



US00D407473S

United States Patent [19] Wimböck

[11] Patent Number: **Des. 407,473**
[45] Date of Patent: ****Mar. 30, 1999**

[54] **COMBINED VENTILATING AND LIGHTING UNIT FOR A KITCHEN CEILING**

[75] Inventor: **Peter Wimböck**, Reit im Winkl, Germany

[73] Assignee: **Wimböck Besitz GmbH**, Reit im Winkl, Germany

[**] Term: **14 Years**

[21] Appl. No.: **52,649**

[22] Filed: **Apr. 1, 1996**

[30] **Foreign Application Priority Data**

Oct. 2, 1995 [DE] Germany M 95 07 955.6

[51] **LOC (6) Cl.** **23-04**

[52] **U.S. Cl.** **D23/328; D23/372; D23/385; D26/59; D26/76**

[58] **Field of Search** **D23/328, 370, D23/371, 372, 385; D26/75, 76, 59; 454/49, 294, 293; 362/219, 149, 365; 126/299 R**

[56] **References Cited**

U.S. PATENT DOCUMENTS

D. 153,313 4/1949 Phillips D23/328

D. 284,110	6/1986	Mullins	D26/76
D. 374,301	10/1996	Kleffman	D26/76
2,359,021	9/1944	Campbell et al.	362/149
3,165,051	1/1965	Archer et al.	454/294
3,259,052	7/1966	Bradley et al.	454/294
3,555,267	1/1971	Sutter	362/149

Primary Examiner—Lisa Lichtenstein
Attorney, Agent, or Firm—Dilworth & Barrese

[57] **CLAIM**

The ornamental design for a combined ventilating and lighting unit for a kitchen ceiling, as shown and described.

DESCRIPTION

FIG. 1 is a bottom perspective view of a combined ventilating and lighting unit for a kitchen ceiling showing my new design;

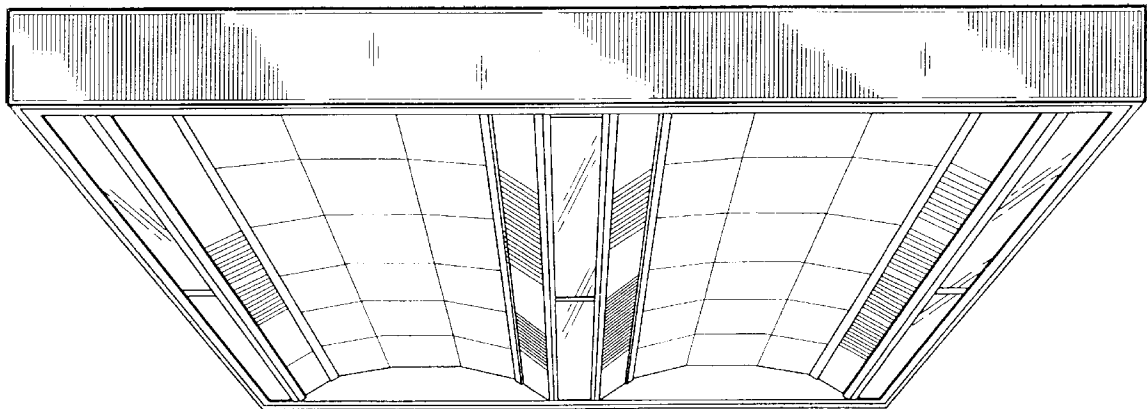
FIG. 2 is a bottom plan view thereof;

FIG. 3 is a top plan view thereof on a reduced scale;

FIG. 4 is a left side elevational view thereof in the direction of arrows 4—4 in FIG. 3, the right side elevational view being substantially identical/symmetrical thereto and the front and rear elevational views being substantially identical/symmetrical to one another; and,

FIG. 5 is an enlarged sectional view taken along lines 5—5 in FIG. 2.

1 Claim, 3 Drawing Sheets



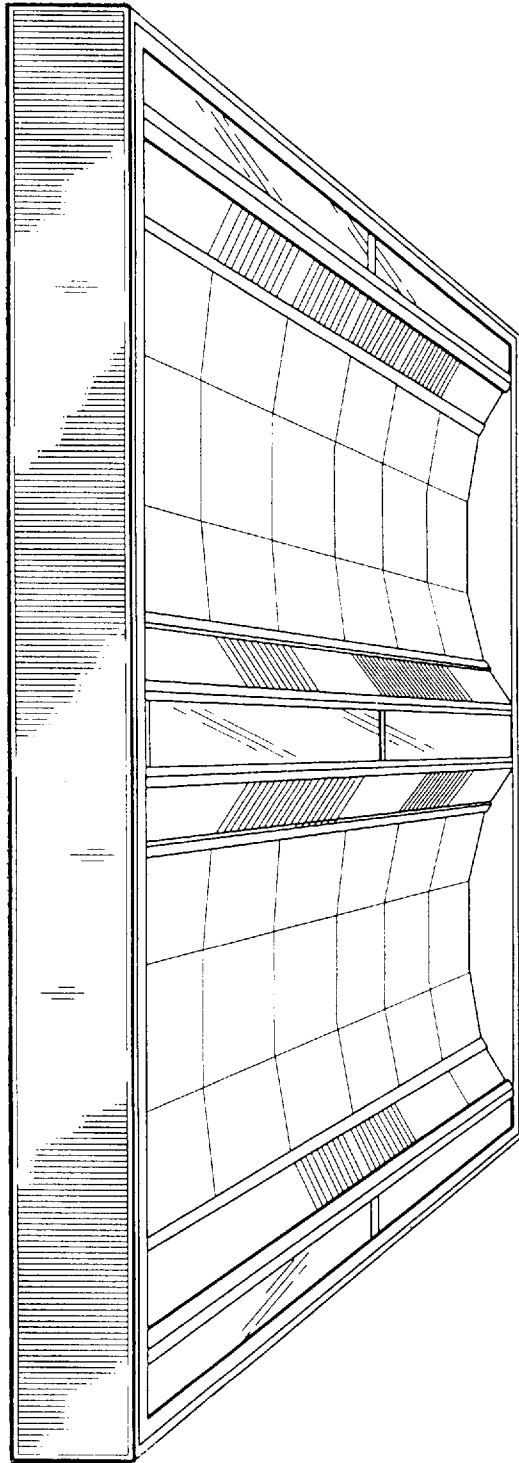


FIG. 1

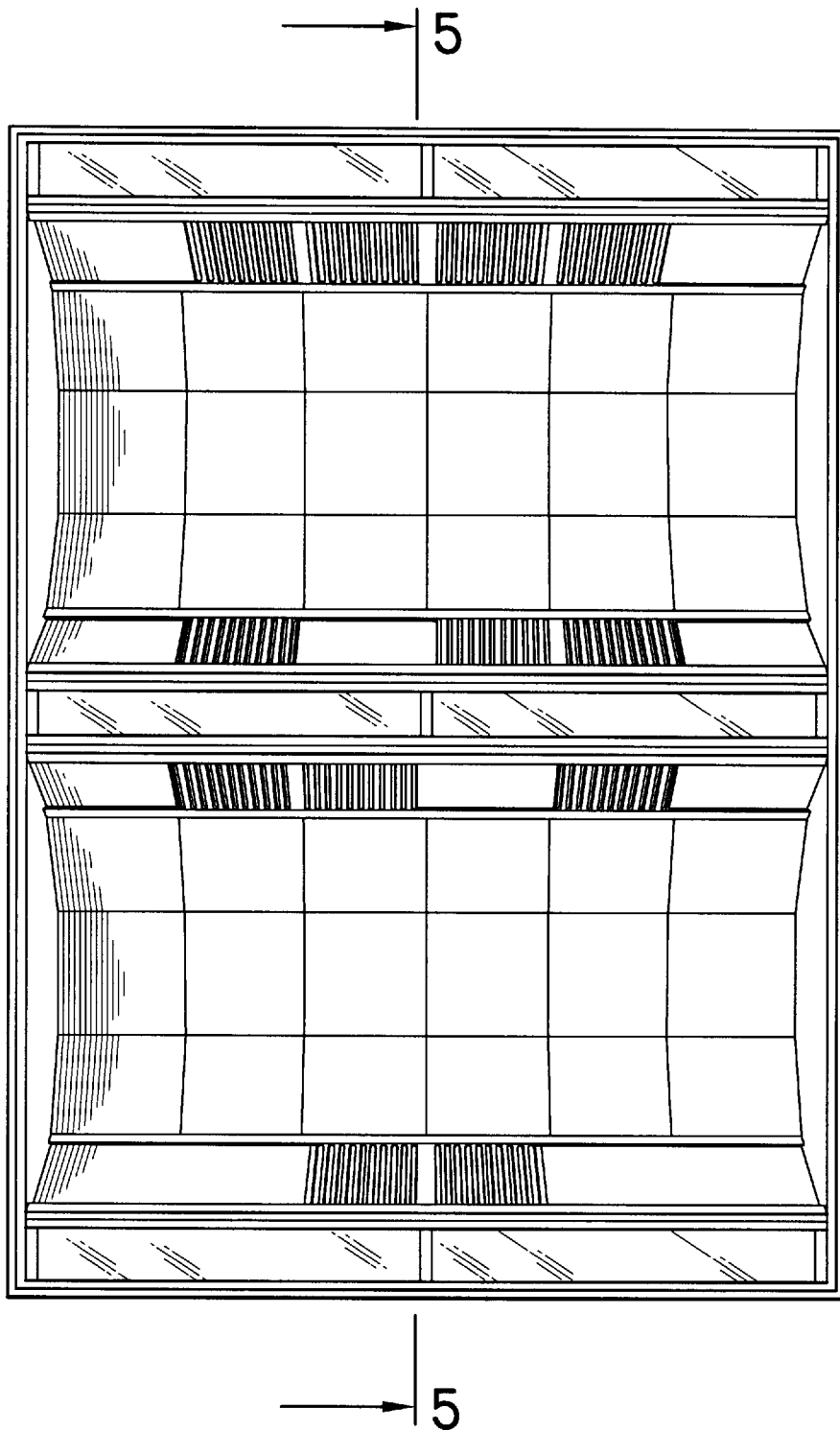


FIG. 2

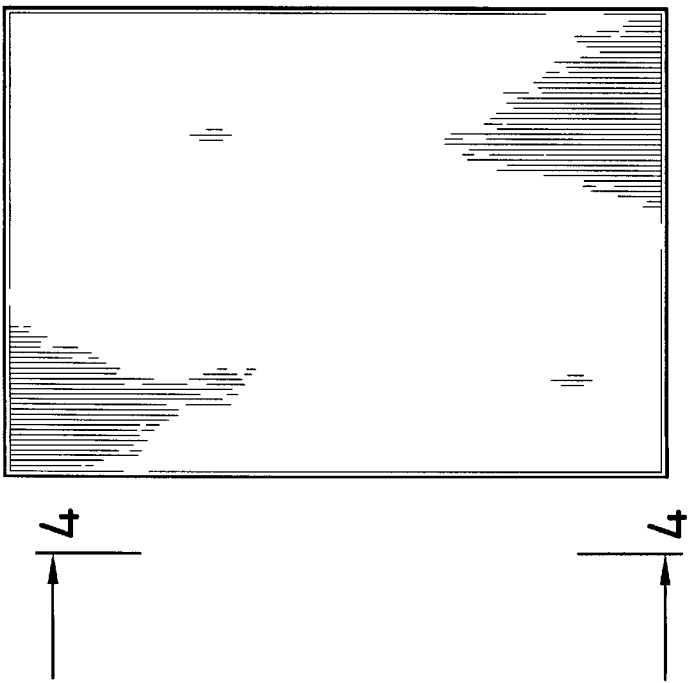


FIG. 4

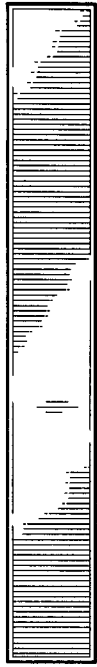


FIG. 3




FIG. 5