



US00D749321S

(12) **United States Design Patent**
Sullivan-Stevens

(10) **Patent No.:** **US D749,321 S**

(45) **Date of Patent:** **** Feb. 16, 2016**

(54) **SHOULDER BAG**

(71) Applicant: **Colin Sullivan-Stevens**, Portland, ME (US)

(72) Inventor: **Colin Sullivan-Stevens**, Portland, ME (US)

(**) Term: **15 Years**

(21) Appl. No.: **29/528,072**

(22) Filed: **May 26, 2015**

Primary Examiner — Holly Baynham

(74) *Attorney, Agent, or Firm* — Pierce Atwood LLP; Kevin M. Farrell

(57) **CLAIM**

The ornamental design for a shoulder bag, as shown and described.

DESCRIPTION

Related U.S. Application Data

(62) Division of application No. 29/466,264, filed on Sep. 5, 2013, now Pat. No. Des. 731,787.

(51) **LOC (10) Cl.** **03-01**

(52) **U.S. Cl.**
USPC **D3/232**

(58) **Field of Classification Search**
USPC D3/232–233, 240–243, 245–246
CPC A45C 1/024; A45C 3/06
See application file for complete search history.

FIG. 1 is a top view of a shoulder bag having two external panels;
FIG. 2 is a front view of a shoulder bag having two exterior panels and a front zipper pocket;
FIG. 3 is a rear view of a shoulder bag having two exterior panels and a rear zipper pocket;
FIG. 4 is a left side view of a shoulder bag having two exterior panels and a left recloseable pocket;
FIG. 5 is a right side view of a shoulder bag having two exterior panels and a right recloseable pocket;
FIG. 6 is a bottom view of a shoulder bag having two exterior panels and bottom trim panels;
FIG. 7 is a front view of a shoulder bag having two exterior panels and a front exterior pocket; and,
FIG. 8 is a rear view of a shoulder bag having two exterior panels and a rear exterior pocket.
The broken lines representing stitching are part of the claimed design.

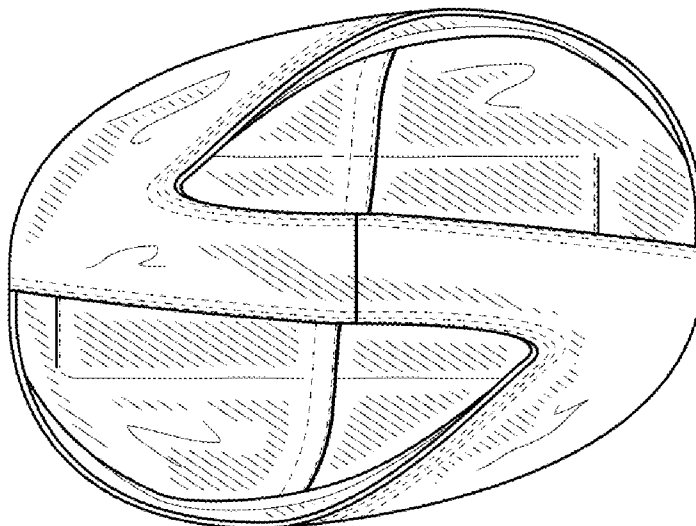
(56) **References Cited**

U.S. PATENT DOCUMENTS

D96,725 S *	9/1935	Courtine	D3/243
D529,282 S *	10/2006	Legay	D3/246
D535,098 S *	1/2007	Maier	D3/246
D591,041 S *	4/2009	Dickinson	D3/232

* cited by examiner

1 Claim, 4 Drawing Sheets



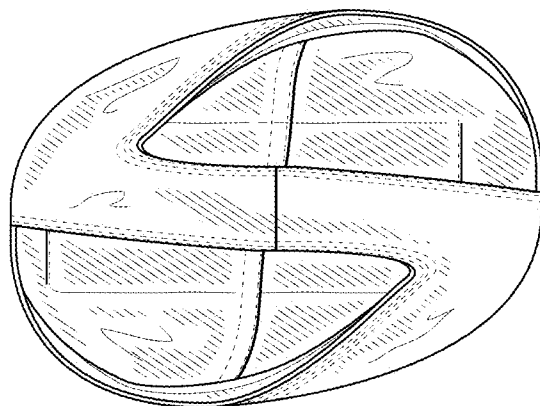


FIG. 1

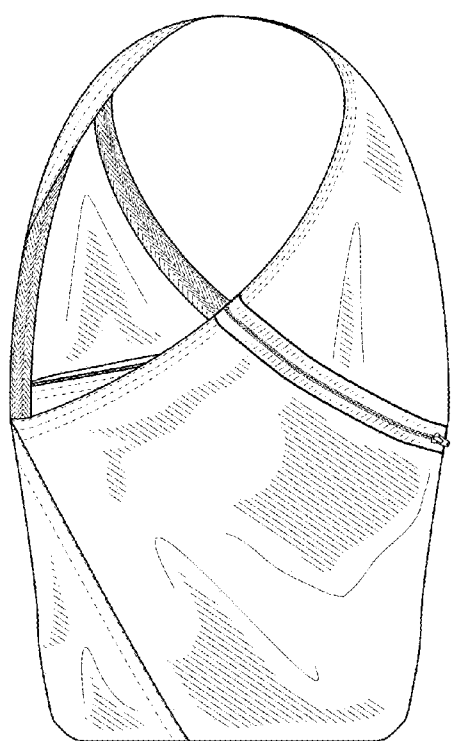


FIG. 2

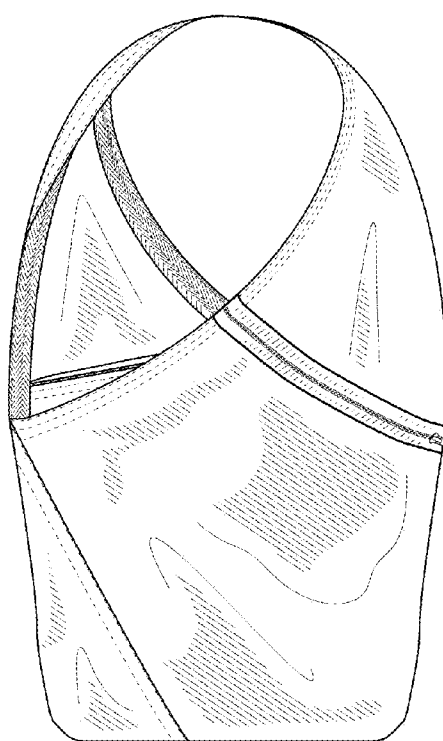


FIG. 3

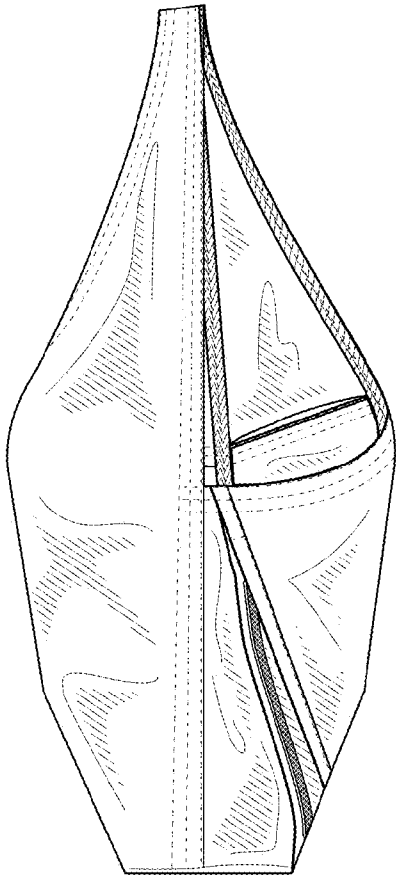


FIG. 4

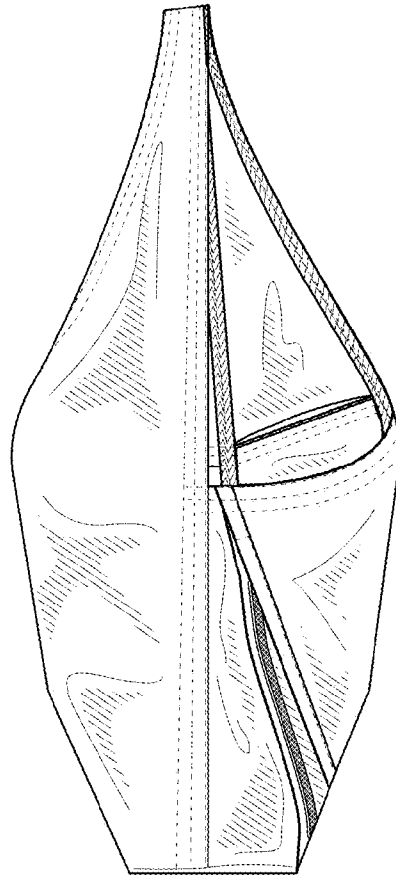


FIG. 5

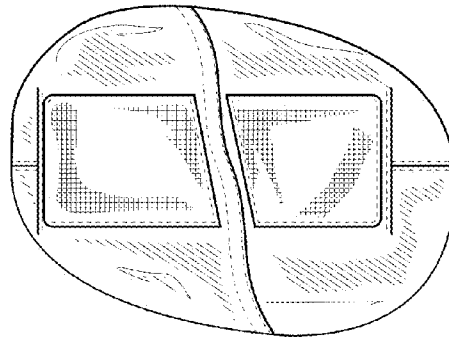


FIG. 6

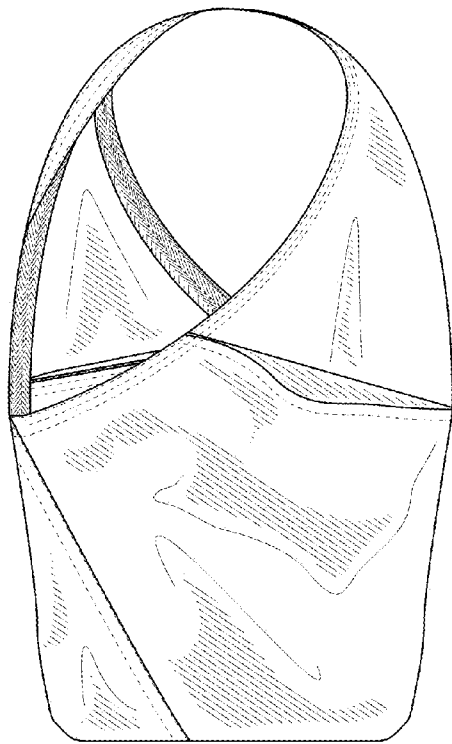


FIG. 7

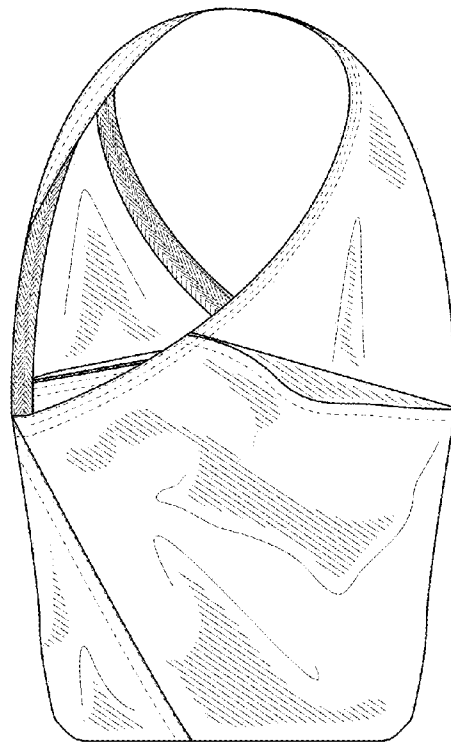


FIG. 8