



US00D347876S

United States Patent [19]

[11] Patent Number: Des. 347,876

Trautman

[45] Date of Patent: ** Jun. 14, 1994

[54] BULLET DEFLECTOR

4,883,272 11/1989 Lay 273/410 X
5,002,274 3/1991 Bidema 273/410 X

[76] Inventor: Terry L. Trautman, P.O. Box 1620 or
1140 Bills Rd., Fabens, Tex. 79838

Primary Examiner—A. Hugo Word
Assistant Examiner—Doris V. Coles
Attorney, Agent, or Firm—S. Michael Bender

[**] Term: 14 Years

[21] Appl. No.: 677,832

[57] CLAIM

[22] Filed: Apr. 1, 1991

The ornamental design for the bullet deflector, as shown and described.

[52] U.S. Cl. D22/113; D22/199

[58] Field of Search 273/407, 403, 404, 410;
D22/113, 199

DESCRIPTION

[56] References Cited

FIG. 1 is a front elevational view of the bullet deflector showing my new design;
FIG. 2 is a rear elevational view thereof;
FIG. 3 is a left side elevational view thereof;
FIG. 4 is a right side elevational view thereof;
FIG. 5 is a top plan view thereof;
FIG. 6 is a bottom plan view thereof; and,
FIG. 7 is a perspective view thereof.

U.S. PATENT DOCUMENTS

D. 241,246	8/1976	DeVogelaere	D22/113
D. 300,162	3/1989	Ravalli et al.	D22/113
D. 329,680	9/1992	Burn	D22/113
3,404,886	10/1968	Dunor	273/410
3,701,532	10/1972	Nikoden	273/410

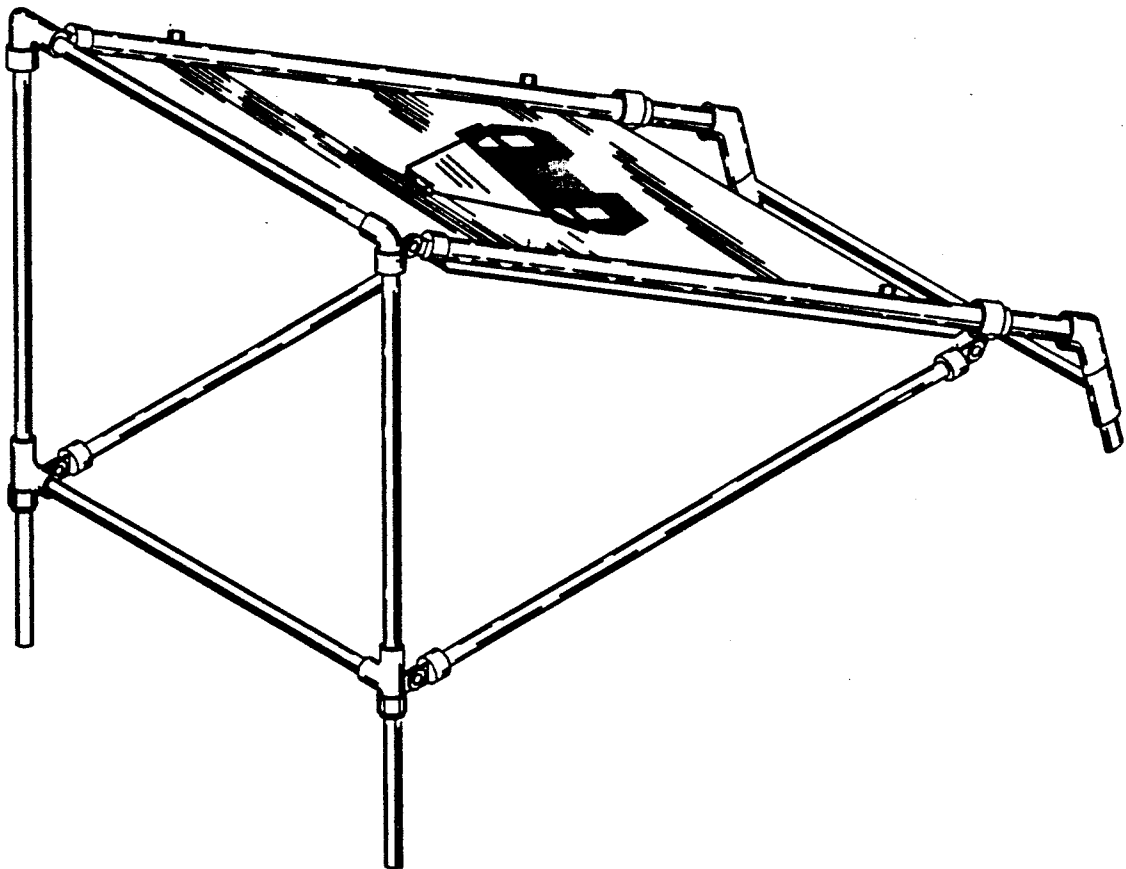


FIG. 1




FIG. 2




FIG. 3

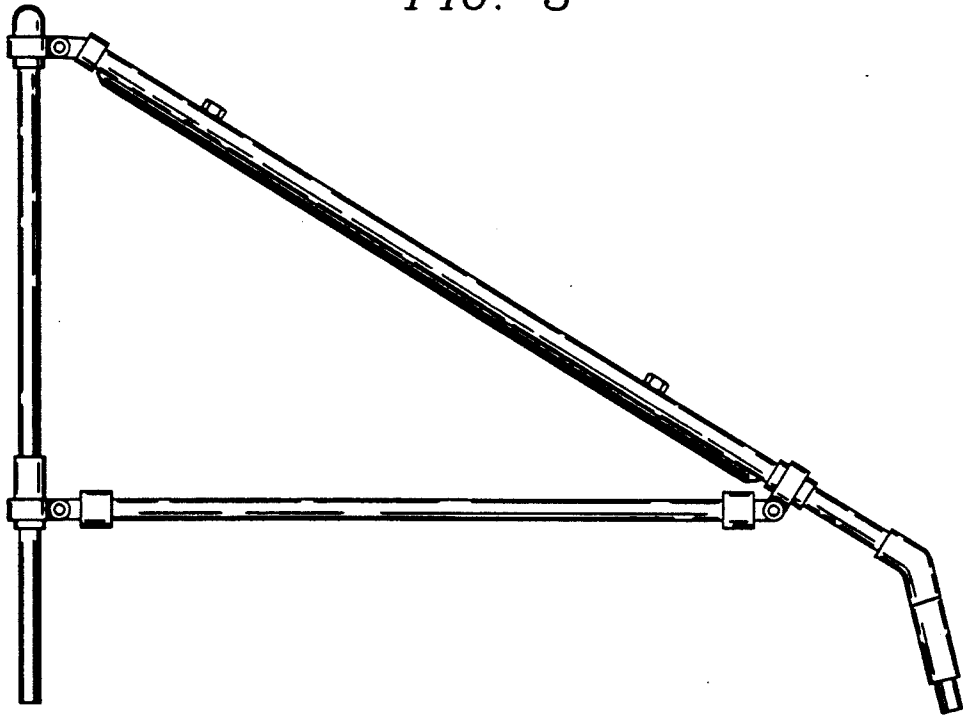
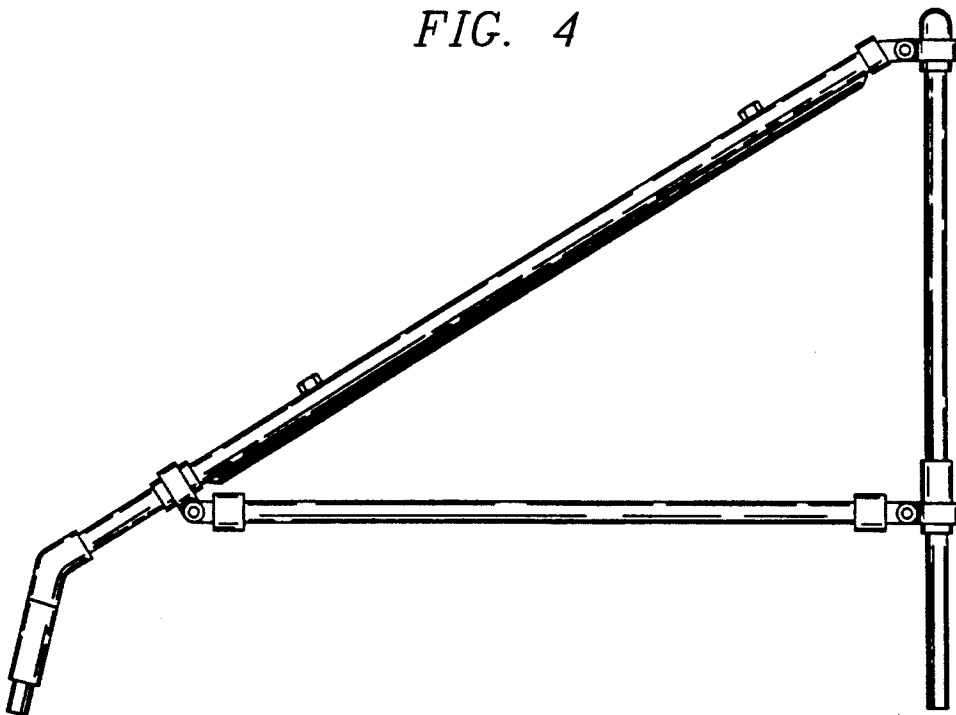


FIG. 4



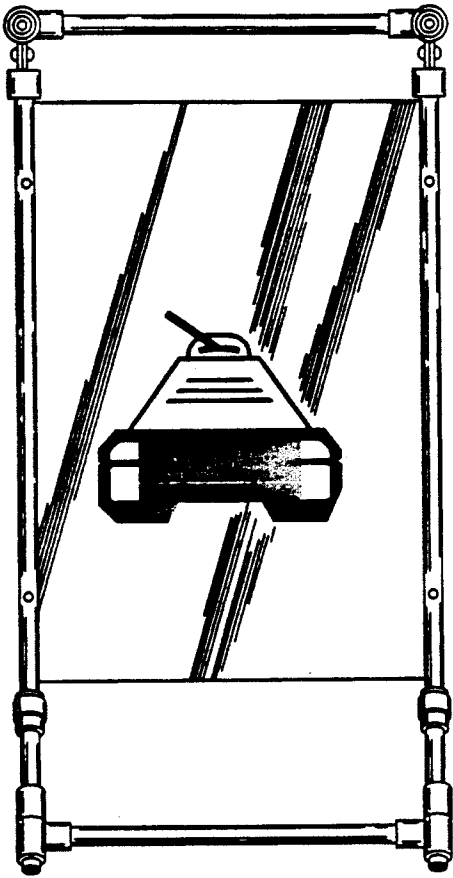


FIG. 6

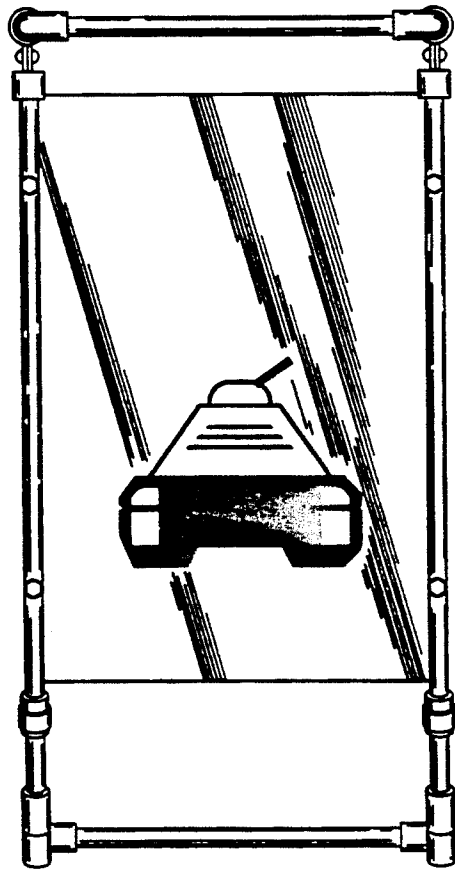


FIG. 5

FIG. 7

