

636920

AUSTRALIA

Patents Act 1990

20492/92

P/00/C02 28/5/91

Section 29

## PATENT REQUEST: PETTY PATENT

I / We, being the person(s) identified below as the Applicant, request the grant of a patent to the person identified below as the Nominated Person, for an invention described in the accompanying Petty complete specification.

Full application details follow.

[71] Applicant	J. D. RUSSELL		
Address	275 MAIN SOUTH ROAD MORPHETT VALE S.A. 5162		
[70] Nominated Person	JUDITH D RUSSELL		
Address	275 MAIN SOUTH ROAD MORPHETT VALE S.A. 5162		
[54] Invention Title	'BROLLY MINDER'		
[72] Name(s) of actual inventor(s)	JUDITH D. RUSSELL		
[74] Address for service in Australia	275 MAIN SOUTH RD. MORPHETT VALE S.A. Attorney Code 5162		

## ASSOCIATED PROVISIONAL APPLICATION(S) DETAILS

[60] Application Number(s) and Date(s)	
--	--

## BASIC CONVENTION APPLICATION(S) DETAILS

[31] Application Number	[33] Country	Country Code	[32] Date of Application

## DIVISIONAL APPLICATION DETAILS

[62] Original application number	
----------------------------------	--


## TICK IF APPLICABLE

☐

I am an eligible person described in Sections 33 - 36 of the Act.

Drawing number recommended to accompany the abstract .....

A005932 23/07/92

  
(Signature)

23rd July '92  
(Date)

Section 29(1)  
Regulation 3.1(2)

AUSTRALIA  
PATENTS ACT 1990

*NOTICE OF ENTITLEMENT*


I, JUDITH D. RUSSELL

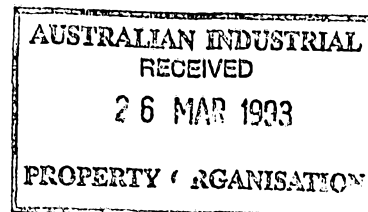
of 275 Main South Road, Morphett Vale, South Australia,  
Australia

being the applicant in respect of Application No. 20492/92,  
state the following:-

1. The person nominated for the grant of the patent:  
is the actual inventor

DATED this 19<sup>th</sup> day of March 1993

  
JUDITH D. RUSSELL





AU9220492

(12) PATENT ABRIDGMENT (11) Document No. AU-B-20492/92  
(19) AUSTRALIAN PATENT OFFICE (10) Acceptance No. 638920

(Australian Petty Patent)

(54) Title  
BROLLY MINDER

International Patent Classification(s)  
(51)<sup>5</sup> A45C 013/40 A45B 025/24

(21) Application No. : 20492/92

(22) Application Date : 23.07.92

(43) Publication Date : 08.07.93

(45) Publication Date of Granted Application : 08.07.93

(71) Applicant(s)  
J.D. RUSSELL

(72) Inventor(s)  
JUDITH D. RUSSELL

(57) The joined straps may, of course, comprise a single strap, folded over. In that case, the snap-type fastener is attached in the vicinity of the fold. References, throughout the specification and claims, to two straps which are joined should be understood as inclusive of such a folded strap.

#### Claim

1. An umbrella holder comprising two resilient straps which are joined (as herein defined) at the first end of each strap and (a) having a snap-type fastener, which in use, and without substantial modification of a bag, case or satchel to which said umbrella holder is to be attached, releasably attaches the umbrella holder to said bag, case or satchel, at or near the juncture of the first ends of the straps, and (b) having a velcro-type system, at the second end of each strap, for releasably attaching the second ends of the straps to each other, so that the straps when in use are located around a furled umbrella, thereby attaching it to the bag, case or satchel.

638920

Regulation 3.2

AUSTRALIA  
PATENTS ACT 1990

COMPLETE SPECIFICATION  
FOR A PETTY PATENT  
(original)

Name of Applicant: JUDITH D RUSSELL

Actual Inventor: JUDITH D RUSSELL

Address for Service: 275 Main South Road, Morphett Vale,  
South Australia, Australia

Invention Title: "BROLLY MINDER"

The following statement is a full description of this invention, including the best method of performing it known to me.



This invention enables a person to carry an umbrella with ease, because the umbrella is held in place against a handbag, briefcase, travel bag, satchel, school bag or similar.

For many people, an umbrella becomes a total nuisance (a  
5 necessary evil) and often becomes lost.

To date, there has been no means for attaching umbrellas to bags, cases or satchels which has been completely satisfactory.


The present invention overcomes the worry for many of carrying or losing umbrellas. It also enables people to take an umbrella  
10 with them, at even the slightest hint of rain, without any extra effort.

The umbrella holder of the present invention comprises two resilient straps which are joined (as herein defined) at the first end of each strap and (a) having a snap-type fastener,  
15 which in use, and without substantial modification of a bag, case or satchel to which said umbrella holder is to be attached, releasably attaches the umbrella holder to said bag, case or satchel, at or near the juncture of the first ends of the straps, and (b) having a velcro-type system, at the second  
20 end of each strap, for releasably attaching the second ends of the straps to each other, so that the straps when in use are located around a furled umbrella, thereby attaching it to the bag, case or satchel. The joined straps may, of course, comprise a single strap, folded over. In that case, the snap-type fastener is attached in the vicinity of the fold.  
25

References, throughout the specification and claims, to two straps which are joined should be understood as inclusive of such a folded strap.

A set of two umbrella holders will generally be required to  
30 attach a furled umbrella to a bag, case or satchel.

The invention will now be described with respect to specific embodiments, which are illustrative but not restrictive of the present invention.



In the accompanying drawings, Figs. 1, 1a and 1b illustrate examples of the umbrella holder, and Figs. 2, 2a and 2b illustrate how the umbrella holder is utilised.

- 5 The straps of each umbrella holder wrap around the umbrella, and hold it safely against the bag, case or satchel.

The snap-type fastener is preferably rustproof, and easily snaps onto any strap, buckle etc. on the bag, case or  
10 satchel. The snap-type fastener may be a snap shank fastener (as shown in Fig. 1), or a snap-hook fastener (as shown in Fig. 1a).

As shown in Figs. 1a, 1b, 2a and 2b, the snap-type fastener  
15 may incorporate a split ring which can be snapped shut around the strap or handle of a bag, case or satchel. In the particular embodiments illustrated, the split ring is attached to the straps of the umbrella holder by means of a snap-hook. The split ring models enable the use of the  
20 umbrella holder on any size bag, case or satchel.

The straps are preferably manufactured either wholly of velcro, or have velcro ends.

25 In the models shown in Figs. 1a and 1b, male and female strips of velcro are passed through the bottom of the snap-hook fastener, and then held in place, in the vicinity of the fastener, with a row of stitching.

30 Other types of snap-type fastener may be substituted for the fasteners illustrated in the accompanying drawings. The fastener preferably has a spring to provide the snap effect, thus ensuring that the fastener is simple to use by all, and especially by the elderly and handicapped.

35

Velcro is by far the preferred material for forming the straps, as it is strong, and holds the umbrella firmly against a bag, case or satchel, without any stretch or give.

This applies even when the umbrella is wet. Furthermore, the velcro provides the means for attaching the ends of the straps together, around the umbrella.

- 5 While the present invention has been described in terms of preferred embodiments in order to facilitate better understanding of the invention, it should be appreciated that various modifications can be made without departing from the principles of the invention. Therefore, as stated earlier,
- 10 the description of preferred embodiments is to be regarded as illustrative, and not restrictive, the scope of the invention being indicated by the appended claims.

The claims defining the invention are as follows:-

1. An umbrella holder comprising two resilient straps which are joined (as herein defined) at the first end of each strap and (a) having a snap-type fastener, which in use, and without substantial modification of a bag, case or satchel to which  
5 said umbrella holder is to be attached, releasably attaches the umbrella holder to said bag, case or satchel, at or near the juncture of the first ends of the straps, and (b) having a velcro-type system, at the second end of each strap, for  
10 releasably attaching the second ends of the straps to each other, so that the straps when in use are located around a furled umbrella, thereby attaching it to the bag, case or satchel.

2. An umbrella holder according to claim 1, wherein said snap-type fastener incorporates a split ring which, in use, releasably attaches the umbrella holder to a strap or handle of said bag, case or satchel.

3. An umbrella holder according to claim 1 or claim 2, substantially as herein described, with particular reference to the accompanying drawings.

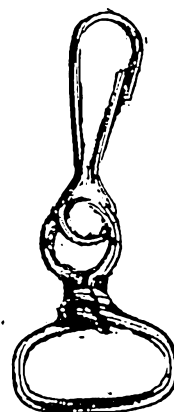

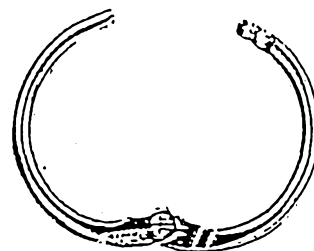
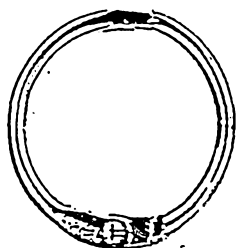
Dated this 5th day of May 1993.

JUDITH D RUSSELL



1 A

ACTUAL SIZE

1 B



SECRET



2 A



2 B

