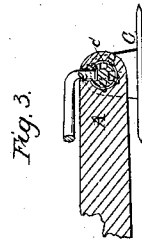
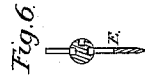
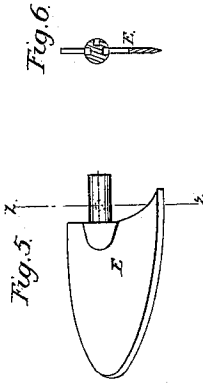
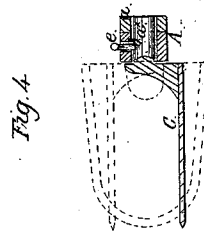
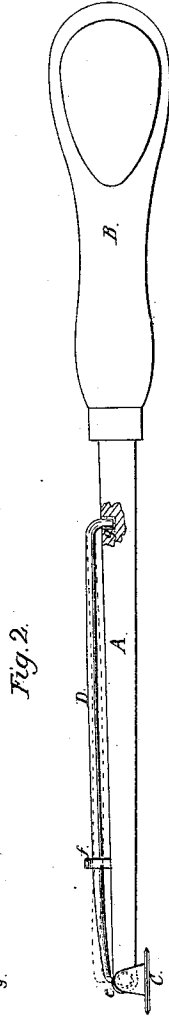
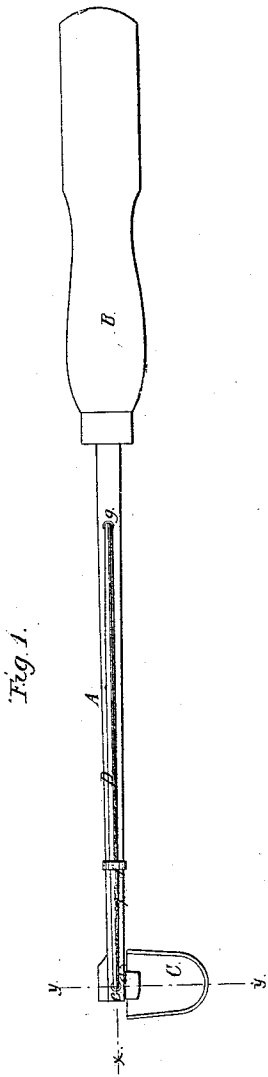


A. W. Todd,

Culinary,

Patented May 17, 1864.

N^o 1,2807.



Witnesses:
Henry Morris
Chas. Reed

Inventor:
A. W. Todd
per Munroe & Co
Attorneys

UNITED STATES PATENT OFFICE.

A. W. TODD, OF CHICAGO, ILLINOIS.

IMPROVED KNIFE FOR CUTTING HONEY.

Specification forming part of Letters Patent No. 42,807, dated May 17, 1864.

To all whom it may concern:

Be it known that I, A. W. TODD, of Chicago, in the county of Cook and State of Illinois, have invented a new and Improved Knife for Cutting Honey and other Substances; and I do hereby declare that the following is a full, clear, and exact description of the same, reference being had to the accompanying drawings, making a part of this specification, in which—

Figure 1 is a plan or top view of my invention; Fig. 2, a side view of the same; Fig. 3, a section of a portion of the same, taken in the line $x x$, Fig. 1; Fig. 4, a transverse section of the same, taken in the line $y y$, Fig. 1; Fig. 5, a detached view of a knife; Fig. 6, a section of Fig. 5, taken in the line $z z$.

Similar letters of reference indicate corresponding parts in the several figures.

This invention relates to a new and improved knife for cutting honey, detaching the combs from the hive, and cutting them into square or rectangular pieces, the device being also applicable to other purposes, such as cutting butter, lard, &c.

The invention consists in attaching a knife or cutter to a tang or shank in such a manner that it may be adjusted or secured in different positions, as the nature of the work may require.

To enable those skilled in the art to fully understand and construct my invention, I will proceed to describe it.

A represents a tang or shank which has a handle, B, secured to one end of it, as shown in Figs. 1 and 2. In the outer end of the tang or shank there is made horizontally a hole, a , to receive a spindle or cylindrical rod, a^x , which has a knife or cutter, C, attached to it. The spindle or rod, a^x , has three holes, $b c d$, made in it in a circumferential line in either of which the end e of an elastic rod, D, is fitted, said rod being secured to the top of the tang or shank A by an eye or staple, f , and having its inner end bent down to fit into the

tang or shank, as shown at g . The rod D, by being bent inward or toward the tang or shank A, will cause its outer end, e , to spring out from the hole $b c$ or d in the spindle or rod a of the knife C, so that the latter may be detached from the tang or shank, or turned so as to present either one of the other holes to the end e of the rod D. The knife C is not in line with the center of the spindle or rod a^x , but is at one side of it, so that the knife is at one side of the tang or shank, and in consequence of the three holes the knife may be adjusted either to the upper or under side of the tang or shank parallel with it or directly in front and at right angles with it.

When the knife is at the upper side of the tang or shank, it is used for detaching the upper edge or top of the comb from the top of the hive, and when adjusted to the under side it is used for detaching the bottom of the comb from the bottom of the hive, and when adjusted at right angles with the tang or shank it is used for cutting the comb vertically in order to remove it in square or rectangular pieces. The knife C is double-edged and rounded at its outer end in semicircular form.

For cutting old comb, which is rather tough, I use a knife, E, with one edge only, as shown in Figs. 5 and 6.

This device, when used for cutting butter, lard, &c., is made somewhat larger than when used for cutting honey.

Having thus described my invention, what I claim as new, and desire to secure by Letters Patent, is—

The knife attached to the tang or shank in the manner substantially as shown and described, to admit of being adjusted in different positions relatively with the tang or shank, as and for the purpose specified.

A. W. TODD.

Witnesses:

J. STANFORD,
B. WOOD.