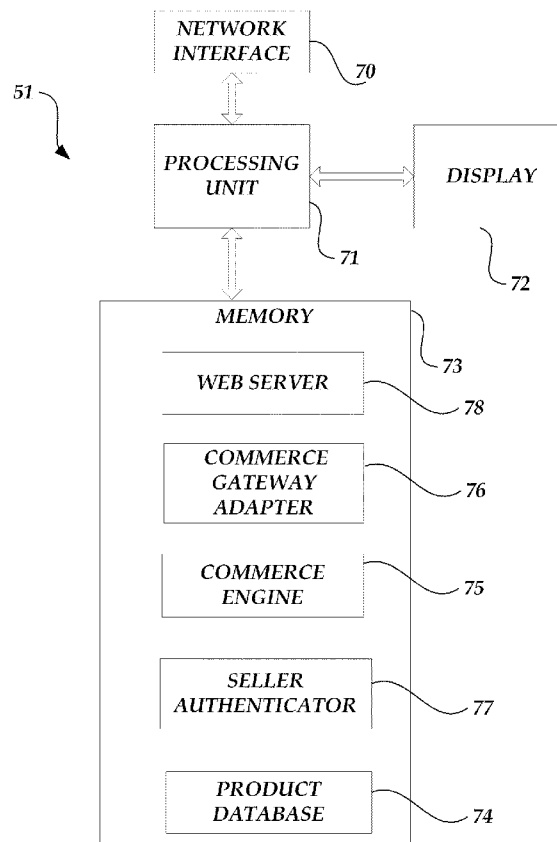




US 20110289006A1

(19) **United States**(12) **Patent Application Publication**
Hutchison et al.(10) **Pub. No.: US 2011/0289006 A1**(43) **Pub. Date: Nov. 24, 2011**(54) **METHOD AND APPARATUS FOR ORDERING
GOODS, SERVICES, AND CONTENT OVER
AN INTERNETWORK USING A VIRTUAL
PAYMENT ACCOUNT**continuation-in-part of application No. 09/370,949,
filed on Aug. 9, 1999, now abandoned.(60) Provisional application No. 60/140,039, filed on Jun.
18, 1999.(75) Inventors: **Robin B. Hutchison**, Vancouver
(CA); **Robert J. Llewellyn**,
Poulsbo, WA (US); **Andre F.**
Viljoen, North Vancouver (CA);
David Griffiths, Ware (GB); **David**
Birch, Woking (GB); **Iain M. Begg**,
Vancouver (CA)**Publication Classification**(51) **Int. Cl.**
G06Q 20/00 (2006.01)
(52) **U.S. Cl.** **705/79**(57) **ABSTRACT**

A secure, closed virtual payment system comprising registered buyers and sellers for ordering and paying for goods, services, and content over an internetwork is disclosed. A buyer becomes registered by applying for a virtual payment account. A seller becomes registered by applying for a seller account. A credit processing component (53) immediately evaluates the buyer's application and assigns a credit limit to the account. Once an account is established, a digital certificate is stored on the registered participant's computer. The buyer can then order goods, services, or content from a seller and charge it to the virtual payment account. When the product is shipped, the seller notifies a commerce gateway component (52), which, in turn, notifies the credit processing server, which applies the charges to the buyer's virtual payment account.

(73) Assignee: **ECHARGE CORPORATION**,
Seattle, WA (US)(21) Appl. No.: **13/186,191**(22) Filed: **Jul. 19, 2011****Related U.S. Application Data**(60) Division of application No. 11/775,473, filed on Jul.
10, 2007, which is a continuation of application No.
10/663,443, filed on Sep. 16, 2003, now Pat. No.
7,249,097, which is a continuation of application No.
10/338,133, filed on Jan. 6, 2003, now abandoned,
which is a continuation of application No. 09/578,395,
filed on May 25, 2000, now abandoned, which is a

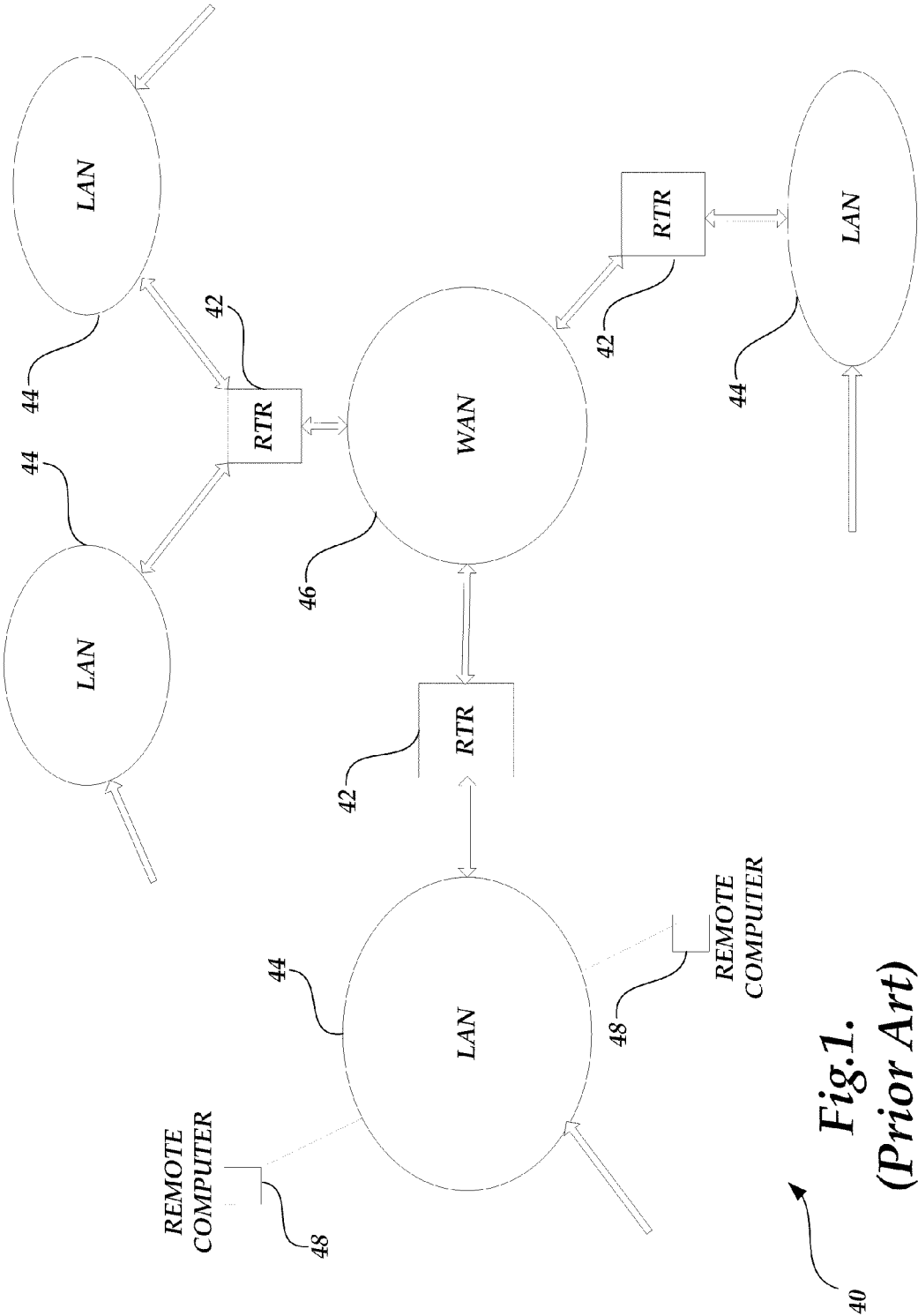
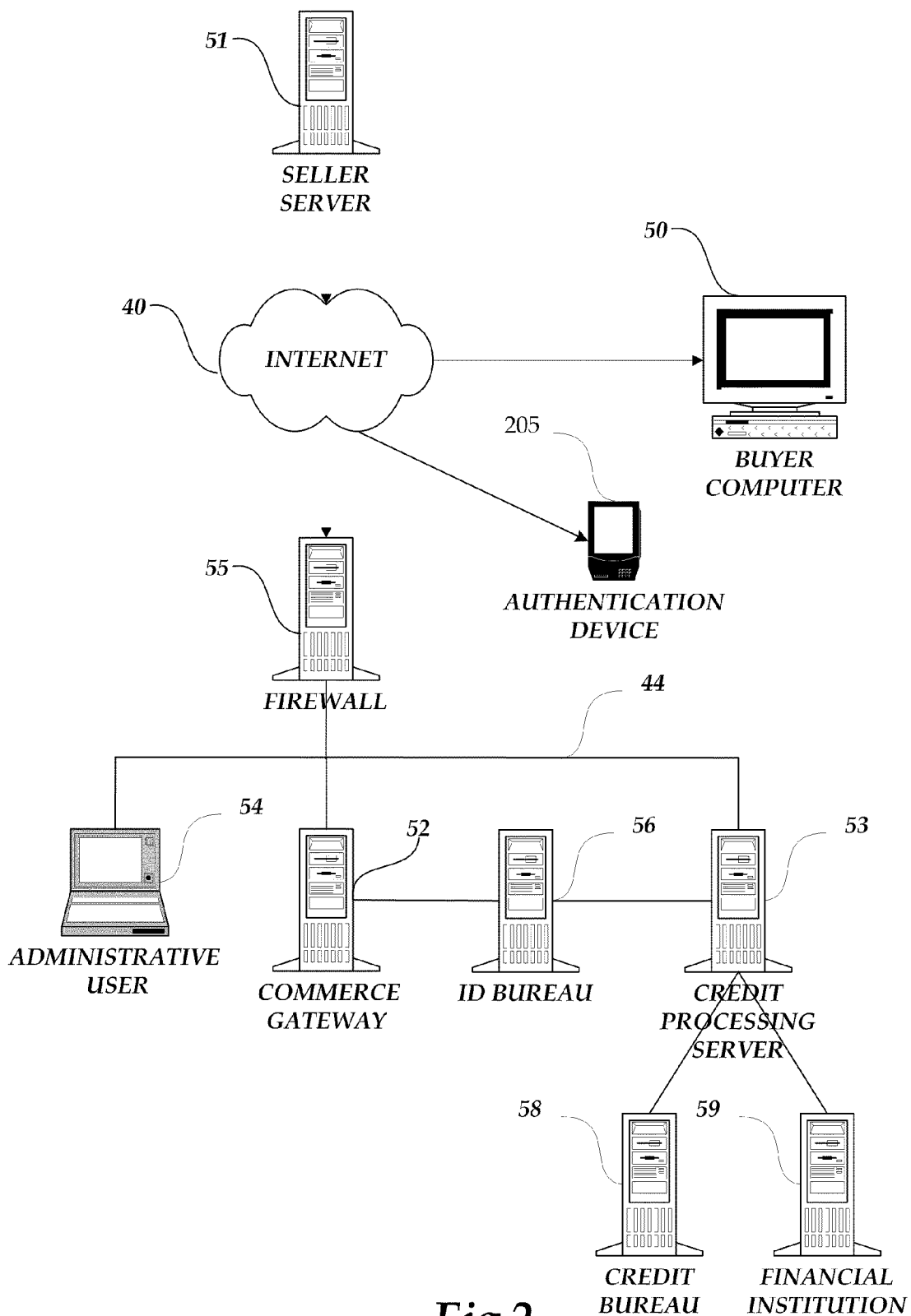


Fig.1.
(Prior Art)



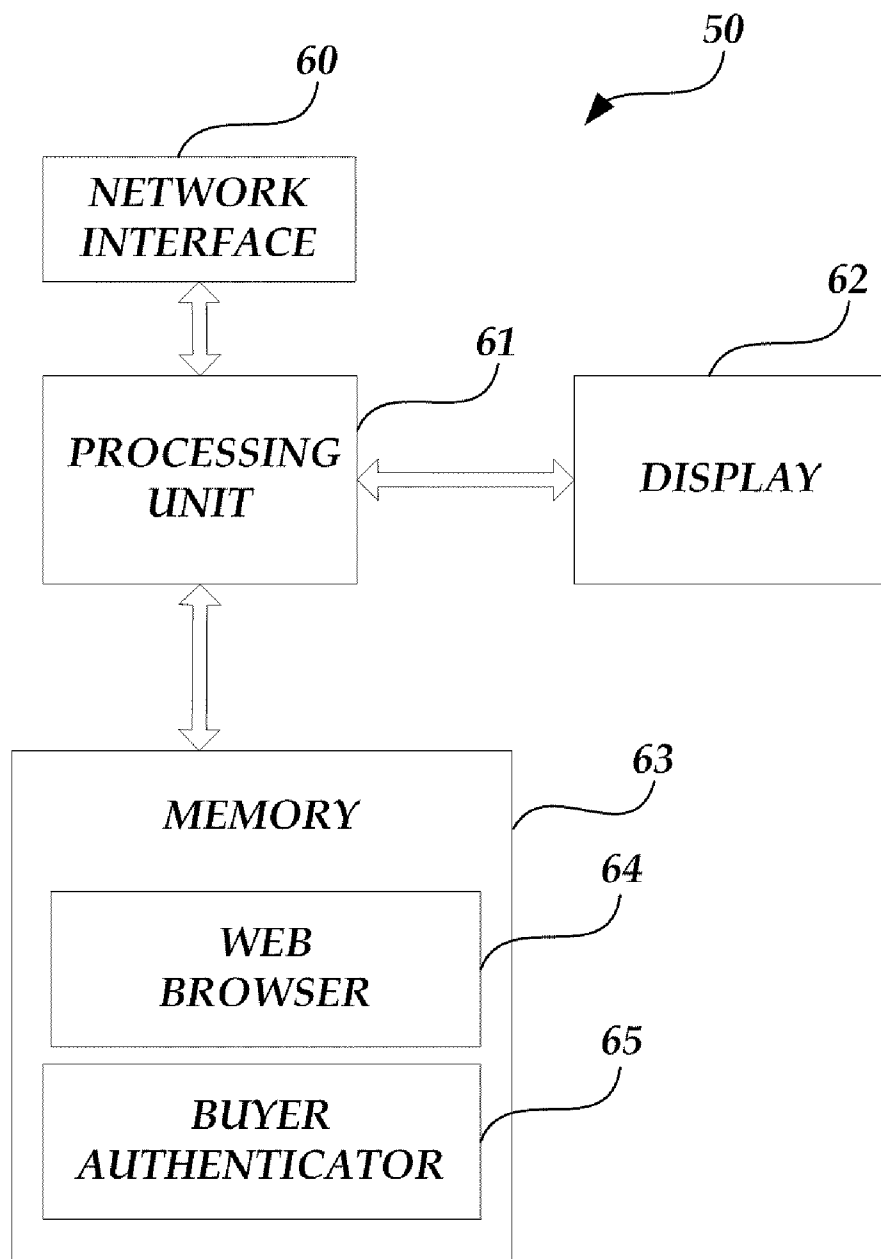
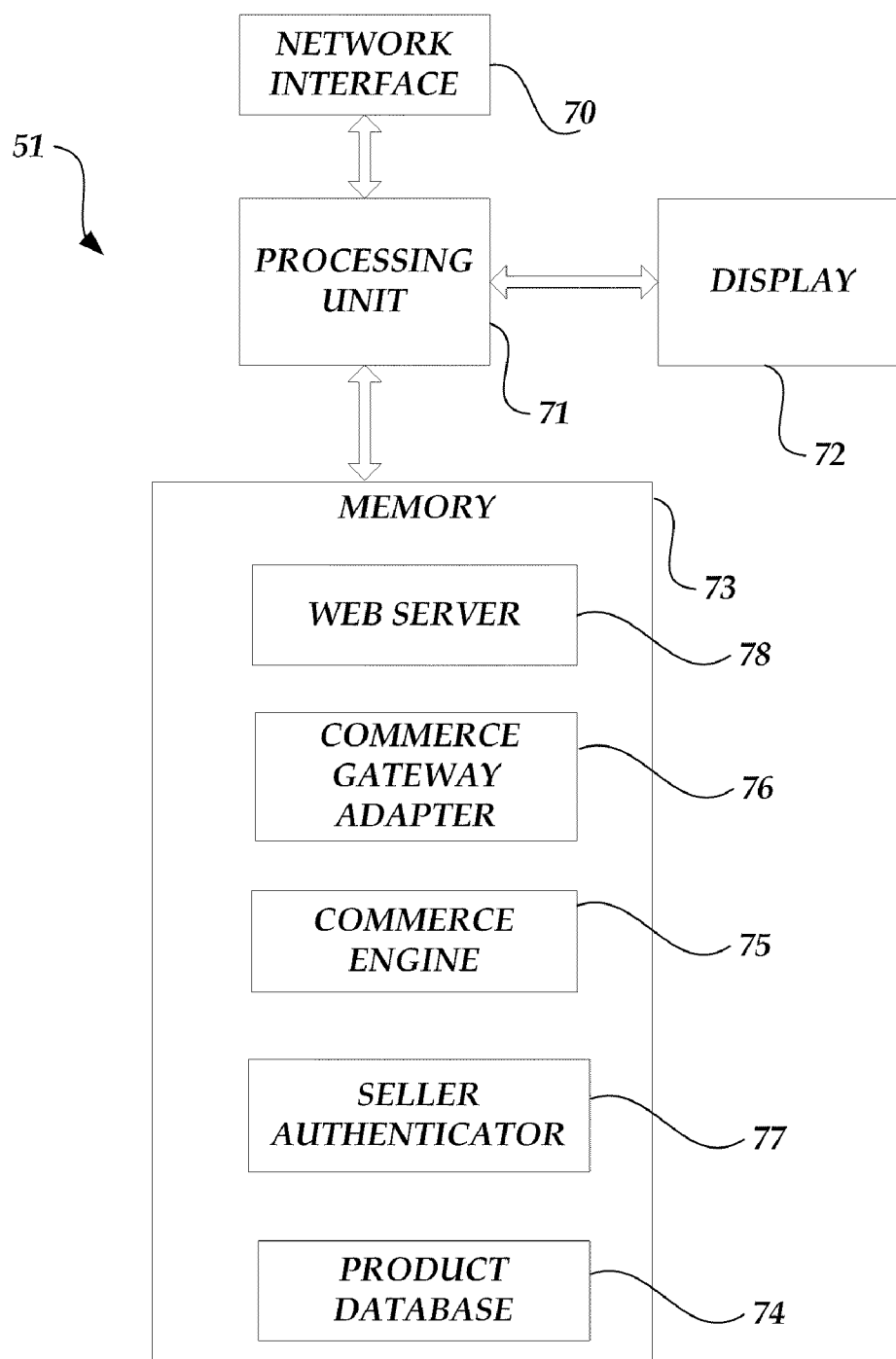


Fig.3.

*Fig.4.*

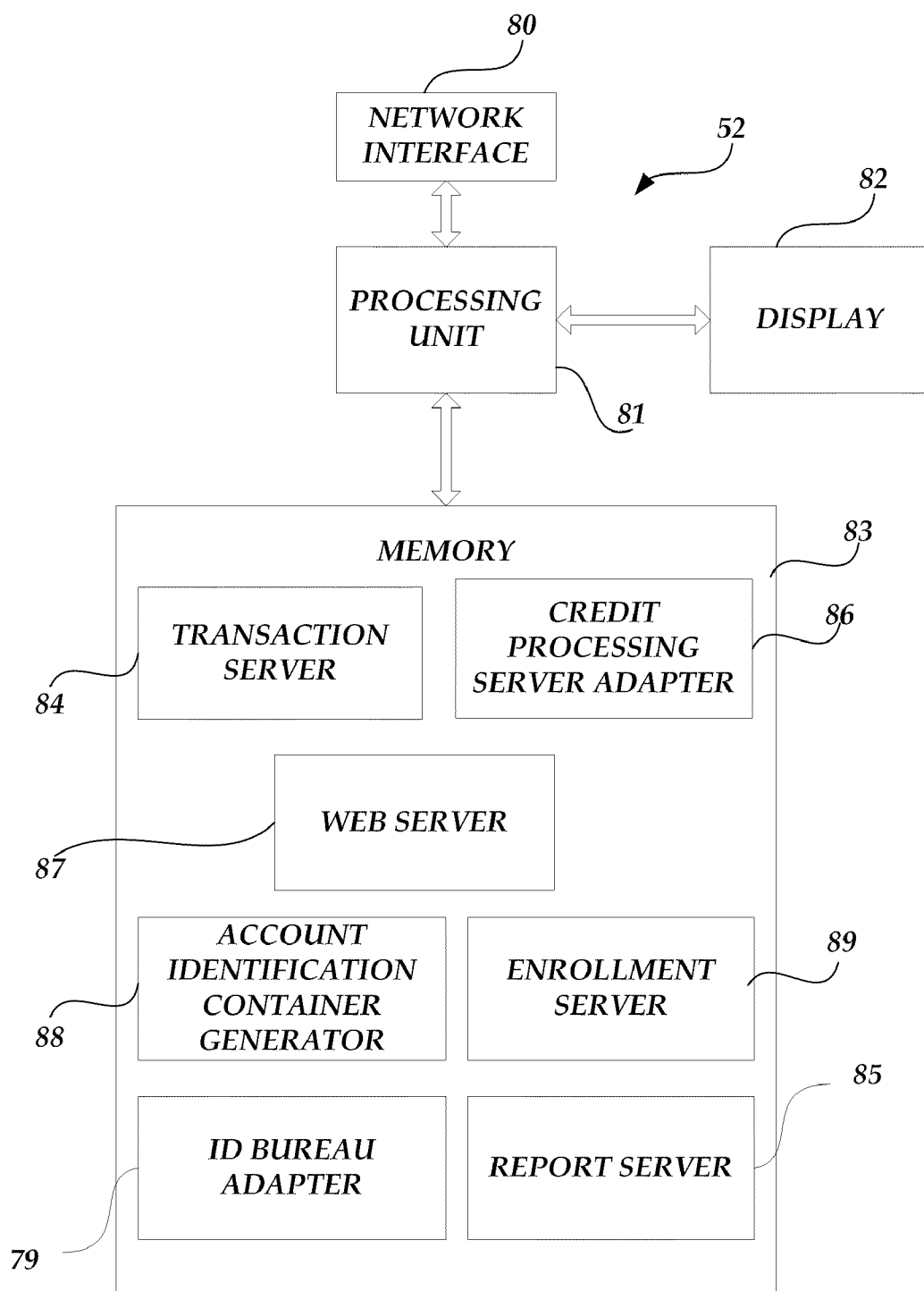


Fig.5.

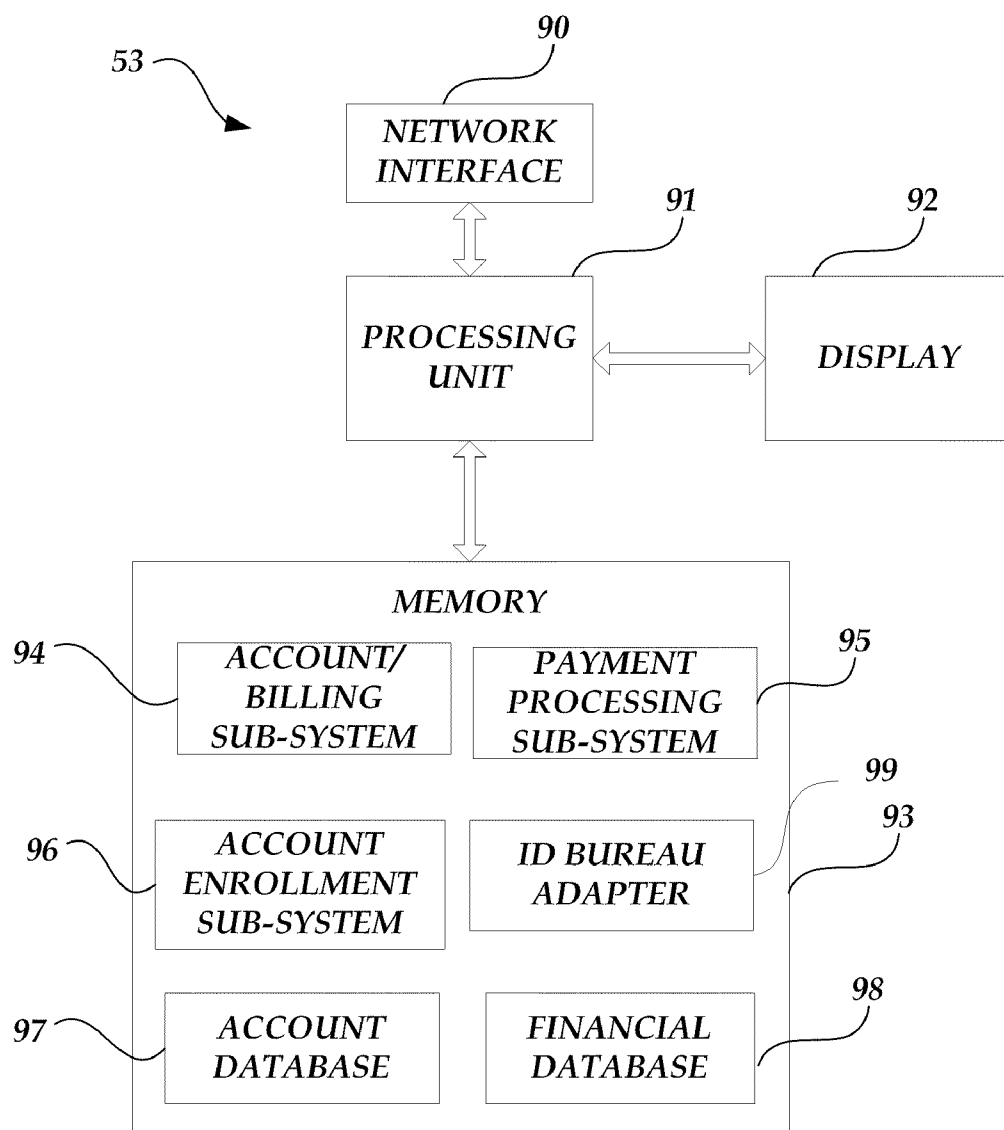


Fig.6.

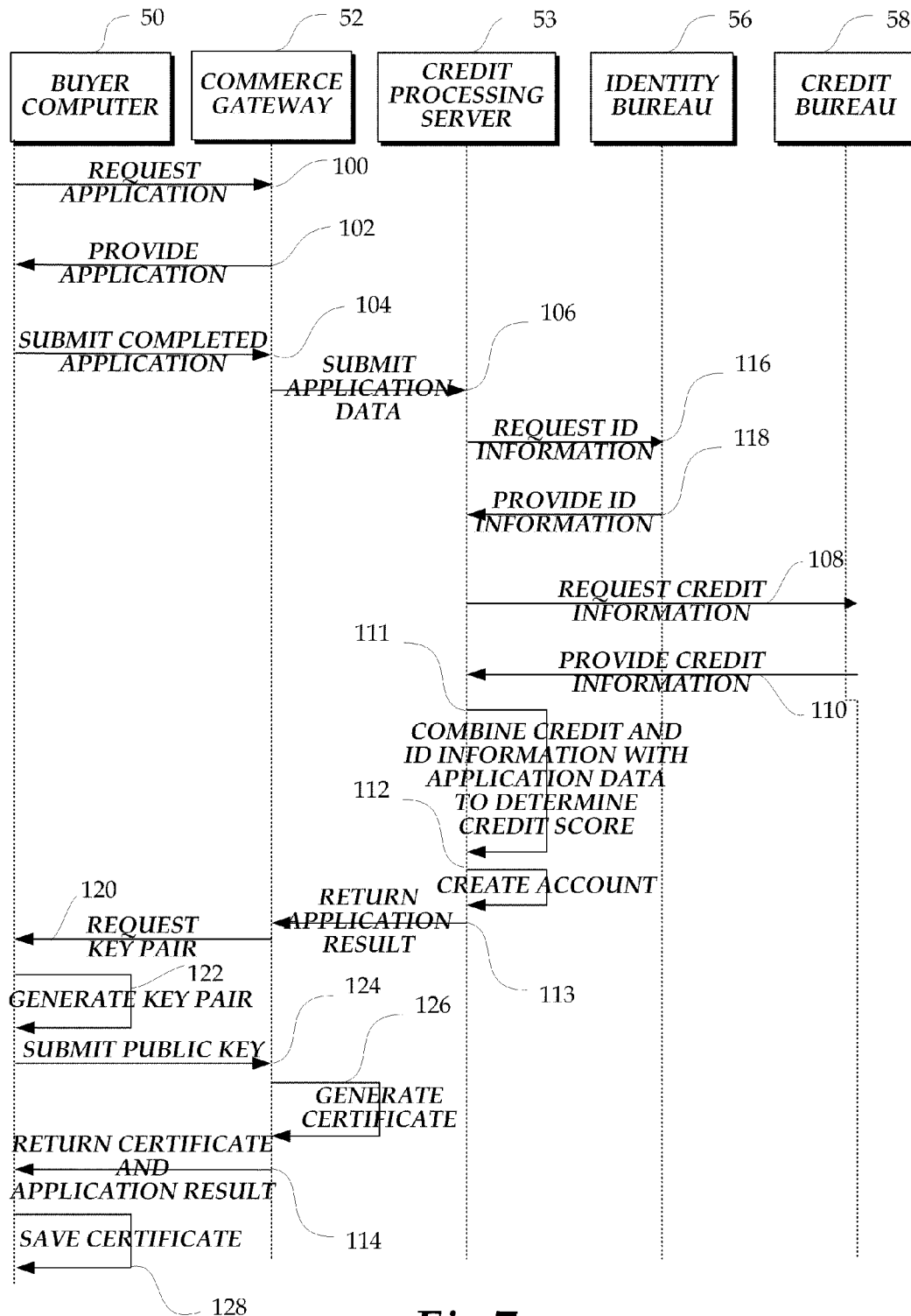
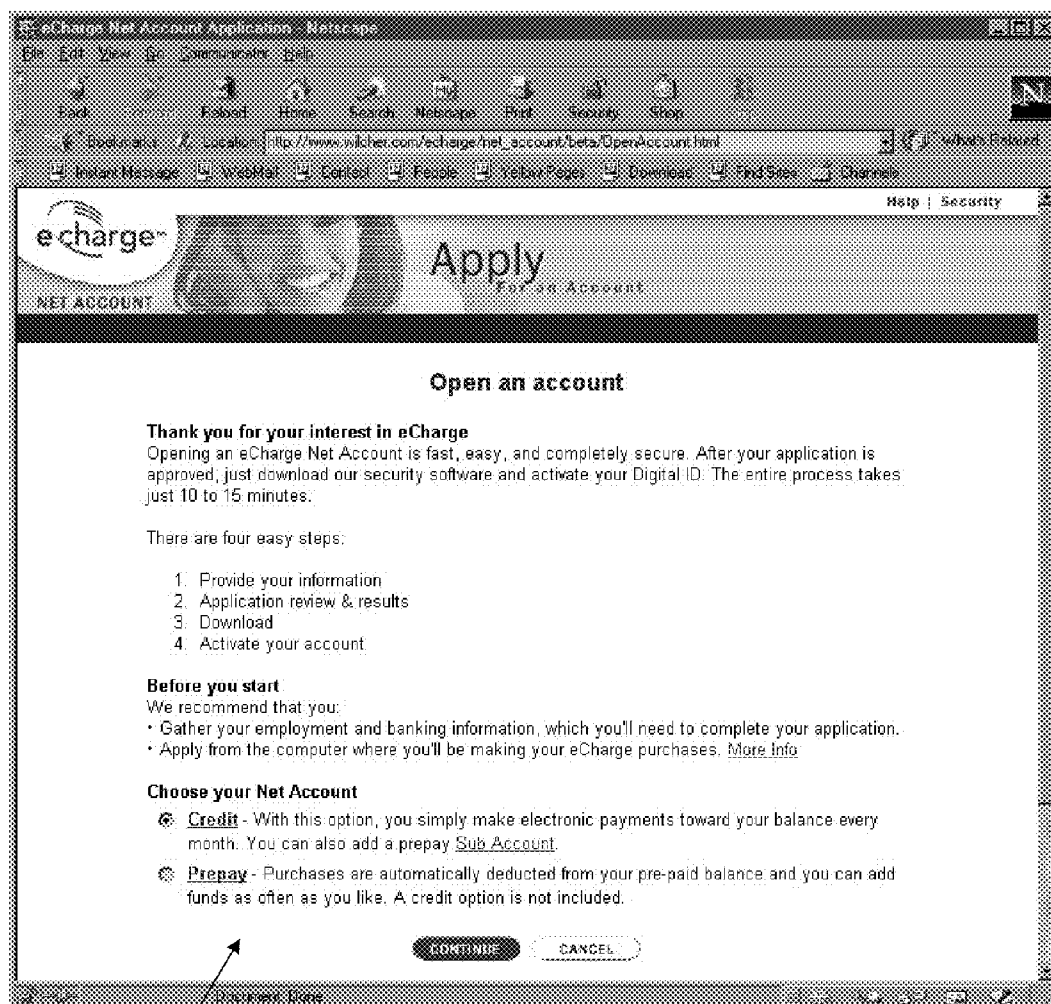


Fig.7.

*Fig.8A.*

eCharge Net Account Application - Netscape

Help | Security

eCharge Apply

NET ACCOUNT Steps

Step 1 : Provide your information
Electronic disclosure agreement

Please read this document carefully and keep a copy for your records.

We'll provide the following information to you electronically, as required by the Truth in Lending Act:

- Terms and conditions of your eCharge credit account
- Monthly statements
- Change in terms notices
- Initial Disclosure Statement

Electronic disclosure statements are available at <http://www.acharge.com/disclosures/> and are good for at least 90 days. After the 90 day period, the disclosure information will be available upon request by contacting [Customer Support](#). Any changes to these statements will be provided to you electronically at your e-mail address on file. In the future, we may provide additional disclosures electronically. To receive this information you'll need a 128-bit browser that is JavaScript enabled, and connection to the Internet.

To continue your application you need to check all boxes and agree to accept electronic disclosures.

☒ I have access to a computer that satisfies the above requirements.
(You are currently using a computer that satisfies these requirements)

☒ I have access to a printer OR can download information to keep copies for my records.

☒ I want to complete this credit application and I agree to accept electronic disclosures of the information listed above.

For assistance concerning these disclosures, requesting technical information or updating your email address, contact us at [Customer Support](#).

ACCEPT **CANCEL**

Document: Disc

605

Fig.8B.

eCharge **Apply**
NET ACCOUNT **Steps** 1 2 3 4

Step 1 : Provide your information
Apply for a credit account

All fields marked with a star (*) must be completed so we can process your eCharge Net Account application. For an explanation of the required information, click on a specific link or Help.

Personal information

Name* Initial Last*
E-Mail Address* Date of Birth* (mm/dd/yyyy)
Home Phone* Daytime Phone*

Current address

Address* City* State* Zip Code*
Home Ownership* Time at this address*
- Select One - years months

Financial and employment information

Social Security Number* Employment Status*
Time at Current Employment* Annual Household Income*
years months - Select range -

Making payments

You can pay for your credit account purchases from your checking or savings account.

Account Type* ☒ Checking ☐ Savings
ABA Routing Number* Bank Account Number*

Special offers

☒ Please send me notices about special offers from eCharge, online retailers who accept eCharge, and other companies.
☐ Please send me special offer notices only from eCharge.
☐ Please do not send me special offer notices from eCharge or any other company at this time.

CONTINUE **CANCEL**

¹Currently, eCharge is only available to U.S. residents, except residents of Alabama and Iowa, with a U.S. billing address.
[State Law Disclosures](#)

²Alimony, child support, or separate maintenance income need not be revealed if you do not wish to have it considered as a basis for repaying this obligation.

[Help](#) | [Security](#)
[Privacy](#) | [Terms and Conditions](#)

© 2000 eCharge Corporation. All rights reserved.

[Application Error](#)

Fig.8C.

eCharge Net Account Application - Netsteps

File Edit View Go Communicate Help

Help | Security

eCharge Apply For an Account

NET ACCOUNT Steps 1 2 3 4

Step 1: Provide your Information

Review account application

Please check the application information below for accuracy

Personal information

First Name*	Terry
Middle Initial	H
Last Name*	Smith
E-Mail Address*	terryse@echarge.com
Date of Birth*	07 / 17 / 1947
Home Phone*	123-456-7890
Daytime Phone	123-456-7890

Current address

Address*	123 Main Street
City*	New York
State*	NY
Zip Code*	00200
Home Ownership*	Own
Time at this Address*	03 years 08 months

Financial and employment information

Social Security Number*	111-22-3333
Employment Status*	Employed
Time at Current Employment*	05 years 06 months
Annual Household Income*	\$50,000 to \$99,999

Bank account information

Account Type*	Checking
ABA Routing Number*	111111111
Bank Account Number*	222222222

Special offers

Please send me notices about special offers from eCharge, online retailers who accept eCharge, and other companies.

Terms and Conditions

Text to be provided by MEP, once a loan agreement is formalized.

I understand that I am applying for credit and, if approved, my credit account will be governed by the Terms and Conditions. I have read the Terms and Conditions regarding this credit account and everything I have stated in my application is true. By clicking on the "I Agree" button below, I agree to the Terms and Conditions and acknowledge that I have downloaded or printed a copy of these Terms and Conditions for my records. By clicking on the "I Agree" button below, I also acknowledge that I have reviewed the State Law Disclosures and I authorize the Bank to obtain a credit report and to check my credit and employment history.

Help | Security
Privacy | Terms and Conditions

© 2000 eCharge Corporation. All rights reserved.

Document Name

Fig. 8D.

eCharge[®] Apply
NET ACCOUNT Steps 1 2 3 4
Help | Security

Step 2 : Application Review & Results Congratulations!

You've been approved for an eCharge Net Account. Here are the terms for your credit account:

Credit Limit \$ _____
Introductory APR _____ % until [date]
APR after Introductory Period _____ %

These important disclosures are part of the Terms and Conditions of your eCharge Net Account. You should print or download a copy of these disclosures for your records. For a detailed explanation of your introductory APR or post-introductory APR please review the Terms and Conditions.

By clicking on the "I Accept" button below, I agree to the terms set forth above.

[Help | Security](#)
[Privacy | Terms and Conditions](#)

© 2000 eCharge Network, Inc. All rights reserved.

[Decl Credit - Approve Proxy](#)
[Decl Application](#)
[Decl Application - Offline](#)

620

Fig.8E.

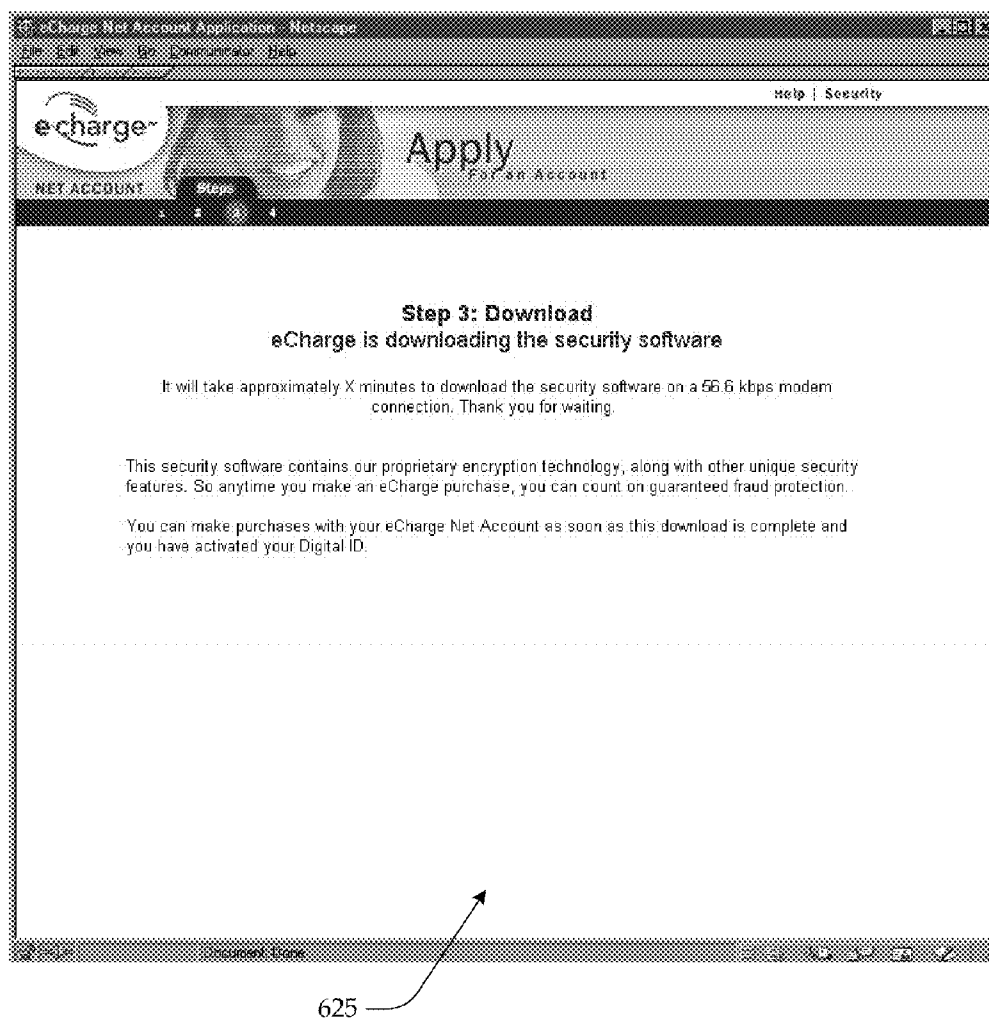


Fig. 8F.

eCharge Net Account Application - Netscape

File Edit View Favorites History Help

eCharge Apply Create Account

NET ACCOUNT Steps 1 2 3 4

Step 4: Activate Your Account

Activate your Digital ID

eCharge's security starts with a unique digital certificate, which stays on your computer. This digital certificate, combined with your Pass-Phrase, makes up your Digital ID. To activate your Digital ID, follow these simple steps:

Digital ID Name: Enter the name you'd like to use to identify yourself to eCharge. Example: Bobs_ID

Security Pass-Phrase: Your Pass-Phrase should be something you'll remember and no one else can figure out. Your Pass-Phrase must be:

- at least 12 characters long
- include at least one capital letter
- one lower-case letter
- one punctuation mark
- and one number

Example: My dog Skip weighs 15 pounds.

Confirm Pass-Phrase: Re-type your Pass-Phrase.

Security Question: Enter a question that will help you remember your Pass-Phrase. Example: How much does my dog weigh?

ACTIVATE

This Digital ID will constitute your signature for purposes of accepting the Terms and Conditions of your Account, as well as for making future purchases with your eCharge Net Account. This Digital ID has the same legal force and effect as your physical signature. By clicking the Activate button, you agree to these terms, as well as the Terms and Conditions of the Agreement.

Help | Security

Document: Data

630

Fig.8G.

The screenshot displays the eCharge Account Center interface. At the top, there is a navigation bar with links for Home, Help, Security, and Logout. Below this, a header section identifies the user as Terry Smith and lists navigation options: My Account, Your Account, Account Details, Statements, and Payments & Funding. A sub-header section includes links for Change Account Info, Change Pass/Phone, and Create Sub Account.

The main content area is titled "View or change your account information". It features a "Choose Account" dropdown menu currently set to "Terry Smith" with a "GO" button. Below this, a message states: "To change your account information, enter the new information and click Update. All fields marked with a star (*) must be completed."

The form contains the following fields:

- Name of Account Holder:** Terry Smith
- Account:** Terry Smith
- Type of Account:** Credit
- Credit Limit:** \$5,000
- Personal Information:**
 - E-Mail Address*:** terry.smith@echarge.com
 - Home Phone*:** 23-456-7800
 - Daytime Phone:** (empty)
 - Address*:** 123 Main Street
 - City*:** New York
 - State*:** NY
 - Zip Code*:** 00000
- Special offers:**
 - ☒ Please send me notices about special offers from eCharge, online retailers who accept eCharge, and other companies.
 - ☒ Please send me special offer notices only from eCharge.
 - ☒ Please do not send me special offer notices from eCharge or any other company at this time.

At the bottom of the form are "UPDATE" and "CANCEL" buttons. A label "640" with an arrow points to the "UPDATE" button.

Fig.9A.

The screenshot shows a web browser window titled "eCharge - Account Center - Netscape". The browser's address bar shows "http://www.echarge.com". The page header includes the "echarge" logo and navigation links: "Home | Help | Security | Logout". Below the header is a navigation bar with tabs: "MY ACCOUNT", "Your Account", "Account Details", "Statements", and "Payments & Funding". Under "Account Details", there are links for "Change Account Info", "Change Pass-Phrase", and "Create Sub Account".

The main content area is titled "Change your Pass-Phrase". It contains the following text: "For your security and convenience, you can change your Pass-Phrase at any time. Just select your Digital ID and fill in the information below."

The form fields are as follows:

- Digital ID:** A dropdown menu with "Select Digital ID" as the current selection.
- Old Pass-Phrase:** A text input field.
- New Security Question:** A text input field.
- New Pass-Phrase:** A text input field.
- Re-enter New Pass-Phrase:** A text input field.

At the bottom of the form are two buttons: "CHANGE" and "CANCEL".

Below the buttons are links for "Home | Help | Security | Log Out" and "Privacy | Terms and Conditions". At the very bottom, it says "© 2000 eCharge Corporation. All rights reserved."

An arrow labeled "645" points to the "CHANGE" button.

Fig.9B.

echarge™ Your Personal Account Center

Home | Help | Security | Logout

[My Account](#) | [Your Account](#) | **Account Details** | [Statements](#) | [Payments & Funding](#)

[Change Account Info](#) | [Change PassPhrase](#) | [Create Sub Account](#)

Create a Sub Account

You can create up to five secure Sub Accounts at no charge, giving everyone in your family a separate account. Or set up Sub Accounts for specific types of purchases. Each Sub Account also offers parental controls, which let you set purchasing limits for the kids and restrict the web sites from which they can purchase.

For security reasons, each account holder is assigned a personal Digital ID and Pass-Phrase. As the primary eCharge Net Account holder, you're liable for all charges incurred by the Sub Account holders. If you need more than five Sub Accounts, you can create additional accounts for a small fee. For details, please contact [Customer Support](#).

All fields marked with a star (*) must be completed before we can create your Sub Account.

Sub Account information

Type of Account*

☒ **Credit** - This account allows you to share the credit limit of your primary account.

☒ **Prepay** - Purchases are automatically deducted from your pre-paid balance and you can add funds as often as you like to this Sub Account.

Account Holder First Name*

Account Holder Last Name*

Account*

E-Mail Address*

Set parental controls

Purchasing limits

To set purchasing limits for this Sub Account, fill in one or more of the following options.

Single Transaction \$

Daily Total \$

Monthly Total (number of transactions)

Web site restrictions

To set purchasing limits on specific web sites, simply type in the monthly dollar amount for each Retail Category. You can also restrict the Retail Categories from which your children can make purchases by checking the categories you want to restrict.

Retail Category	Monthly Limit (\$)	Restrict
Cnet	\$ <input type="text"/>	<input type="checkbox"/>
DVD Express	\$ <input type="text"/>	<input type="checkbox"/>
MP3.com	\$ <input type="text"/>	<input type="checkbox"/>

Special offers

☒ Please send me notices about special offers from eCharge, online retailers who accept eCharge, and other companies.

☒ Please send me special offer notices only from eCharge.

☒ Please do not send me special offer notices from eCharge or any other company at this time.

PLEASE NOTE: These settings apply only to this Sub Account. You can change these settings at any time.

Home | Help | Security | Log Out
Privacy | Terms and Conditions

© 2000 eCharge Corporation. All rights reserved.

Document Data

Fig.9C.

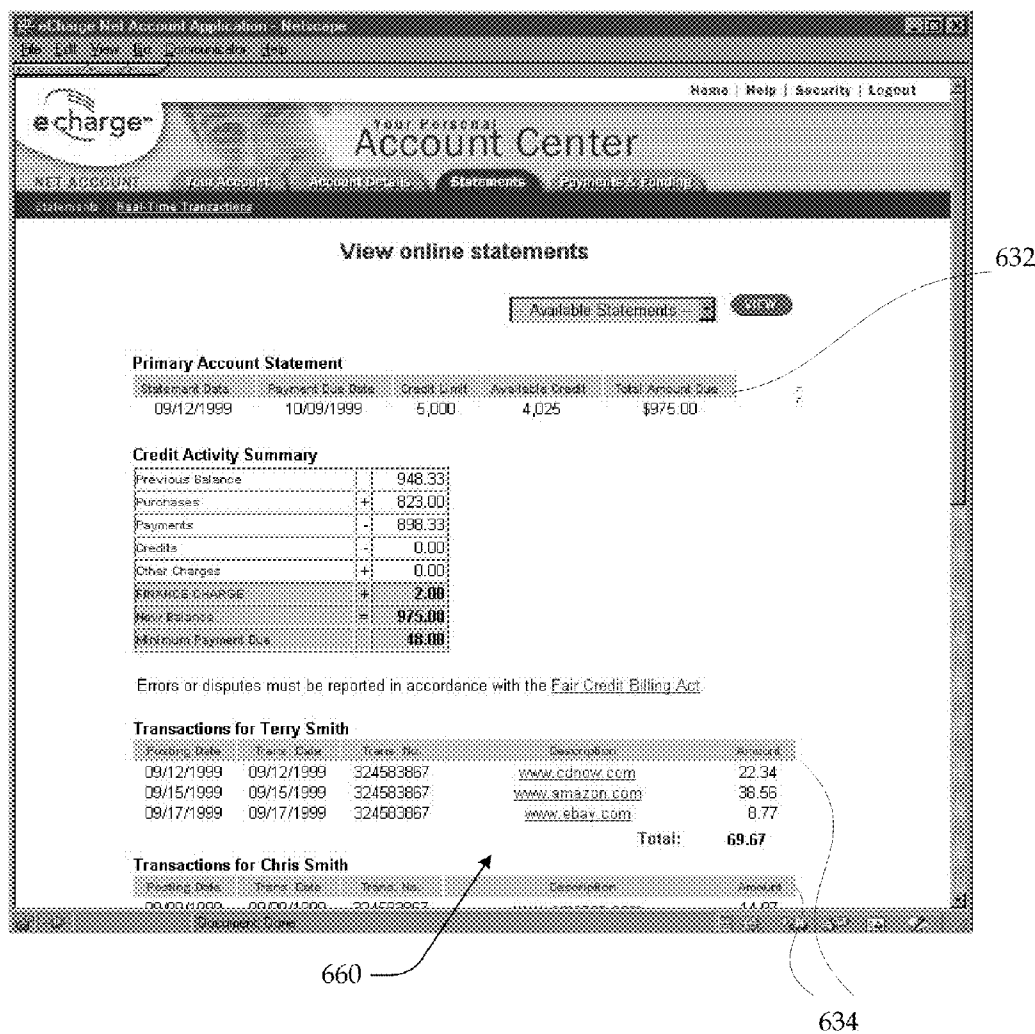


Fig.10A.

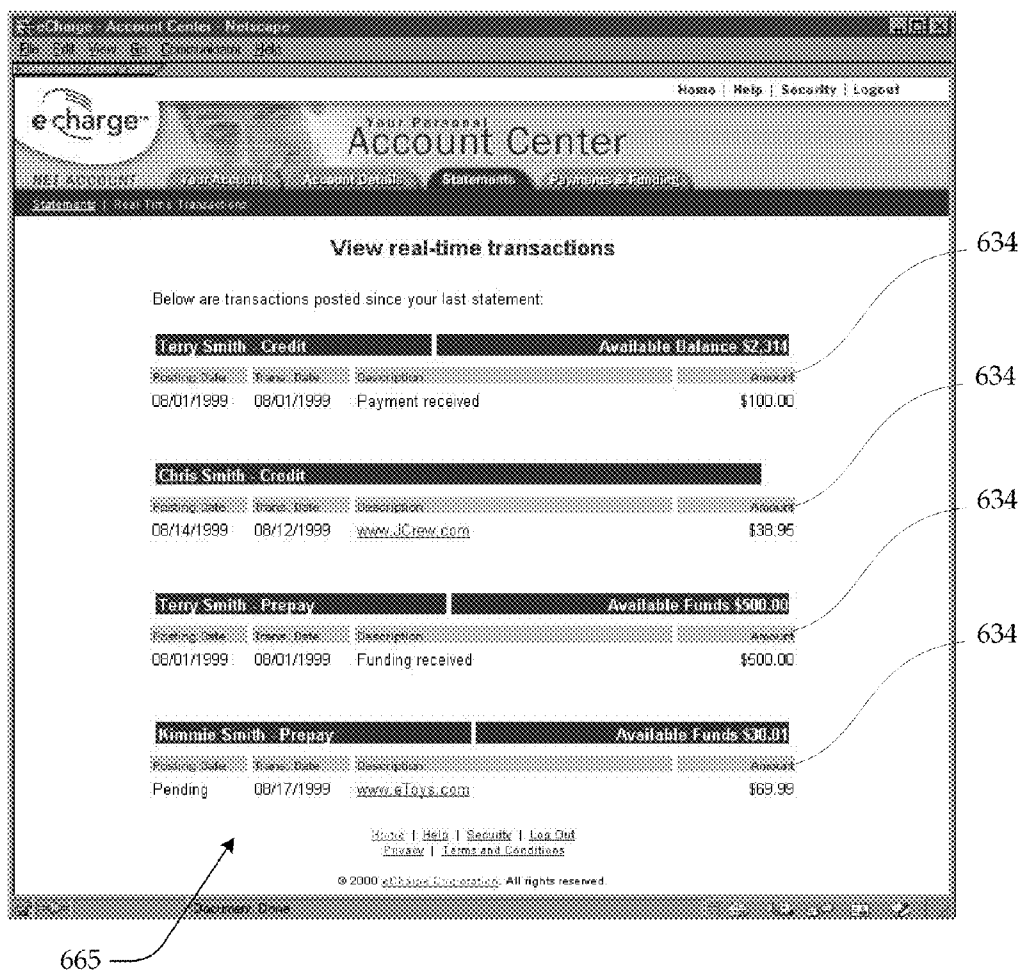
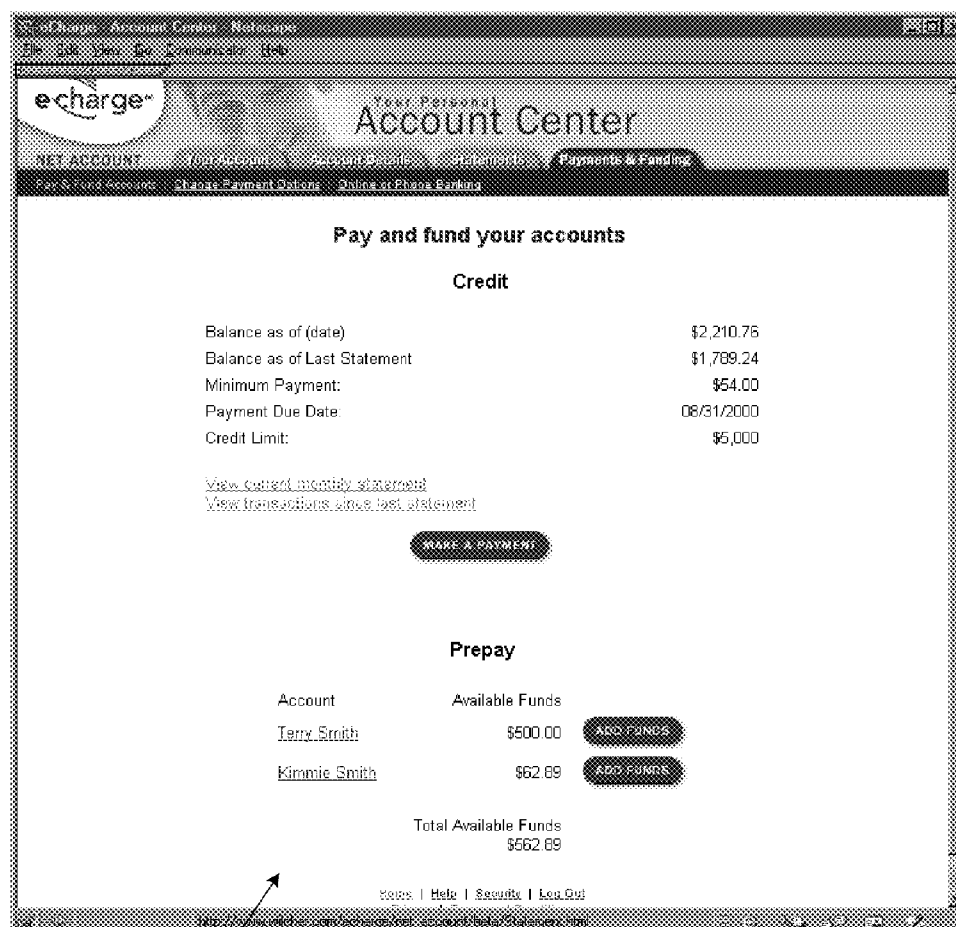
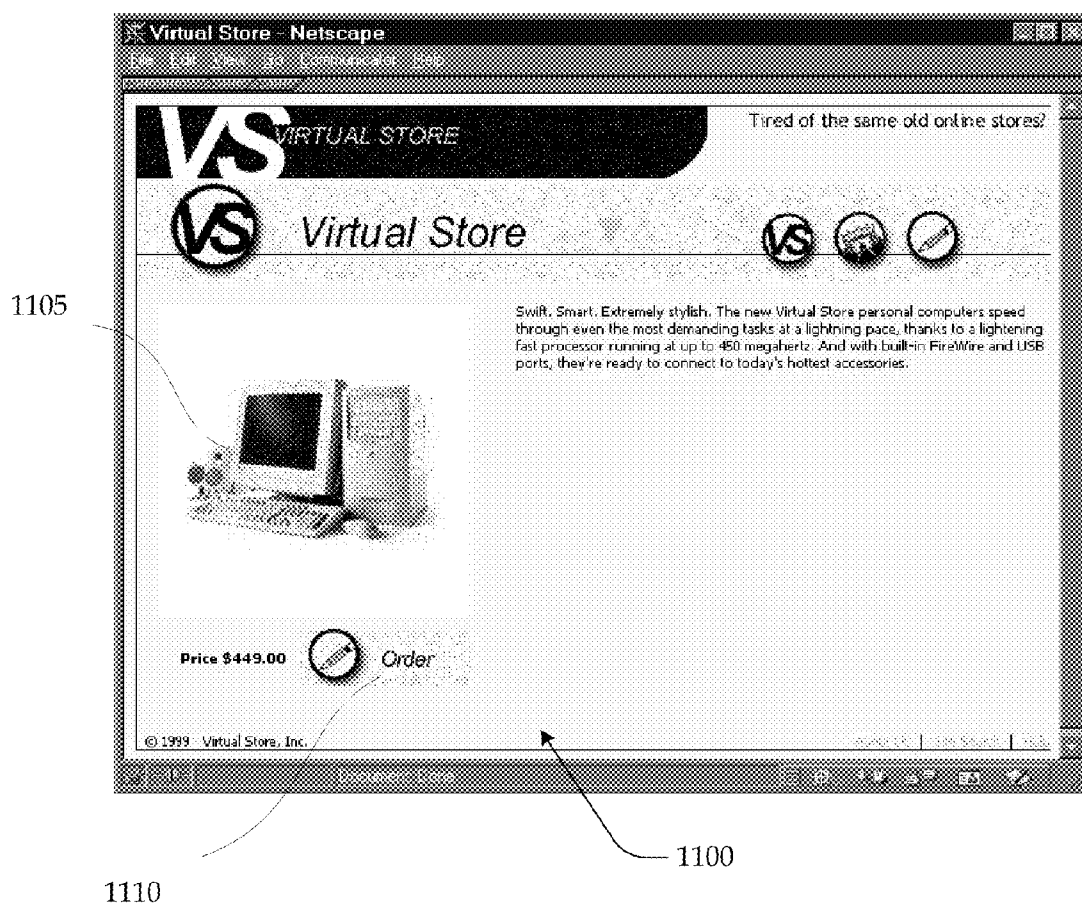


Fig.10B.

*Fig.10C.*

*Fig.11A.*

The figure shows a screenshot of a web browser window titled "Virtual Store - Netscape". The main content area displays an "Order Form" with a table of items:

Quantity	Description	Amount
1	Virtual Store PC	\$449.00
1	2 day Shipping	\$10.95
Total		\$459.95

Below the table, the "Payment Type" is set to "eCharge". A group of input fields (1160) includes "Account #", "Expiry Date" (MM/YY), "Name on Card", "Billing Address", "City", "State", and "Zip Code". A "Purchase" button (1165) is located below these fields. An inset window (1170) titled "eCHARGE Netscape" is open, showing a "Select Digital ID" screen. This screen has a "DIGITAL ID:" dropdown menu (1172) currently showing "Select Digital ID...", a "PASS PHRASE:" input field (1175), and "CONTINUE" (1177) and "CANCEL" buttons. A link "Forgot Your Pass Phrase?" is at the bottom of the inset window.

Fig.11B.

eCHARGE - Netscape

Help/FAQ | Customer Support

Select Account & Review Purchase

Your Purchase

FROM ACCOUNT:
Terry's Credit

02/26/2000

PAY: Smith's Sporting Goods
AMOUNT: \$543.52

DETAILS

Qty.	Item	Price ea.	Total
1	Evolution Ski Slickrock Telemark Skis	\$430.00	\$430.00
1	Puma High Octane II Running Shoes Color 8; Size: 5.5	\$44.00	\$44.00
2	Dunlop Grand Prix Titanium Tennis Ra..	\$10.00	\$20.00
	Subtotal		\$494.00
	Tax		\$39.52
	Shipping		\$10.00

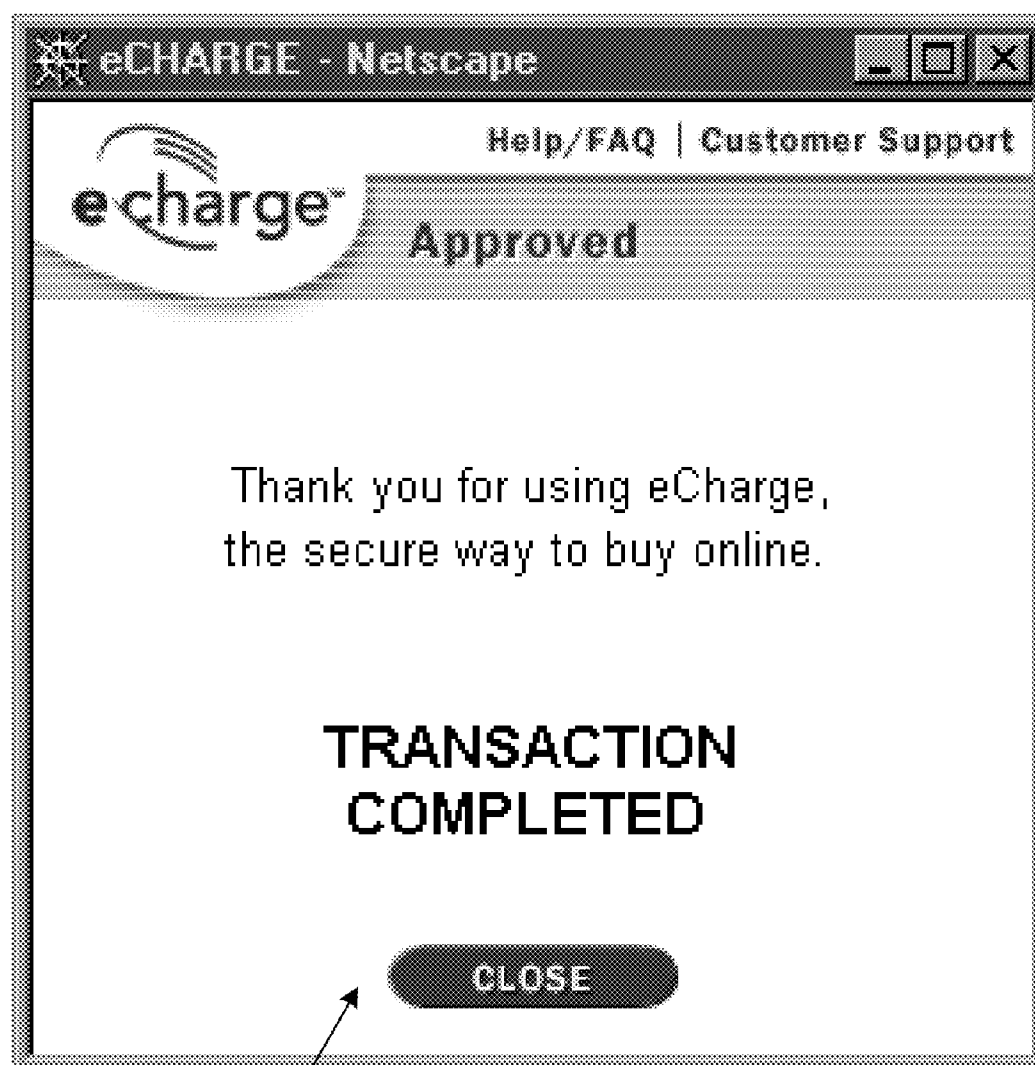
I authorize eCharge Corporation
to xxx xxxxxxx xxxxx xxx

Print Details

AUTHORIZE CANCEL

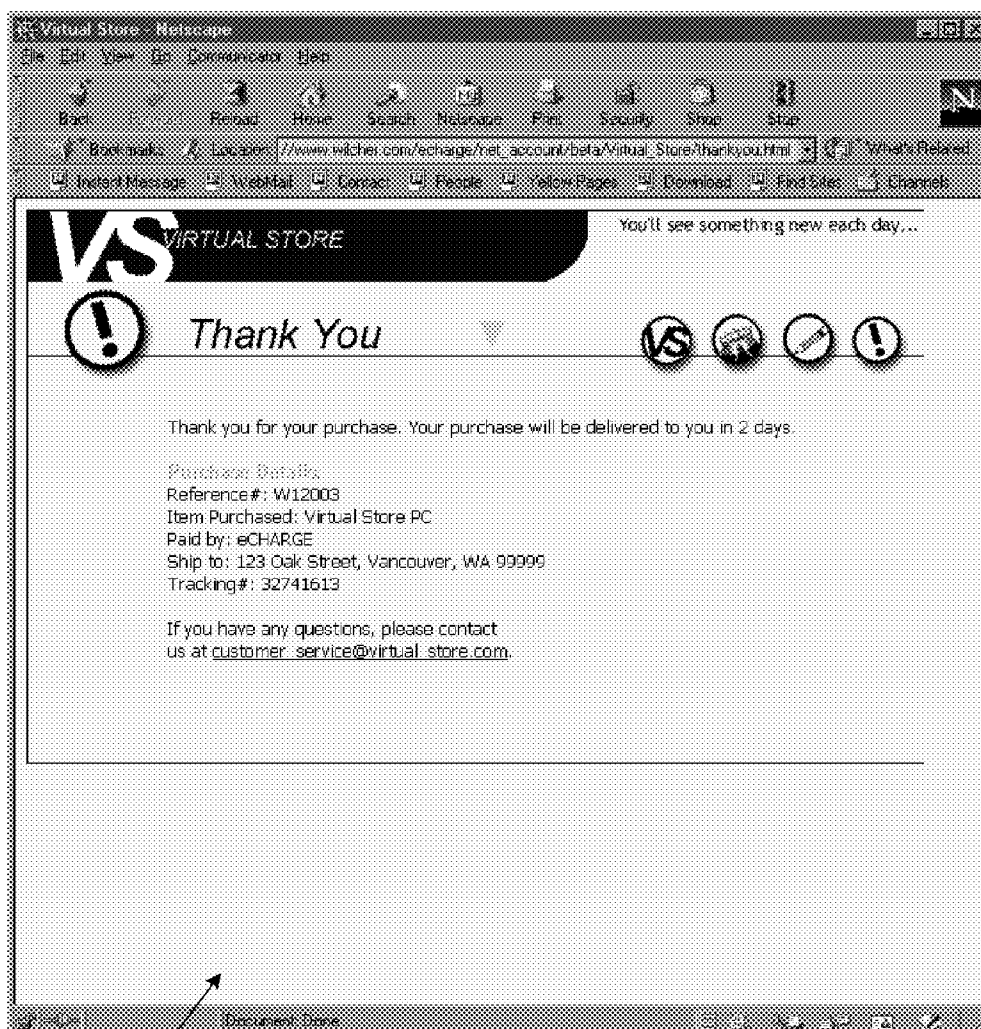
1180

Fig.11C.



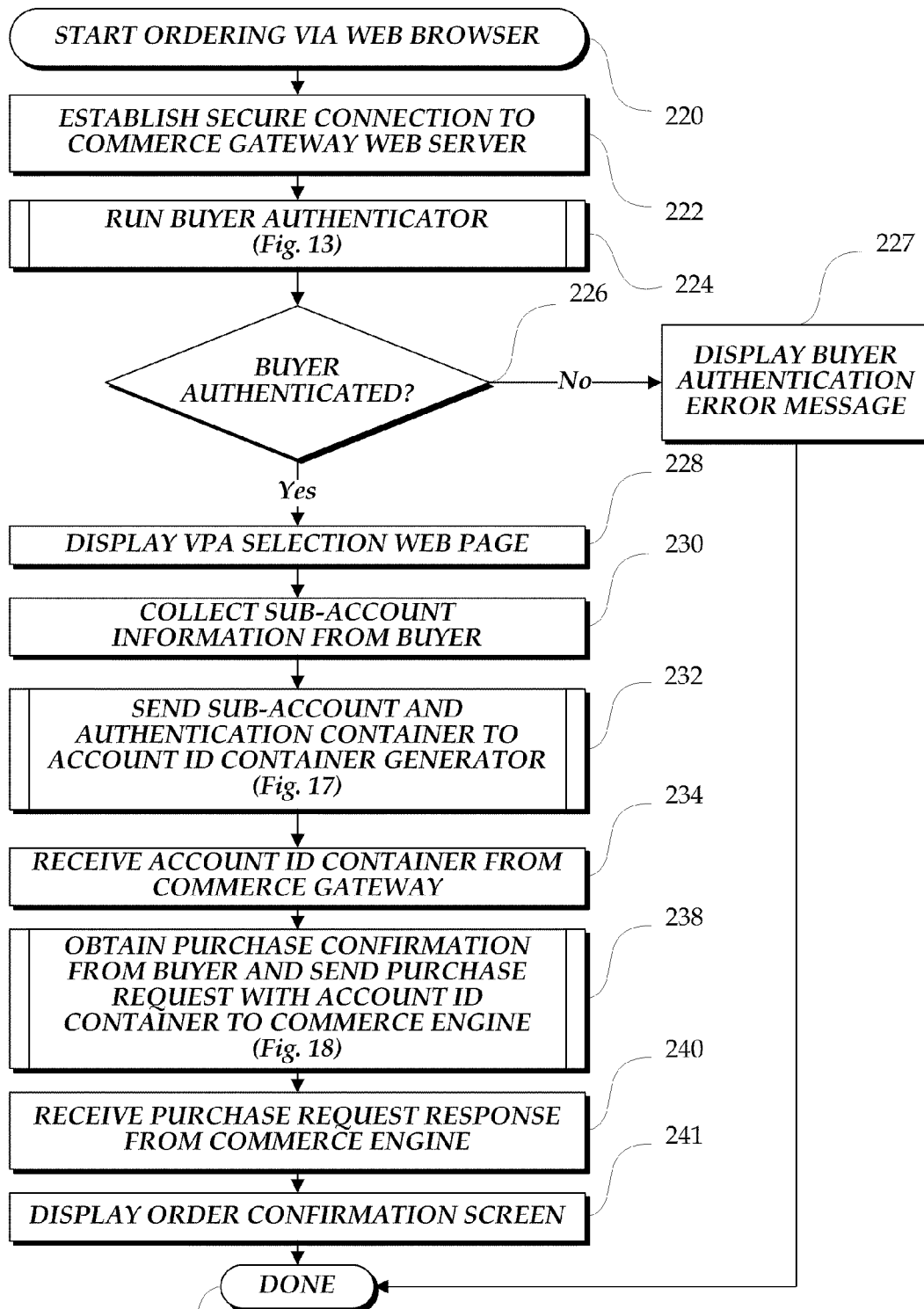
1185

Fig.11D.



1190

Fig.11E.



242

Fig.12.

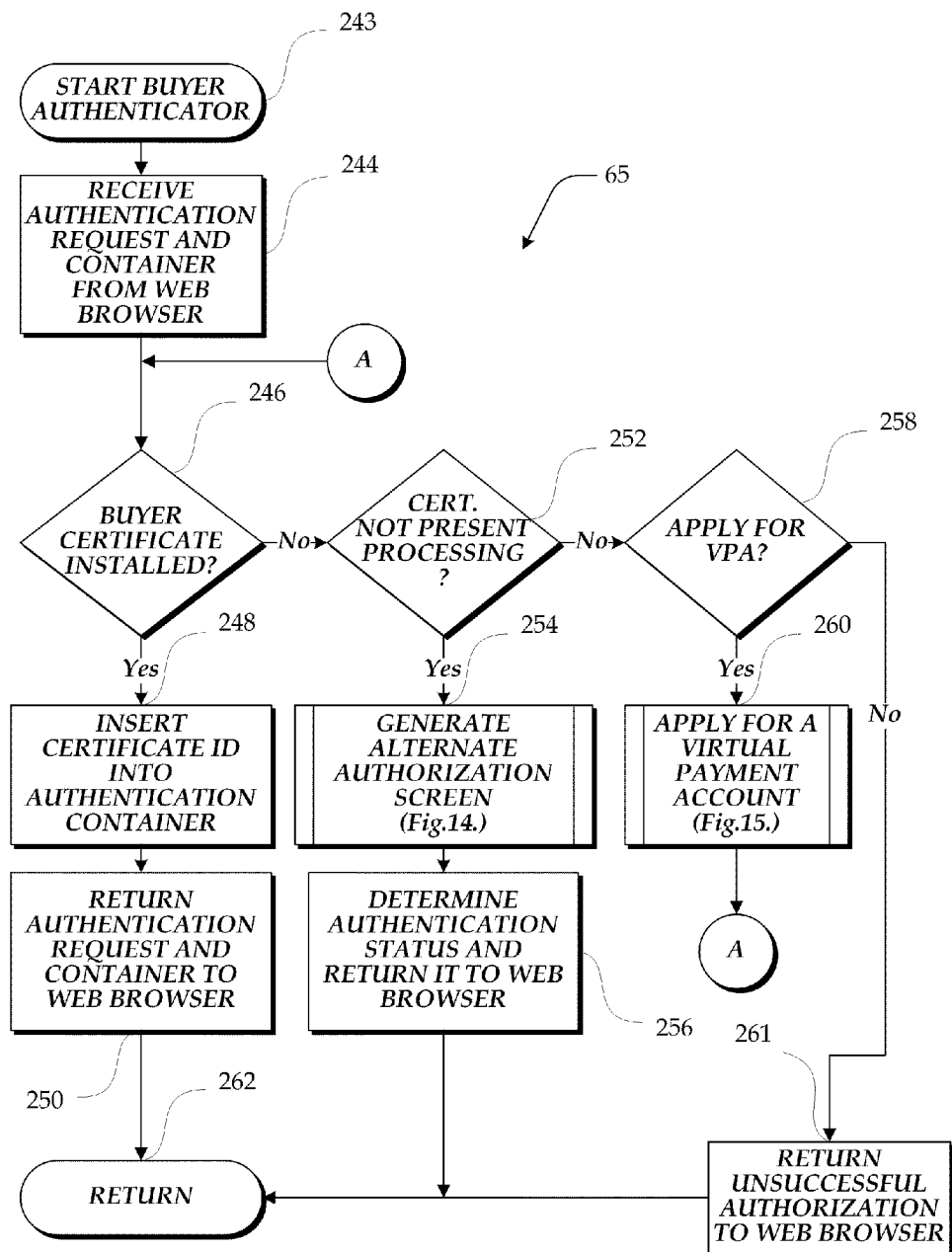


Fig.13.

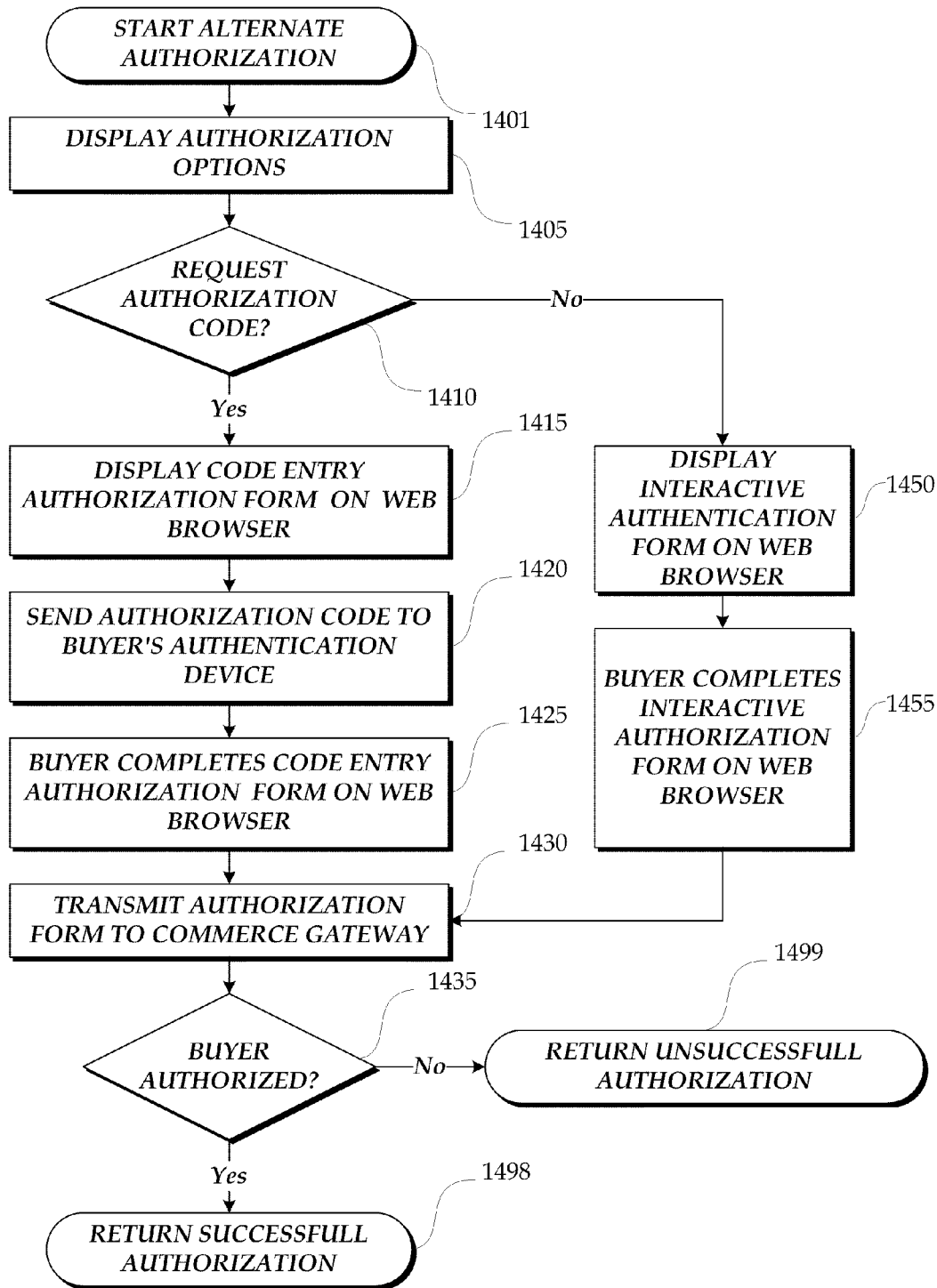


Fig.14.

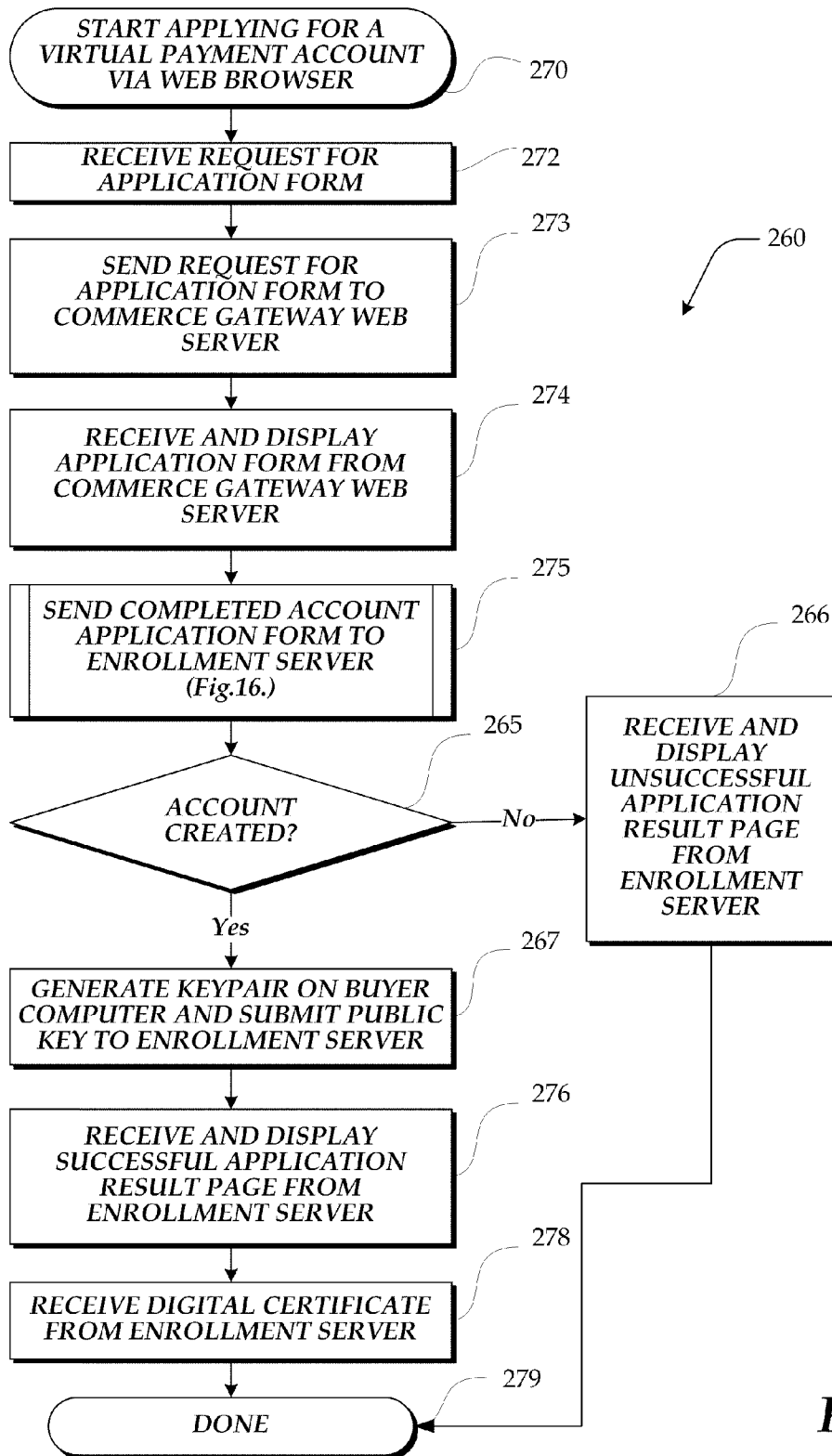


Fig.15.

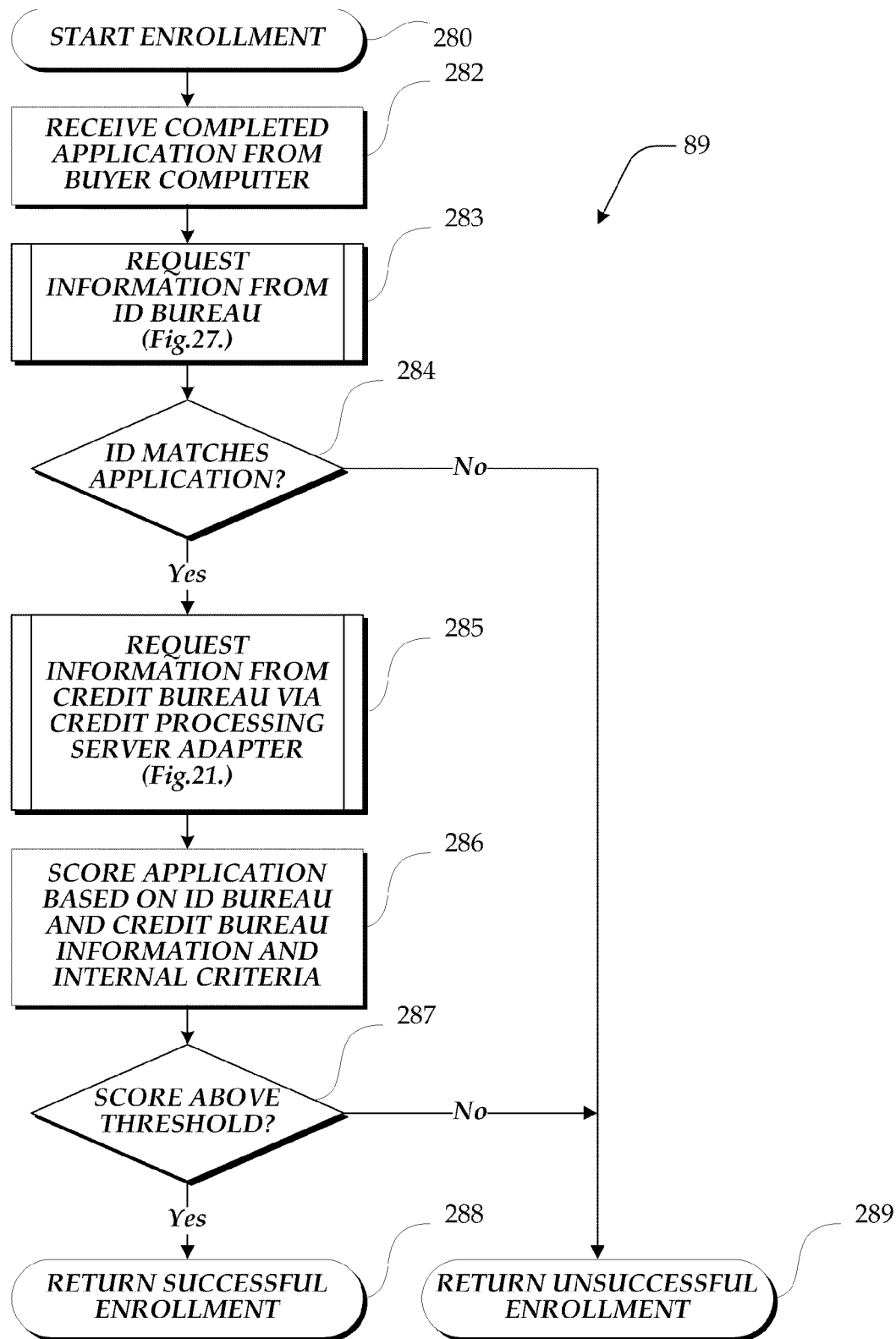
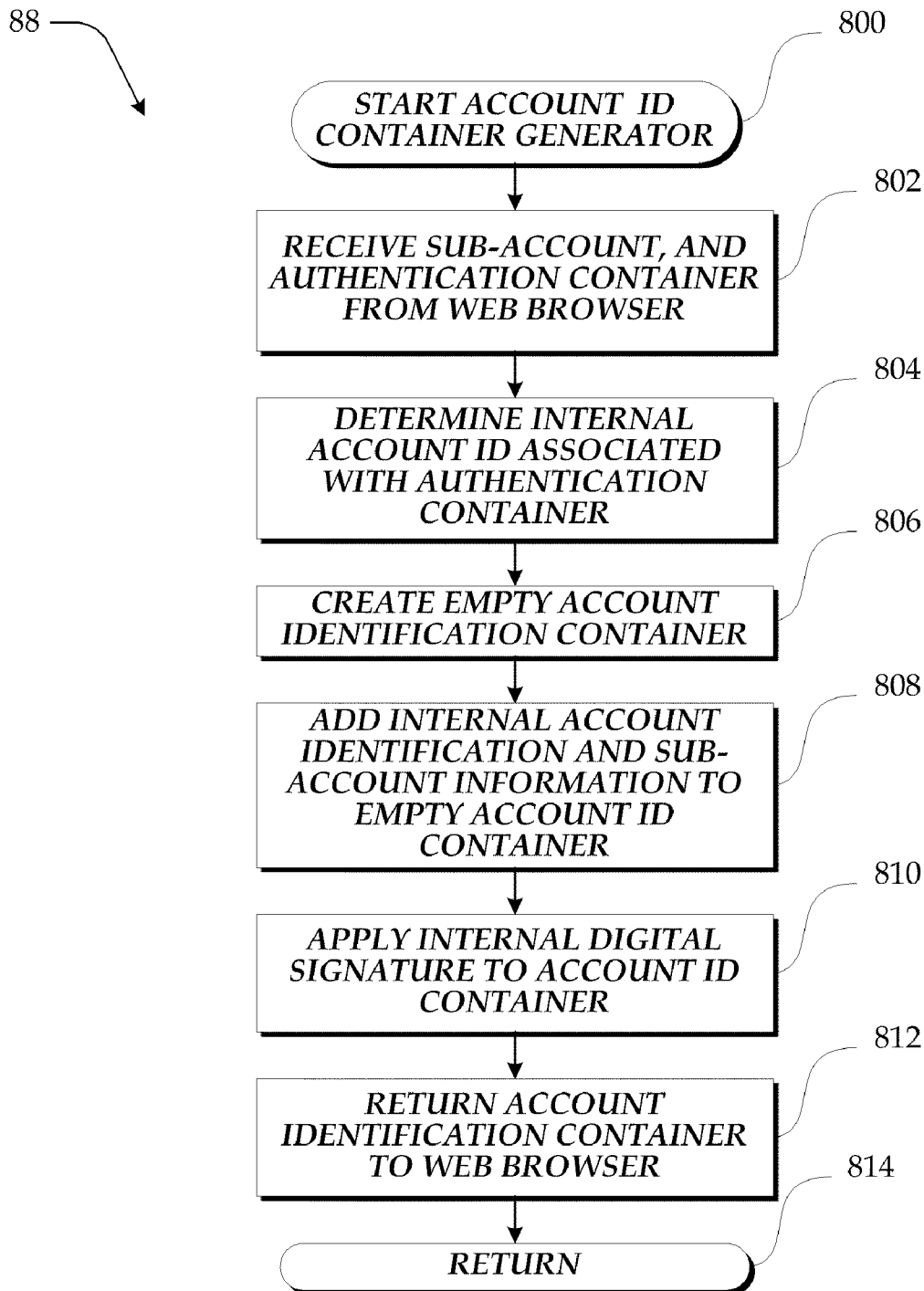


Fig.16.

*Fig.17.*

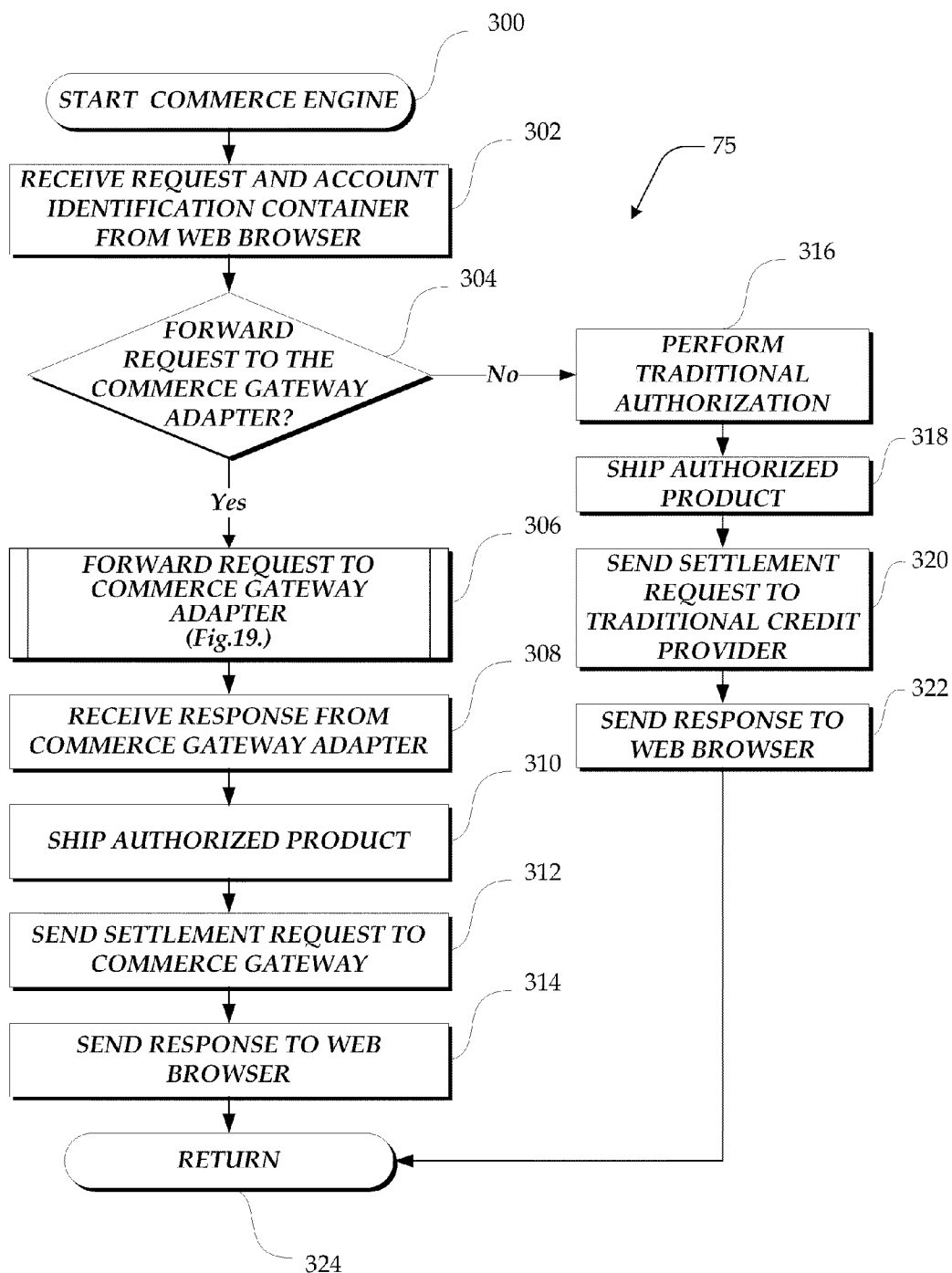


Fig.18.

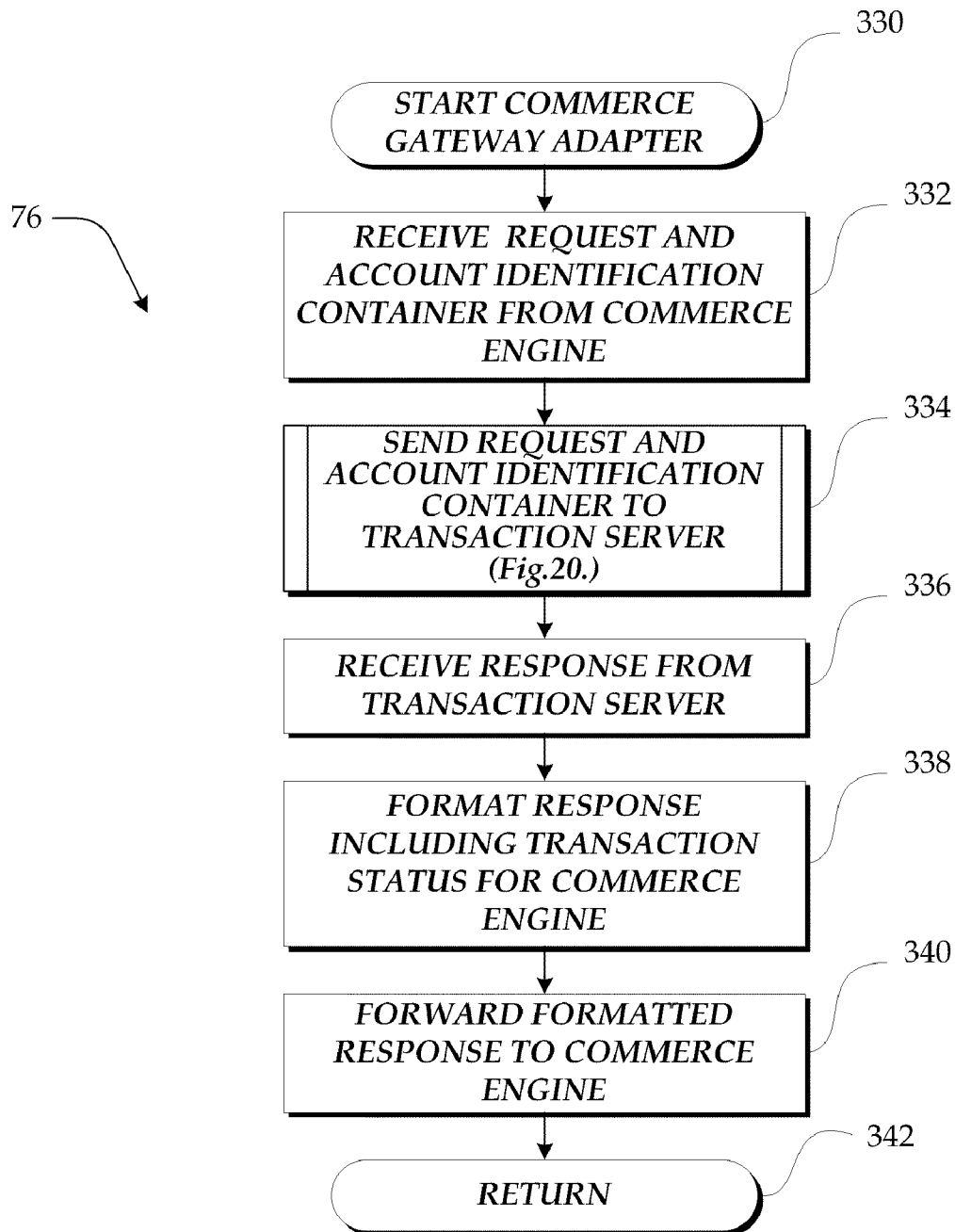


Fig.19.

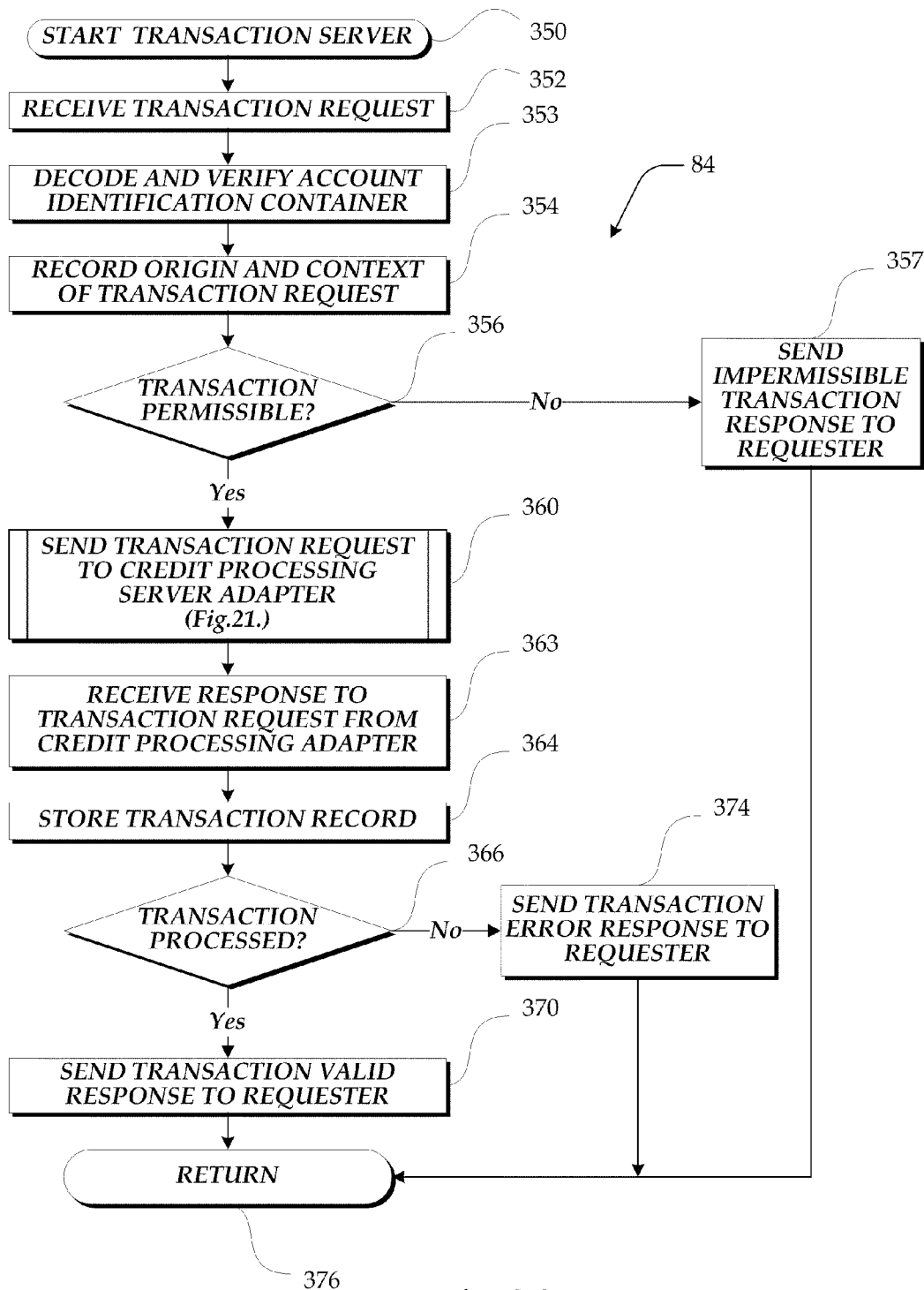
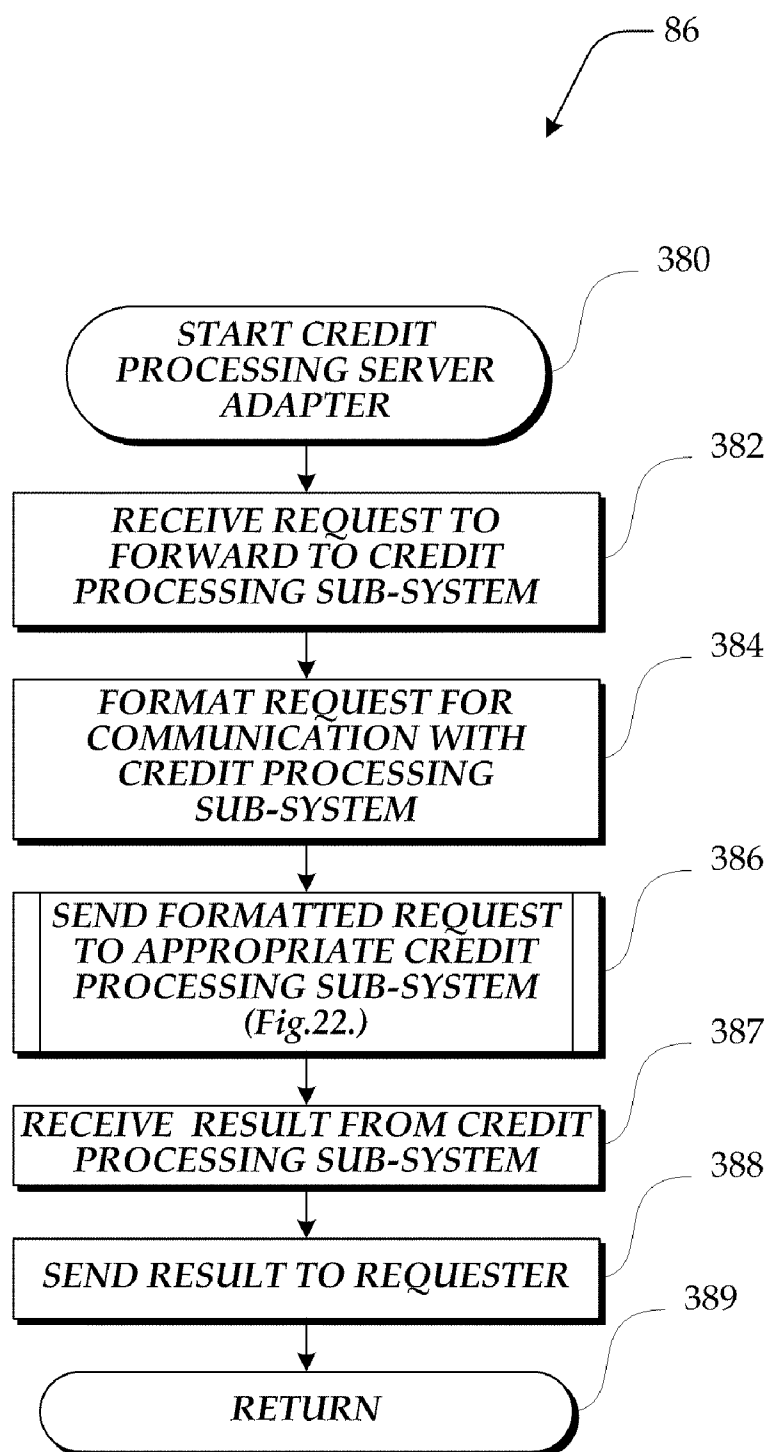


Fig. 20.

*Fig.21.*

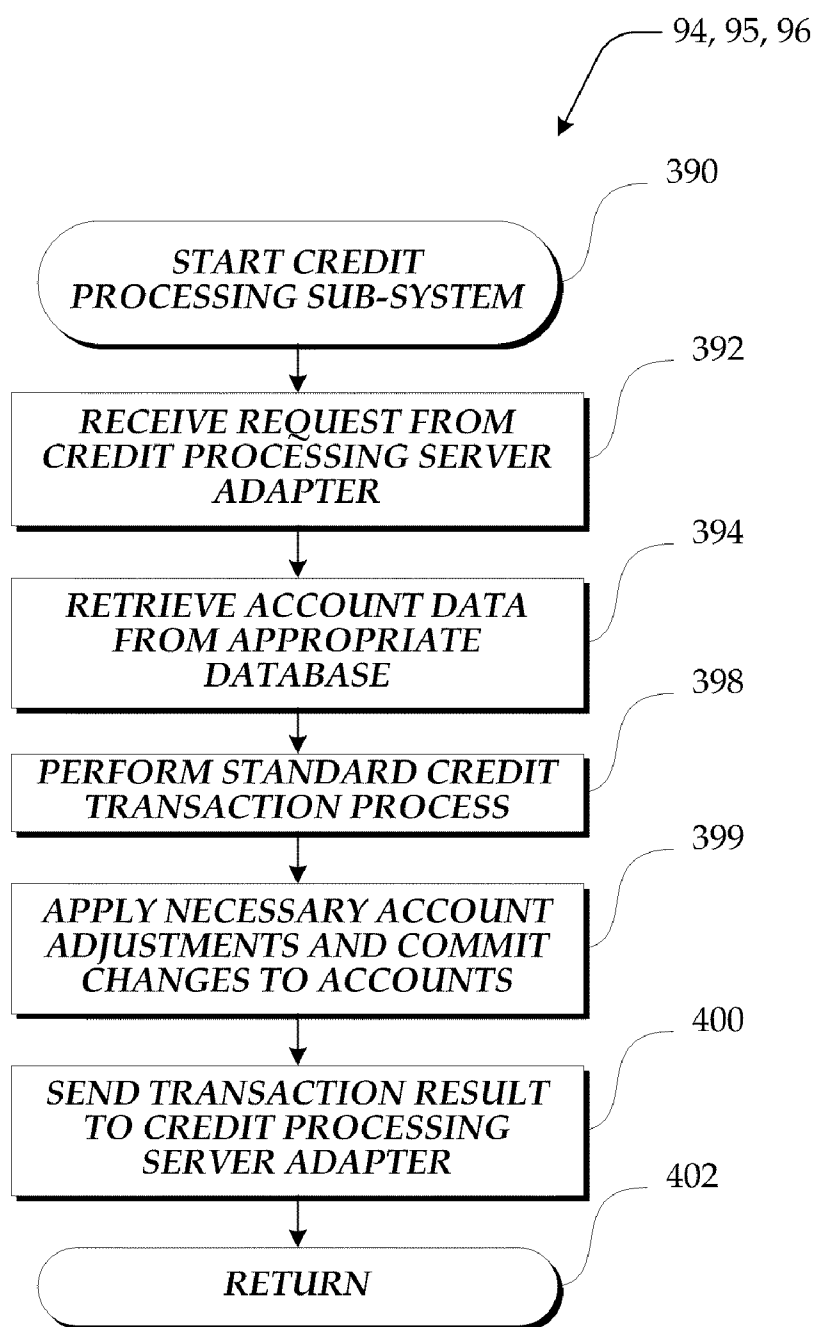


Fig.22.

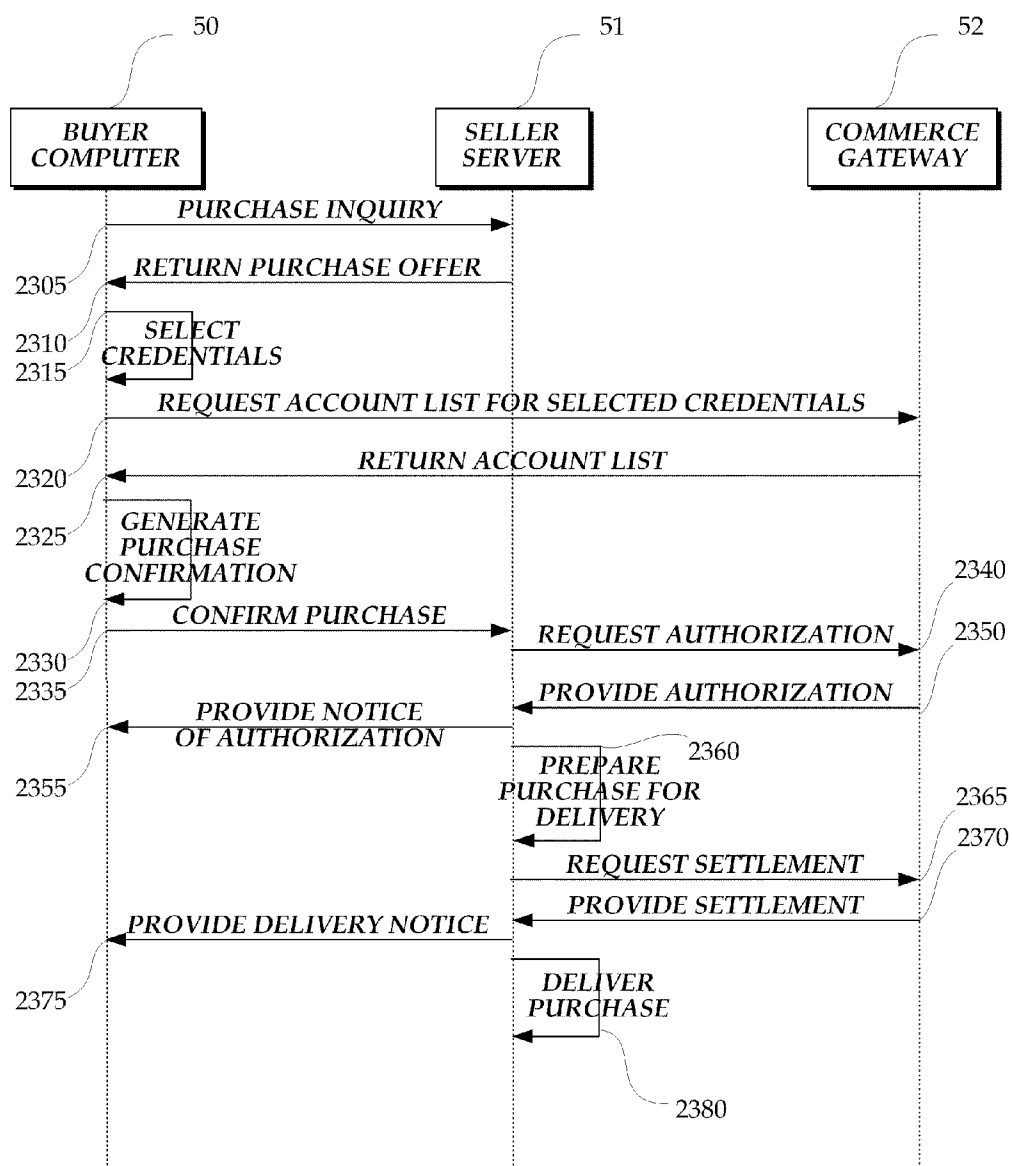


Fig.23.

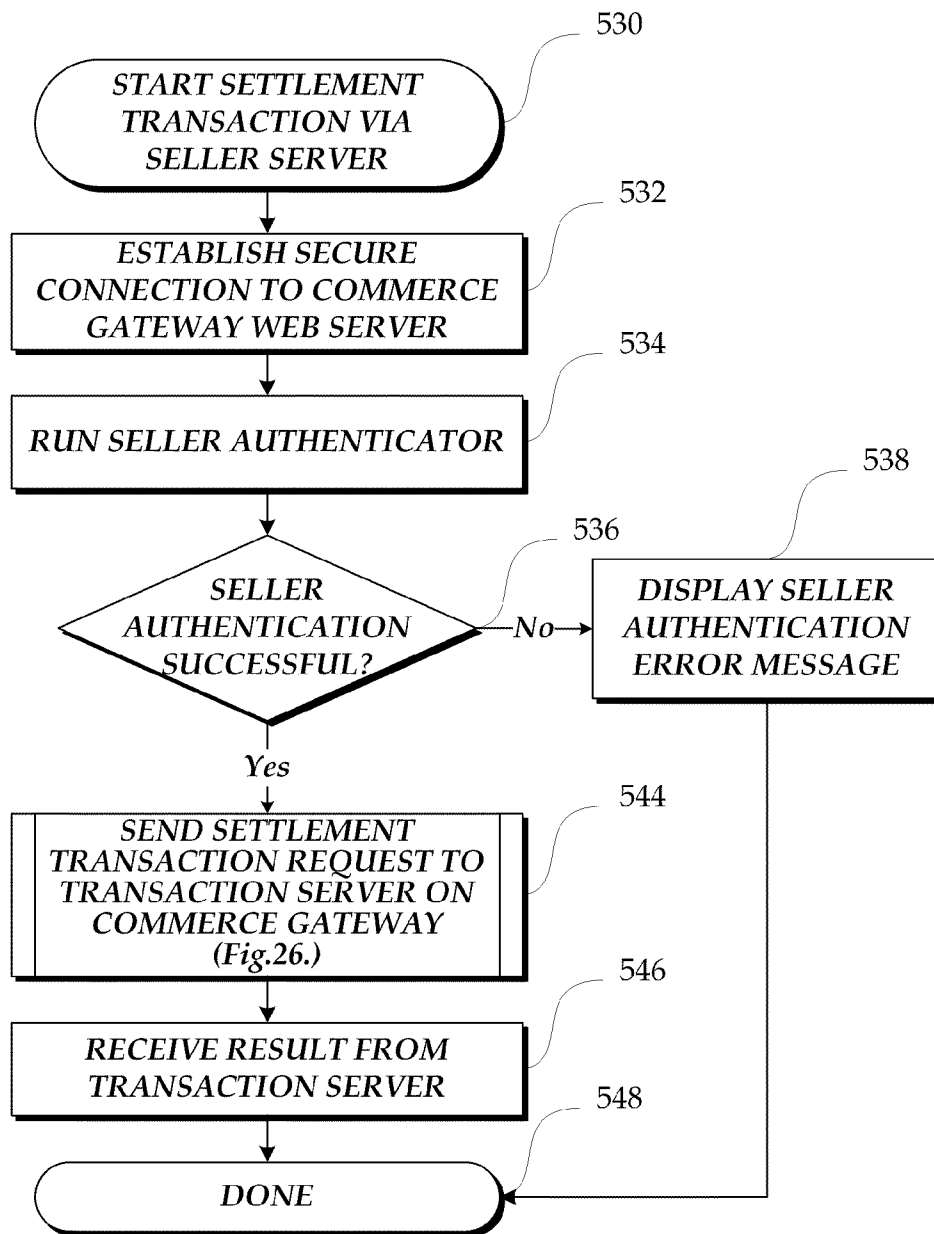


Fig.24.

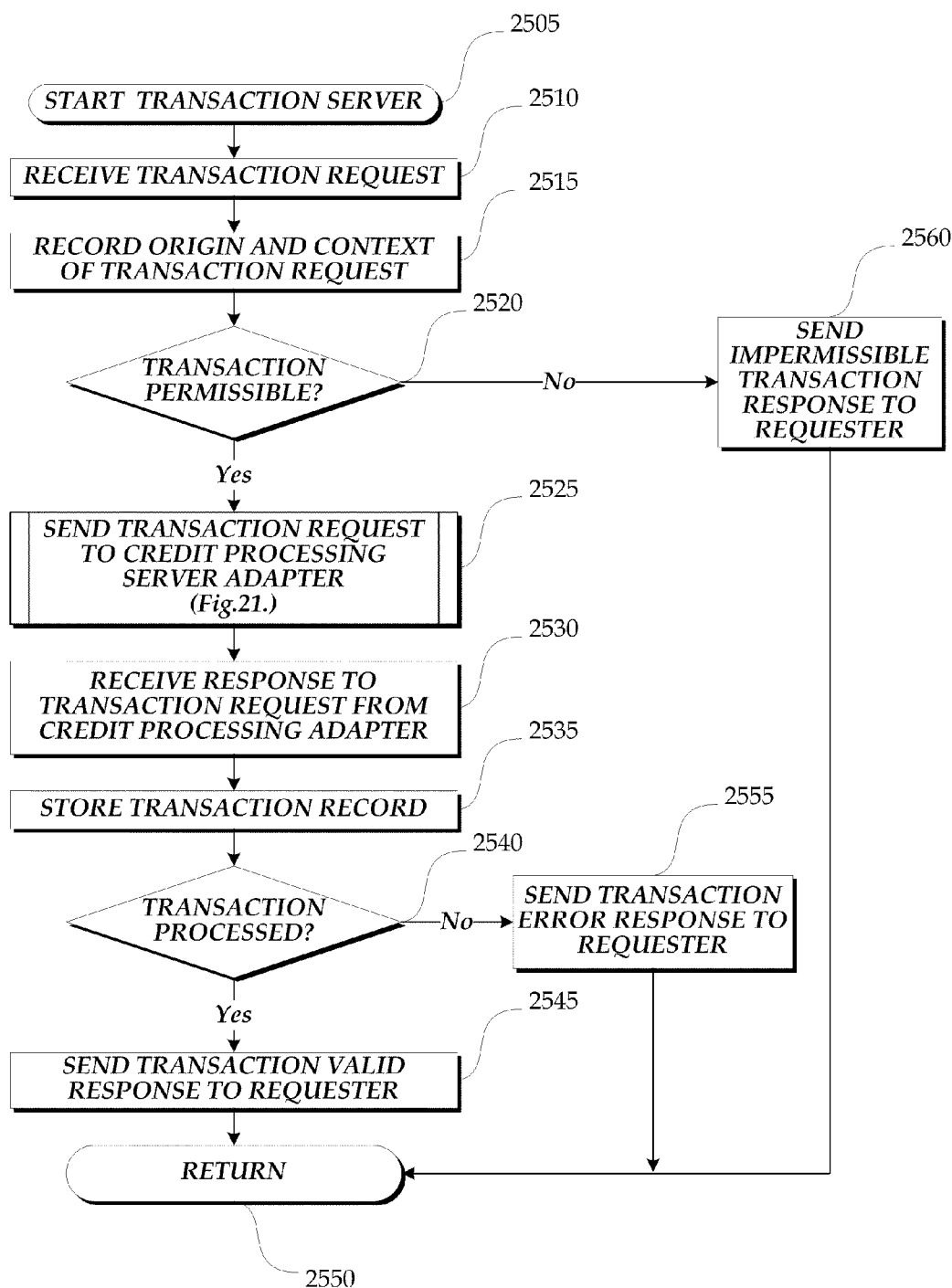
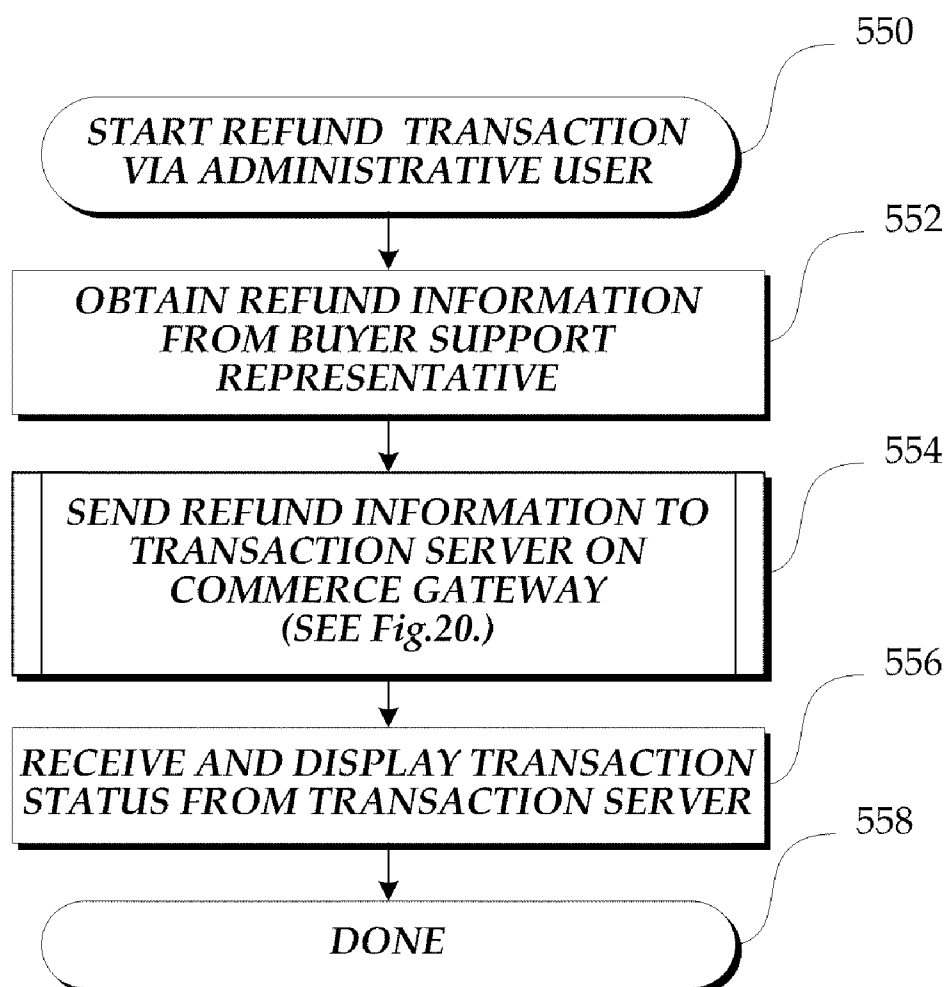


Fig. 25.

*Fig.26.*

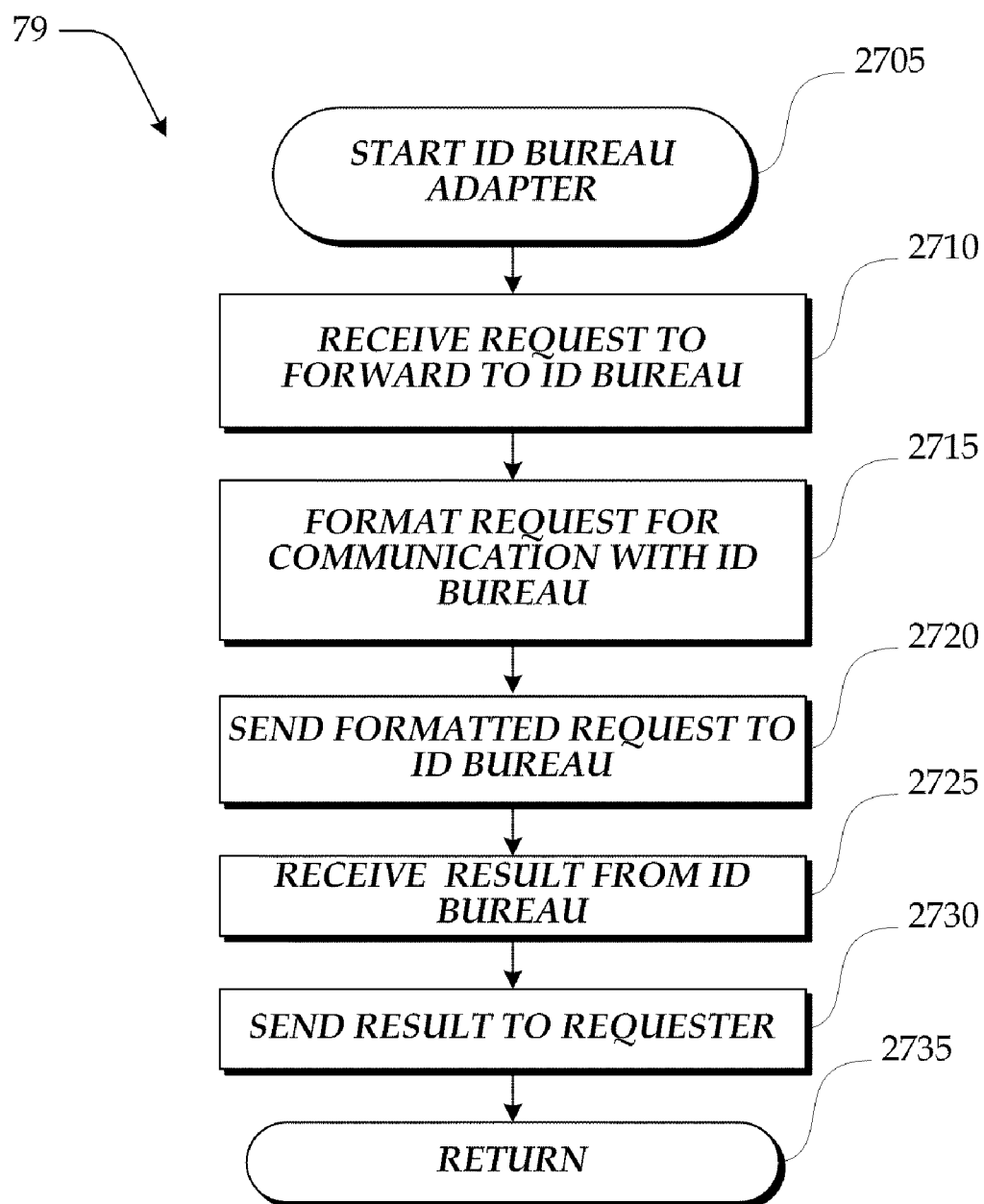


Fig.27.

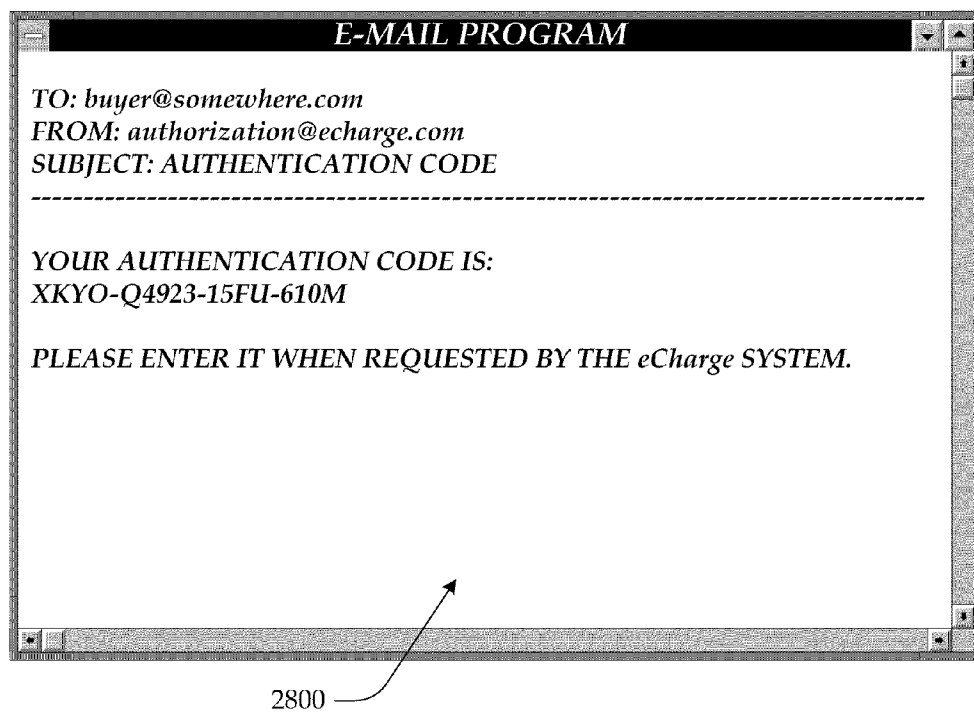
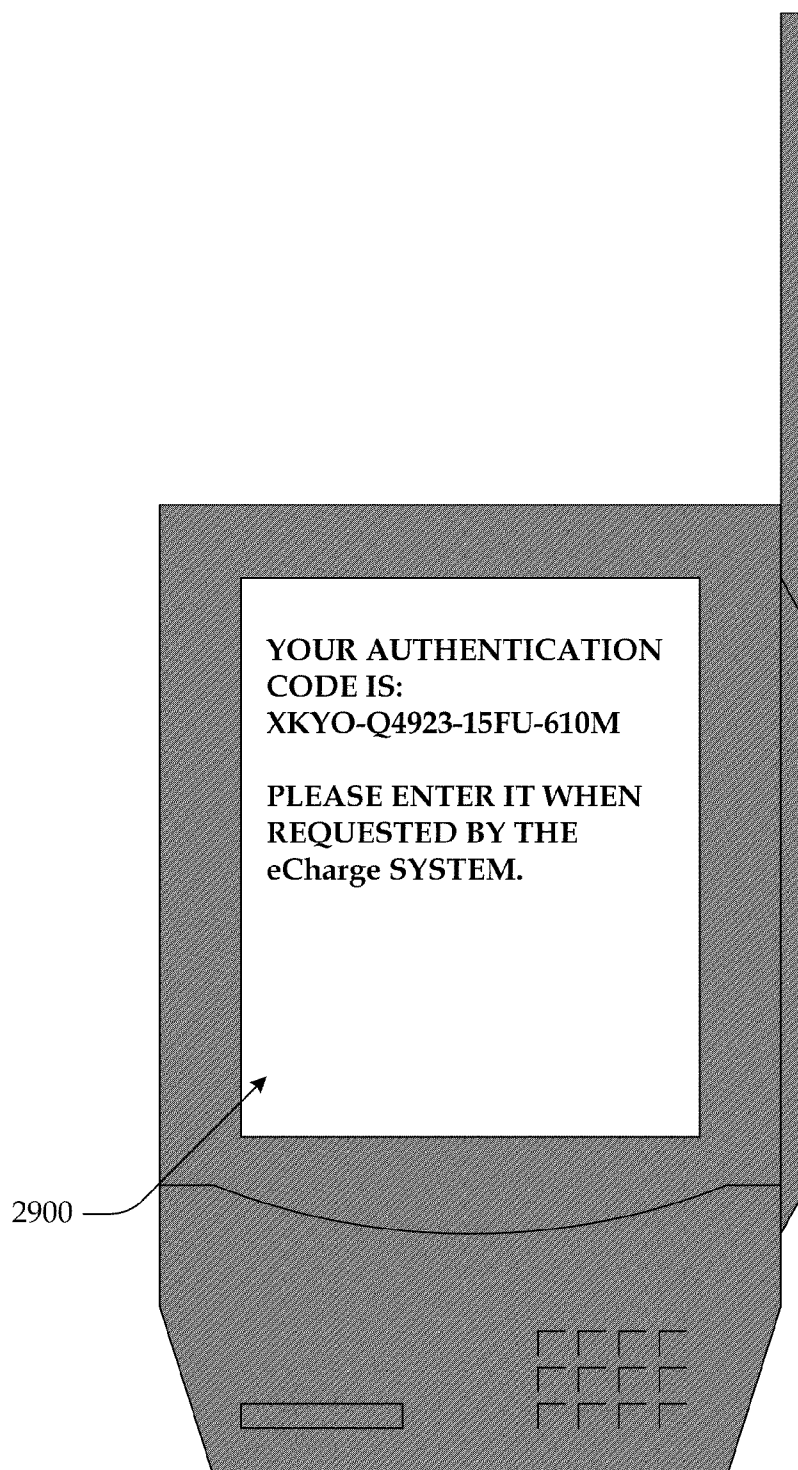


Fig.28.

*Fig.29.*

NET ACCOUNT

A DIGITAL CERTIFICATE COULD NOT BE FOUND ON YOUR COMPUTER. PLEASE ANSWER THE FOLLOWING QUESTIONS IN ORDER TO IDENTIFY YOURSELF FOR YOUR VIRTUAL PAYMENT ACCOUNT PURCHASE.

MY EMAIL ADDRESS IS:

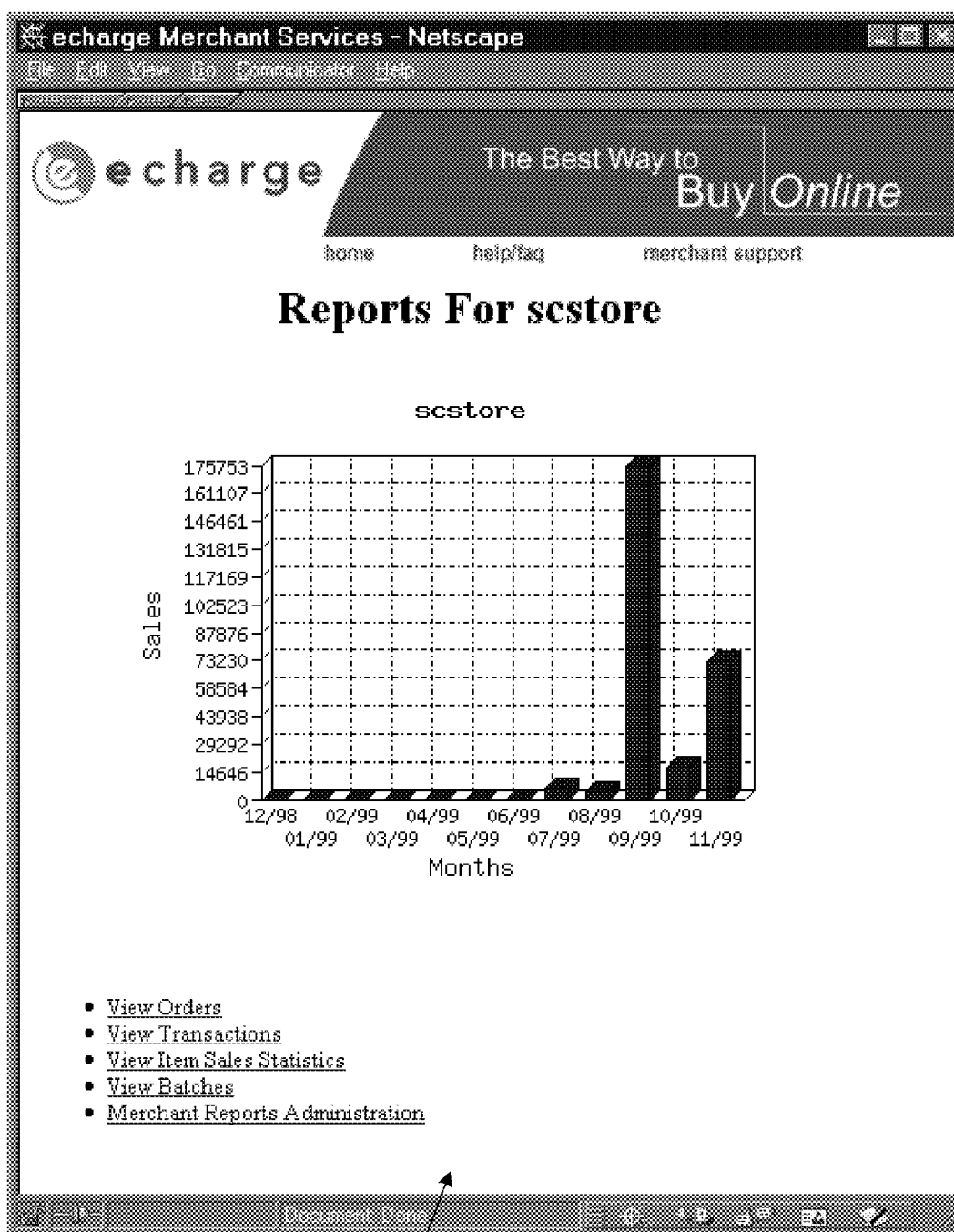
MY MONTHLY MORTGAGE PAYMENT IS:

MY NEIGHBOR'S NAME IS:

OK **CANCEL**

3000 3010

Fig.30.



3100

Fig.31.

echarge Merchant Services - Netscape

File Edit View Go Communications Help

echarge The Best Way to Buy Online

home help/faq merchant support

View Orders

Display Orders:

☒ By Time
☐ By Card Number And Time
☐ By User ID And Time
☐ By Order Number

Specify Time Period:

☒ This Month
☐ Last Calendar Month
☐ The Last 30 Days
☐ This Week
☐ The Last 7 Days
☐ The Last Days
☐ Today
☐ Yesterday
☐ From Nov 1 1999 To Nov 30 1999

Options:

☐ Only Show Unshipped Orders

3200

Fig.32.

echarge Merchant Services - Netscape

The Best Way to Buy Online

home help/faq merchant support

View Transactions

Display Transactions:

☒ By Time
☐ By Card Number
 And Time
☐ By User ID And
 Time
☐ By Order Number
☐ By Transaction Type And Time
 ☐ Sale ☐ PreAuth ☐ PostAuth ☐ Credit ☐ Void

Specify Time Period:

☒ This Month ☐ Last Calendar Month ☐ The Last 30 Days
☐ This Week ☐ The Last 7 Days ☐ The Last Days
☐ Today ☐ Yesterday
☐ From Nov 1 1999 To Nov 30 1999

3400

Fig.34.

Recharge Merchant Services - Netscape

10/20/2009 10:40:00 AM

Recharge The Best Way to Buy Online

home helpfaq merchant support

Transactions Processed

11/01/1999 - 11/30/1999

Order #	Date	User ID	Type	Card Number	Exp Date	Approval	Amount
63.17.30.226-942207186-5906-2685.7	11/09/99 22:13	Steve Atherton	Void	4111 1111	12/2001	Y Accepted	25.60
63.17.30.226-942207186-5906-2685.7	11/09/99 22:13	Steve Atherton	Credit	4111 1111	12/2001	Y Accepted	25.60
63.17.30.226-942207186-5906-2685.7	11/09/99 22:13	Steve Atherton	PostAuth	4111 1111	12/2001	Y Accepted	25.60
63.17.30.226-942207186-5906-2685.7	11/09/99 22:13	Steve Atherton	PreAuth	4111 1111	12/2001	Y 06TEST0a9d00007cYNA-50100231945909TESTV01	25.60
127.0.0.1-942207197-3281-2685.6	11/09/99 22:11	nobody	Sale	4111 1111	12/2001	Y 37TEST0a9d00007cYNA-501001318567004TESTV01	35.74
63.17.30.226-942206630-776811-2685.5	11/09/99 22:04	Steve Atherton	Void	4111 1111	12/2001	Y Accepted	25.60
63.17.30.226-942206630-776811-2685.5	11/09/99 22:04	Steve Atherton	Credit	4111 1111	12/2001	Y Accepted	25.60
63.17.30.226-942206630-776811-2685.5	11/09/99 22:04	Steve Atherton	PostAuth	4111 1111	12/2001	Y Accepted	25.60
63.17.30.226-942206630-776811-2685.5	11/09/99 22:03	Steve Atherton	PreAuth	4111 1111	12/2001	Y 51TEST0a9d00007cYNA-501001313905091TESTV01	25.60
63.17.30.226-942206630-776811-2685.5	11/09/99 22:03	Steve Atherton	PreAuth	4111 1111	12/2001	Y 13TEST0a9d00007cYNA-501002313522030TESTV01	25.60
63.17.30.226-942206317-102643-2685.4	11/09/99 21:59	Steve Atherton	Void	4111 1111	12/2001	Y Accepted	25.60
63.17.30.226-942206317-102643-2685.4	11/09/99 21:59	Steve Atherton	Credit	4111 1111	12/2001	Y Accepted	25.60
63.17.30.226-942206317-102643-2685.4	11/09/99 21:58	Steve Atherton	PreAuth	4111 1111	12/2001	Y 38TEST0a9d00007cYNA-501001310770103TESTV01	25.60
127.0.0.1-942206199-23805-2685.4	11/09/99 21:56	nobody	Sale	4111 1111	12/2001	Y 39TEST0a9d00007cYNA-	35.74
63.17.30.226-942206028-638577-2682.3	11/09/99 21:54	Steve Atherton	Void	4111 1111	12/2001	Y Accepted	28.90
63.17.30.226-942206028-638577-2682.3	11/09/99 21:54	Steve Atherton	Credit	4111 1111	12/2001	Y Accepted	28.90
63.17.30.226-942206028-638577-2682.3	11/09/99 21:54	Steve Atherton	PostAuth	4111 1111	12/2001	Y Accepted	28.90
63.17.30.226-942206028-638577-2682.3	11/09/99 21:53	Steve Atherton	PreAuth	4111 1111	12/2001	Y 49TEST0a9d00007cYNA-501001307888061TESTV01	28.90
63.17.30.226-942205792-640233-2682.7	11/09/99 21:49	Steve Atherton	PreAuth	4111 1111	12/2001	Y 53TEST0a9d00007cYNA-501002305522032TESTV01	28.90
63.17.30.226-942205528-554830-2682.5	11/09/99 21:46	Steve Atherton	Void	4111 1111	12/2001	Y Accepted	28.90
63.17.30.226-942205528-554830-2682.5	11/09/99 21:45	Steve Atherton	Credit	4111 1111	12/2001	Y Accepted	28.90
63.17.30.226-942205528-554830-2682.5	11/09/99 21:45	Steve Atherton	PostAuth	4111 1111	12/2001	Y Accepted	28.90
63.17.30.226-942205528-554830-2682.5	11/09/99 21:45	Steve Atherton	PreAuth	4111 1111	12/2001	Y 29TEST0a9d00007cYNA-501002302831012TESTV01	28.90
127.0.0.1-942205291-403501-2685.7	11/09/99 21:41	nobody	Sale	4111 1111	12/2001	Y 32TEST0a9d00007cYNA-501001300512016TESTV01	35.74
Page total							161.72
Total							73319.63

25 Transaction(s) out of 2450 listed

1 2 3 4 5 6 7 8 9 10 [Next >>]

Recharge Merchant Services

3500

Fig.35.

The screenshot shows a Netscape browser window titled "echarge Merchant Services - Netscape". The address bar displays "http://www.echarge.com/". The page header features the "echarge" logo and the tagline "The Best Way to Buy Online". Navigation links for "home", "help/tag", and "merchant support" are present. The main heading is "View Item Sales".

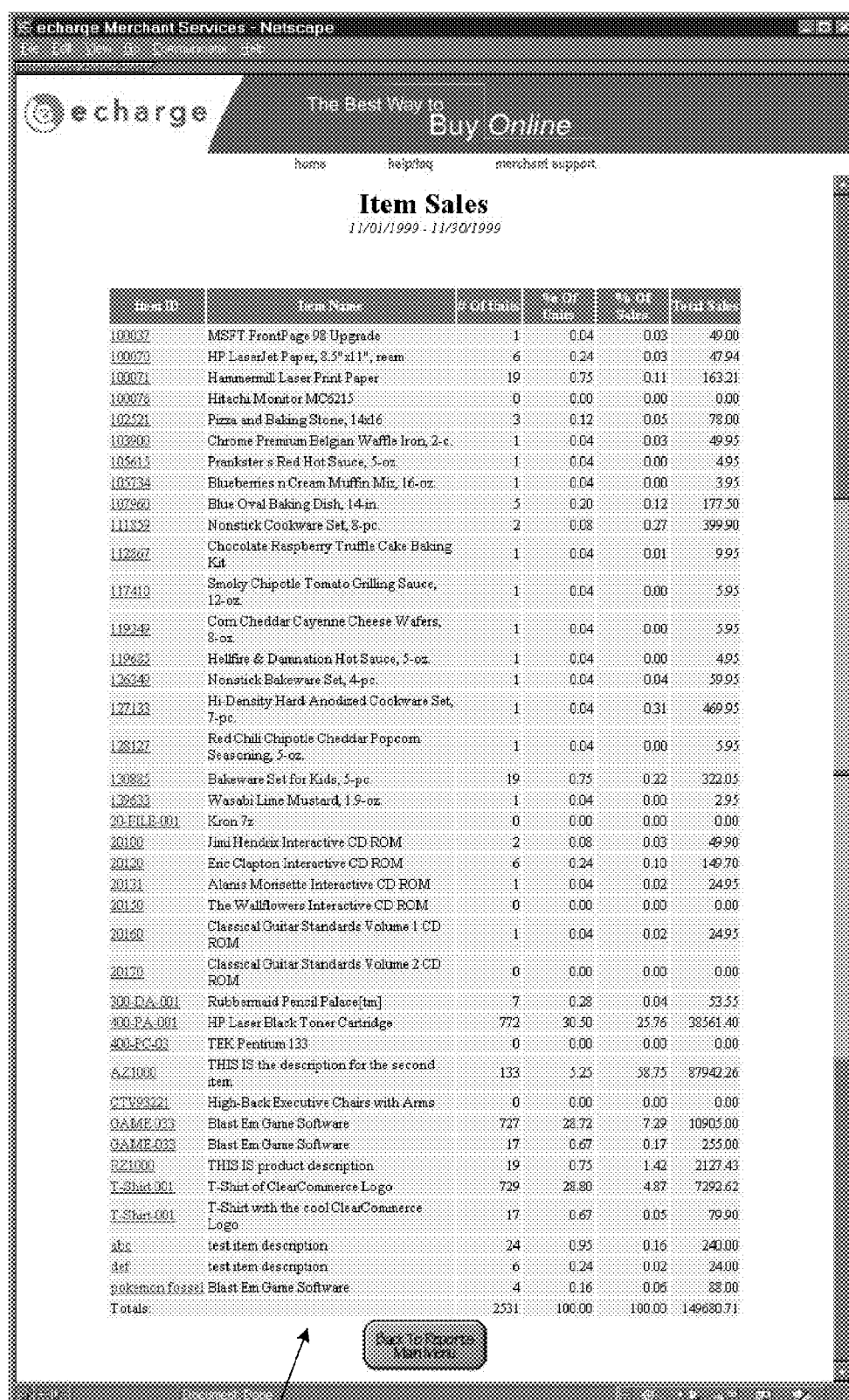
The form includes the following sections:

- For:**
 - ☒ All Items
 - ☐ Specific Item ID
- Specify Time Period:**
 - ☒ This Month
 - ☐ Last Calendar Month
 - ☐ The Last 30 Days
 - ☐ This Week
 - ☐ The Last 7 Days
 - ☐ The Last Days
 - ☐ Today
 - ☐ Yesterday
 - ☐ From Nov 1 1000 To Nov 30 1000

At the bottom of the form is a button labeled "Display Reports From View".

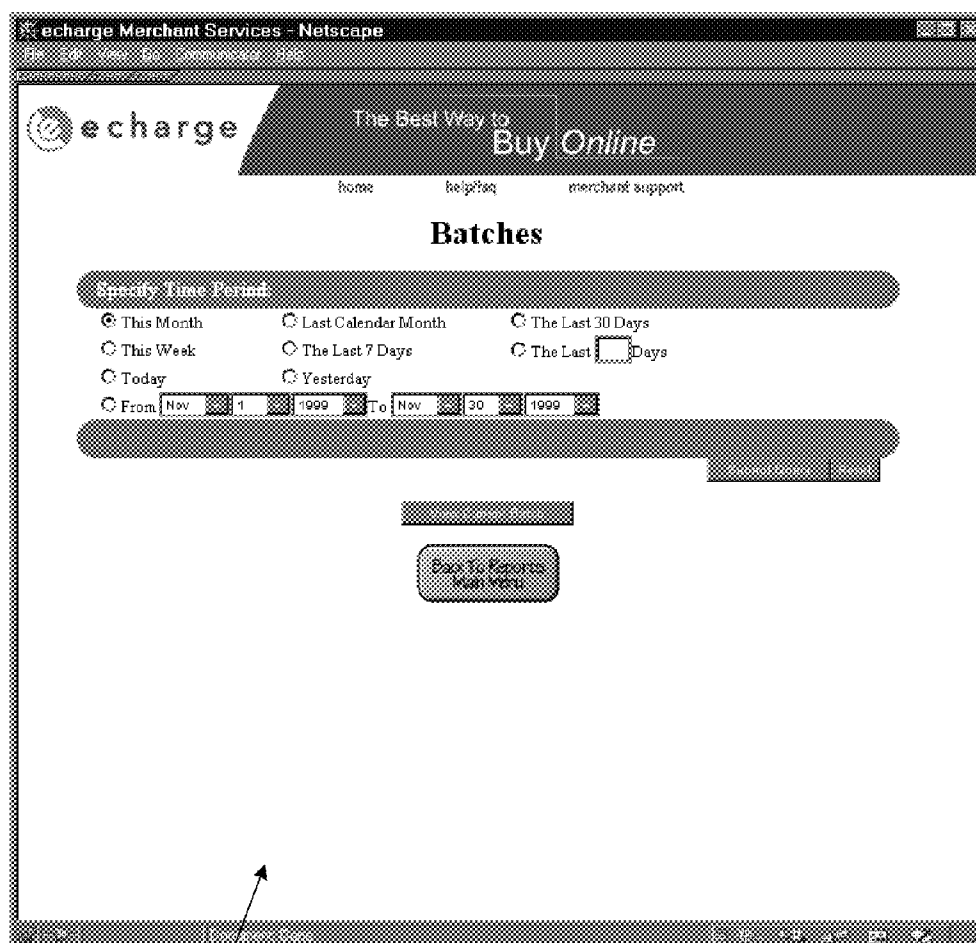
3600

Fig.36.



3700

Fig.37.



3800

Fig.38.

[illegible]

Fig.39.

*Fig.40.*



4100

Fig.41.

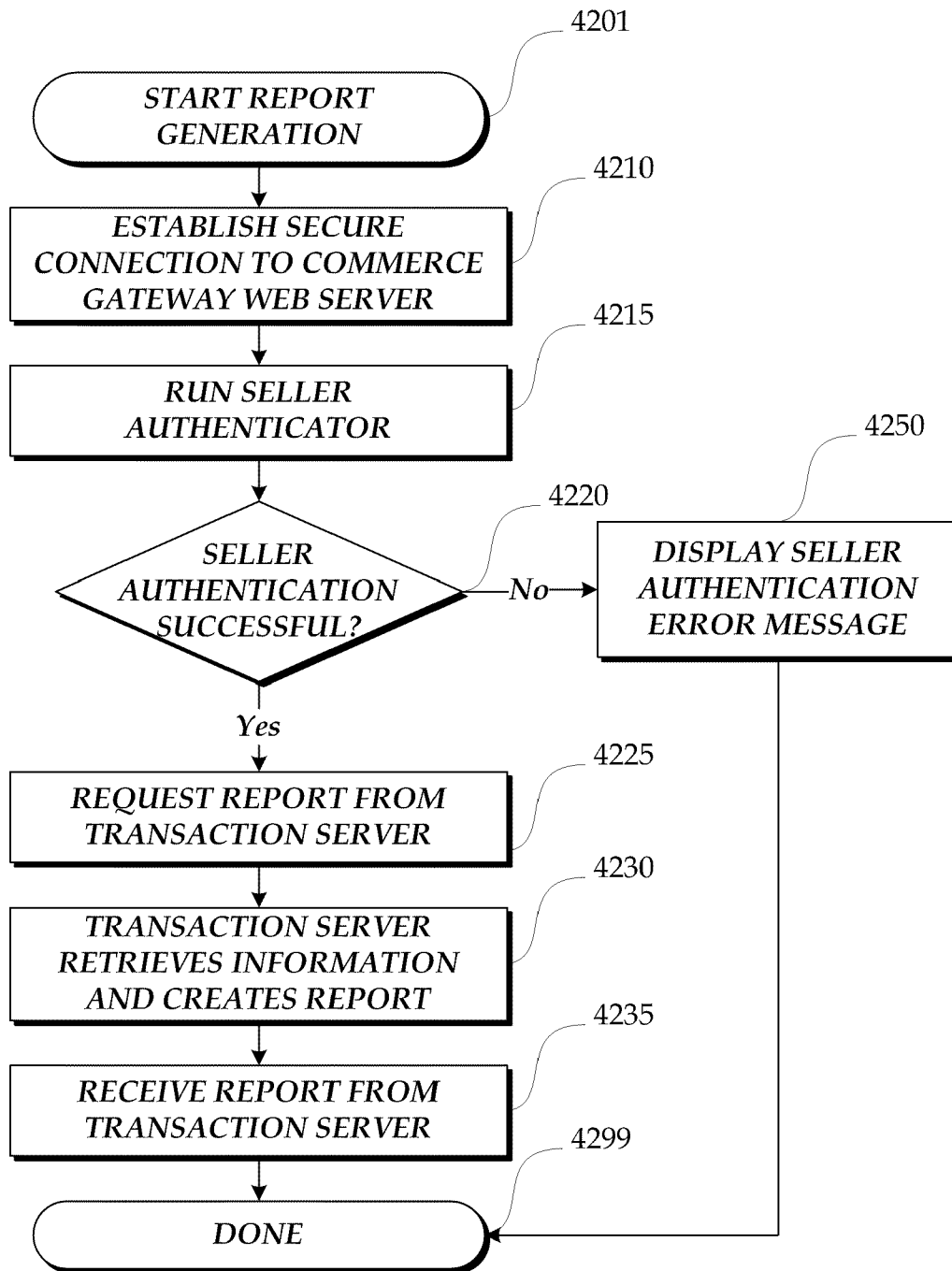


Fig.42.

METHOD AND APPARATUS FOR ORDERING GOODS, SERVICES, AND CONTENT OVER AN INTERNETWORK USING A VIRTUAL PAYMENT ACCOUNT

CROSS-REFERENCES TO RELATED APPLICATIONS

[0001] This application is a division of U.S. patent application Ser. No. 11/775,473, filed Jul. 10, 2007, which is a continuation of U.S. patent application Ser. No. 10/663,443, filed Sep. 16, 2003 (now U.S. Pat. No. 7,249,097), which is a continuation of U.S. patent application No. 10/338,133, filed Jan. 6, 2003, which is a continuation of U.S. patent application No. 09/578,395, filed May 25, 2000, which in turn is a continuation-in-part of U.S. application Ser. No. 09/370,949, filed Aug. 9, 1999, priority from the filing date of which is hereby claimed under 35 U.S.C. §120. U.S. patent application Ser. No. 09/370,949 claims the benefit of provisional Application No. 60/140,039, filed Jun. 18, 1999, the benefit of which is hereby claimed under 35 U.S.C. §119. All of said applications are expressly incorporated herein by reference.

FIELD OF THE INVENTION

[0002] This invention generally relates to a method and apparatus for ordering goods, services, and content from one or more other computers connected via common communications links and, more particularly, to a method and apparatus for ordering goods, services, and content from computers connected to the Internet using a virtual payment account.

BACKGROUND OF THE INVENTION

[0003] Communication networks are well known in the computer communications field. By definition, a network is a group of computers and associated devices that are connected by communications facilities or links. Network communications can be of a permanent nature, such as via cables, or can be of a temporary nature, such as connections made through telephone or radio links. Networks may vary in size from a local area network (LAN), consisting of a few computers or workstations and related devices; to a wide area network (WAN), which interconnects computers and LANs that are geographically dispersed, to a remote access service (RAS), which interconnects remote computers via temporary communication links. An internetwork, in turn, is the joining of multiple computer networks, both similar and dissimilar, by means of gateways or routers that facilitate data transfer and conversion from various networks. A well-known abbreviation for the term internetwork is "Internet." As currently understood, the capitalized term "Internet" refers to the collection of networks and routers that use the

[0004] Transmission Control Protocol/Internet Protocol (TCP/IP) to communicate with one another.

[0005] A representative section of the Internet **40** is shown in FIG. **1** (Prior Art) in which a plurality of local area networks (LANs) **44** and a wide area network (WAN) **46** are interconnected by routers **42**. The routers **42** are generally special purpose computers used to interface one LAN or WAN to another. Communication links within the LANs may be twisted wire pair, or coaxial cable, while communication links between networks may utilize 56 Kbps analog telephone lines, or 1 Mbps digital T-1 lines and/or 45 Mbps T-3 lines. Further, computers and other related electronic devices can be remotely connected to either the LANs **44** or the WAN

46 via a modem and temporary telephone link. Such computers and electronic devices **48** are shown in FIG. **1** as connected to one of the LANs **44** by a dotted line. It will be appreciated that the Internet comprises a vast number of such interconnected networks, computers, and routers, and that only a small, representative section of the Internet **40** is shown in FIG. **1**.

[0006] The Internet has recently seen explosive growth by virtue of its ability to link computers located throughout the world. As the Internet has grown, so has the World Wide Web (WWW). The WWW is a vast collection of interconnected or "hypertext" documents (also known as "Web pages") written in HyperText Markup Language (HTML) that are electronically stored at "Web sites" throughout the Internet. A Web site is a server connected to the Internet that has mass storage facilities for storing hypertext documents and that runs administrative software for handling requests for those stored hypertext documents. A hypertext document normally includes a number of hyperlinks, i.e., highlighted portions of text that link the document to another hypertext document possibly stored at a Web site elsewhere on the Internet. Each hyperlink is associated with a Uniform Resource Locator (URL) that provides the exact location of the linked document on a server connected to the Internet. Thus, whenever a hypertext document is retrieved from any Web server, the document is considered to be retrieved from the WWW.

[0007] A user is allowed to retrieve hypertext documents from the WWW, i.e., a user is allowed to "surf the Web," via a Web browser. A Web browser, such as NETSCAPE NAVIGATOR® or MICROSOFT® Internet Explorer, is a software program implemented by a Web client, i.e., a user's computer, to provide a graphical user interface to the WWW. Upon request from the user via the Web browser, the Web client accesses and retrieves the desired hypertext document or Web page from the appropriate Web server using the URL for the document and a protocol known as HyperText Transfer Protocol (HTTP). HTTP is a higher-level protocol than TCP/IP and is designed specifically for the requirements of the WWW. It is used on top of TCP/IP to transfer hypertext documents between servers and clients.

[0008] At the advent of the WWW, the information stored on the Internet was freely transferred back and forth between those parties interested in the information. However, the WWW is quickly becoming a channel of commercial activity, whereby a vast number of companies have developed their own Web sites for advertising and selling their goods and services. Commercial activity that takes place by means of connected computers is known as electronic commerce, or e-commerce, and can occur between a buyer and a seller through an on-line information service, the Internet, a bulletin board system (BBS), or between buyer and seller computers through electronic data interchange (EDI). A buyer (also referred to as a user, consumer, or purchaser in the context of e-commerce) may "visit the Web site" of a company or seller, i.e., retrieve the hypertext documents located on the Web server of a particular seller, and order any good or service that the seller has to offer. If that good or service is in the form of electronically stored information, such as a book, a video, a computer game, etc., the buyer may simply download the good or service from the company's Web site to his or her computer for immediate consumption and use. If the good or service is of a more tangible nature, such as an appliance or

article of clothing ordered from an on-line catalog, a more conventional method of delivery, e.g., the postal service or a common carrier, is used.

[0009] A common method of payment for e-commerce purchases is electronic credit, or e-credit. E-credit is a form of electronic commerce often involving credit card transactions carried out over the Internet. Traditional e-credit purchases are paid for by a major credit card, wherein the buyer is required to transmit his or her credit information, for example, an account number and expiration date, over the Internet to the company's Web site. Many buyers are concerned about the security and confidentiality of such electronic transmissions. Furthermore, many buyers do not have a major credit card with which to make such purchases. Alternative billing systems, such as providing credit information by facsimile or postal service, are much less convenient and often prove enough of a barrier to prohibit the sale altogether. Finally, the traditional methods of billing and payment do not adequately protect the seller or buyer from fraudulent purchases.

[0010] Accordingly, a more effective method and apparatus for ordering and billing for goods, services, and content over a network, and ultimately the Internet, is needed. The method and apparatus should protect the seller and buyer from fraudulent purchases. Additionally, the method and apparatus should provide an element of non-repudiation to all transactions. The method and apparatus should also prevent buyers with histories of nonpayment from purchasing additional goods, services and/or content. Finally, the method and apparatus should allow a buyer without a major credit card to purchase goods, services, and content over the network.

SUMMARY OF THE INVENTION

[0011] This summary is provided to introduce a selection of concepts in a simplified form that are further described below in the Detailed Description. This summary is not intended to identify key features of the claimed subject matter, nor is it intended to be used as an aid in determining the scope of the claimed subject matter.

[0012] The present invention provides a computer program for ordering products from computers connected to the Internet, wherein the buyer is automatically billed for the ordered good, service, or content based on a virtual payment account maintained by a commerce gateway.

[0013] In accordance with other aspects of the present invention, a commerce gateway interfaces with a credit processing server to handle the monetary aspects involved in purchasing goods, services, and/or content. The credit processing server interfaces with one or more financial institutions that physically handle the buyer's account. For example, a buyer can pay for purchases electronically by transferring funds from a bank account held by the buyer at a financial institution or by prepaying for the purchases by sending a check to the provider of the commerce gateway. Alternatively, reward points earned by using the virtual payment account can be applied towards purchases.

[0014] In accordance with still other aspects of the present invention, the credit processing server or commerce gateway communicates with one or more identity bureaus in order to determine a buyer's identity before creating a virtual payment account.

[0015] In accordance with still other aspects of the present invention, the credit processing server communicates with

one or more credit bureaus in order to determine a credit limit for a buyer's virtual payment account.

[0016] In accordance with yet other aspects of the present invention, a virtual payment account can have associated sub-accounts. A sub-account can have a credit limit that is less than the main account credit limit. A sub-account can limit the seller sites from which goods, services, and/or content can be purchased.

[0017] In accordance with further aspects of the present invention, purchases must be made by a registered buyer from a registered seller. Security is ensured via authentication of the parties to a transaction. Authentication can be performed by verification of a digital certificate, or a digital signature, or by alternate authentication methods.

DESCRIPTION OF THE DRAWINGS

[0018] The foregoing aspects and many of the attendant advantages of this invention will become more readily appreciated as the same become better understood by reference to the following detailed description, when taken in conjunction with the accompanying drawings, wherein:

[0019] FIG. 1 (Prior Art) is a block diagram of a representative portion of the Internet;

[0020] FIG. 2 is a pictorial diagram of a local area network (LAN) connected to the Internet which supplies goods, services, and/or content ordered by a buyer using a computer located elsewhere on the Internet in accordance with the present invention;

[0021] FIG. 3 is a block diagram of the several components of the buyer's computer shown in FIG. 2 that is used to order goods, services, and/or content from the Internet in accordance with the present invention;

[0022] FIG. 4 is a block diagram of the several components of a seller server shown in FIG. 2 that provides the ordered goods, services, and/or content in accordance with the present invention;

[0023] FIG. 5 is a block diagram of the several components of a commerce gateway shown in FIG. 2 that is used to interface between the Internet and a credit processing server in accordance with the present invention;

[0024] FIG. 6 is a block diagram of the several components of a credit processing server shown in FIG. 2 that provides for the payment of the ordered goods, services, and/or content in accordance with the present invention;

[0025] FIG. 7 is a diagram illustrating the actions taken by a buyer's computer, the commerce gateway, the credit processing server, an identity bureau, and a credit bureau to create a virtual payment account for a buyer;

[0026] FIGS. 8A-8G are exemplary Web pages displayed on a buyer's computer when applying for a virtual payment account in accordance with the present invention;

[0027] FIGS. 9A-9C are exemplary Web pages used by a buyer to customize the virtual payment account applied for in accordance with the present invention;

[0028] FIGS. 10A-10C are exemplary Web pages displayed on a buyer's computer containing account statements and reports for a buyer's virtual payment account in accordance with the present invention;

[0029] FIGS. 11A-11E are exemplary Web pages used by a buyer to purchase goods, services, and/or content in accordance with the present invention;

[0030] FIG. 12 is a flow diagram illustrating the logic used by the buyer's computer to order goods, services, and/or content from the Internet using the Web browser;

[0031] FIG. 13 is a flow diagram illustrating the logic used by a buyer authenticator of the buyer's computer to validate that the buyer is a registered virtual payment account participant;

[0032] FIG. 14 is a flow diagram illustrating the logic used by an alternate buyer authenticator of the buyer's computer to validate that the buyer is a registered virtual payment account participant;

[0033] FIG. 15 is a flow diagram illustrating the logic used by the buyer's computer to apply for a virtual payment account using the Web browser;

[0034] FIG. 16 is a flow diagram illustrating the logic used by an enrollment server of the commerce gateway shown in FIG. 5 to establish a new buyer account in accordance with the present invention;

[0035] FIG. 17 is a flow diagram illustrating the logic used by an account identification container generator of the commerce gateway shown in FIG. 5 to generate an account identification for a given transaction;

[0036] FIG. 18 is a flow diagram illustrating the logic used by a commerce engine of a seller computer shown in FIG. 4 to provide for the ordering, shipment, and payment of goods, services, and/or content over the Internet;

[0037] FIG. 19 is a flow diagram illustrating the logic used by a commerce gateway adapter of the seller server shown in FIG. 4 to allow a commerce engine to communicate with a transaction server on the commerce gateway;

[0038] FIG. 20 is a flow diagram illustrating the logic used by the transaction server of the commerce gateway shown in FIG. 5 to process an order for goods, services, and/or content over the Internet using a virtual payment account;

[0039] FIGS. 21 and 22 are flow diagrams illustrating the logic used by various sub-systems of the credit processing server shown FIG. 6 to provide for payment of goods, services, and/or content ordered over the Internet using a virtual payment account;

[0040] FIG. 23 is a diagram illustrating the actions taken by the buyer's computer, the seller server and the commerce gateway to order goods, services, and/or content using the virtual payment account;

[0041] FIG. 24 is a flow diagram illustrating the logic used by the seller's computer to perform a settlement transaction, i.e., initiate transfer of funds;

[0042] FIG. 25 is a flow diagram illustrating the logic used by the transaction server of the commerce gateway shown in FIG. 5 to process a settlement transaction;

[0043] FIG. 26 is a flow diagram illustrating the logic used by the administrator's computer to initiate a refund to be applied to a virtual payment account in accordance with the present invention;

[0044] FIG. 27 is a flow diagram illustrating the logic used by a commerce gateway to process a request for information from an identity bureau;

[0045] FIG. 28 is an exemplary window of an e-mail computer program containing an alternate authentication message;

[0046] FIG. 29 is an exemplary device showing an alternate authentication message;

[0047] FIG. 30 is an exemplary Web page showing an alternate authentication dialog;

[0048] FIGS. 31-41 are exemplary Web pages used by a seller to view transactions, status of payments, and reports;

[0049] FIG. 42 is a flow diagram illustrating the logic used to authenticate a seller and generate a report for seller.

DETAILED DESCRIPTION

Detailed Description of the Preferred Embodiment

[0050] As previously described and shown in FIG. 1, the Internet 40 is a collection of local area networks (LANs) 44, wide area networks (WANs) 46, remote computers 48, and routers 42 that use the Transmission Control Protocol/Internet Protocol (TCP/IP) to communicate with each other. The World Wide Web (WWW), on the other hand, is a vast collection of interconnected, electronically stored information located on servers connected throughout the Internet 40. Many companies are now selling goods, services, and access to their premium content over the Internet using the WWW. In accordance with the present invention, a buyer orders goods, services, and/or content (referred to interchangeably herein as "products") over the Internet 40 via a Web browser and is automatically billed for the purchase using his or her virtual payment account without transferring sensitive account information, such as account number and expiration date, over the Internet 40. The virtual payment account allows a buyer to settle transactions of the virtual payment account using a prepaid or credit account. In one actual embodiment of the present invention, the virtual payment account uses bank electronic funds transfers, for example, using the Automated Clearing House (ACH) standard, which is maintained by the National Automated Clearing House Association (NACHA)—the standards group promoting electronic commerce standards. In another embodiment, the virtual payment account can be funded using a traditional paper check, with the buyer mailing a check, e.g., via the postal service, to the providers of the virtual payment account system. Alternatively, funds transfer services and electronic bill payment services, such as CHECKFREE®, may be used. Reward points earned through use of the virtual payment account can also be applied to the buyer's virtual payment account to pay for products.

[0051] More specifically, as shown in FIG. 2, the buyer purchases goods, services, and/or premium content from a seller server 51, i.e., a computer owned by the seller that sponsors or sells the product, by placing an order with the seller server from a computer 50 connected to the Internet 40. The order is processed and confirmed by a commerce gateway 52 connected to a LAN 44 located elsewhere in the Internet 40. The commerce gateway 52 is also connected to a credit processing server 53 via the LAN 44. The credit processing server 53 communicates with one or more identity bureaus 56 to verify the identity of the buyer. After verifying the identity of the buyer the credit processing server 53 communicates with one or more credit bureaus 58 in order to determine the credit worthiness of a buyer.

[0052] In one actual embodiment of the present invention described herein, the identity bureau 56 is a server provided and maintained by an agency for verifying the identity of the buyer, and the credit bureau 58 is a server provided and administered by a credit agency for processing credit reports for buyers. The identity bureau 56 and credit bureau 58 can be located on the LAN 44 or elsewhere on the Internet 40.

[0053] In yet another embodiment, the credit processing server can establish a point-to-point connection with a remote identity bureau or credit bureau that is not connected to either the LAN 44 or the Internet 40. It will be appreciated that other

methods of communication between the credit processing server **53** and identity bureau **56** or credit bureau **58** may be used, for example, a secure Virtual Private Network (VPN) maintained and operated by the identity bureau or credit bureau exclusively for the purpose of identity checking or credit rating, respectively.

[0054] Finally, in yet other embodiments, the identity and credit bureaus may not actually offer a server at all. Rather, a customer service representative for the identity or credit bureaus may process the identity or credit report and manually provide the report to an administrator of the present invention who manually enters the report to the credit processing server **53**.

[0055] The credit processing server **53** also communicates with one or more financial institutions **59** for the purpose of obtaining the buyer's payment, i.e., a transfer of funds for the purchase of products. As is the case with the identity and credit bureaus **58**, the financial institutions **59** may be other servers in electronic communication with the credit processing server **53**, customer service representatives in more traditional communication with the credit processing server **53**, or some combination thereof.

[0056] Finally, in addition to the commerce gateway **52**, the LAN **44** includes an administrative computer **54** used to administer buyer and seller information and services provided by the commerce gateway **52** and credit processing server **53**.

[0057] In the exemplary embodiment of the present invention shown in FIG. 2, the LAN **44** is insulated from the Internet **40** by a firewall **55** that tracks and controls the flow of all data passing through it. The firewall **55** protects the LAN **44** from malicious inbound data traffic. The LAN **44** is a bus network interconnecting the various computers and servers. The LAN **44** shown in FIG. 2 can be formed of various coupling media such as glass or plastic fiberoptics cables, coaxial cables, twisted wire pair cables, ribbon cables, etc. In addition, one of ordinary skill in the art will appreciate that the coupling medium can also include a radio frequency coupling media or other intangible coupling media. Any computer system or number of computer systems, including but not limited to workstations, personal computers, laptop computers, personal data assistants, servers, remote computers, etc., that is equipped with the necessary interface hardware may be connected temporarily or permanently to the LAN **44** and, thus, the Internet **40**. However, if temporarily connected via a telephone link to another device connected to the LAN **44**, the interface hardware of both the remote computer **48** and the device to which it is connected must contain a modem.

[0058] Also shown in FIG. 2 is an exemplary authentication device **205** whose purpose will be described in more detail below. In one embodiment of the current invention, the authentication device may be a personal data assistant (PDA) with a wireless modem. However, those of ordinary skill in the art will appreciate that the authentication device may be a laptop computer, a cellular telephone, a pager, or any device capable of receiving a remote message.

[0059] Finally, those of ordinary skill in the art will recognize that while only one buyer computer **50** and one seller server **51** are depicted in FIG. 2, numerous buyer computers and seller servers equipped with the hardware and software components described below may be connected to the Internet **40**. It will also be appreciated that the term "buyer" used herein can be applied to any purchaser of goods and/or services and can be applied equally to an individual, non-com-

mercial purchaser, a business, or a commercial purchaser. In other words, the term "buyer" can apply to any purchaser and the term "seller" can apply to any vendor or merchant, be they an individual, non-commercial seller, a business, or a commercial seller.

Relevant Buyer Computer, Seller Server, Commerce Gateway, and Credit Processing Server Components

[0060] FIG. 3 depicts several of the important components of the buyer's computer **50**. Those of ordinary skill in the art will appreciate that the buyer's computer **50** could be any computer used by the buyer to utilize the buyer's virtual payment account. Additionally, those of ordinary skill in the art will appreciate that the buyer's computer **50** may include many more components than those shown in FIG. 3. However, it is not necessary that all of these generally conventional components be shown in order to disclose an illustrative embodiment for practicing the present invention. As shown in FIG. 3, the buyer's computer includes a network interface **60** for connecting to a LAN **44** or WAN **46** or for connecting remotely to a LAN or WAN. Those of ordinary skill in the art will appreciate that the network interface **60** includes the necessary circuitry for such a connection and is also constructed for use with the TCP/IP protocol, the particular network configuration of the LAN or WAN it is connecting to, and a particular type of coupling medium.

[0061] The buyer's computer **50** also includes a processing unit **61**, a display **62**, and a memory **63**. The memory **63** generally comprises a random access memory (RAM), a read-only memory (ROM), and a permanent mass storage device, such as a disk drive. The memory **63** stores the program code and data necessary for ordering and paying for a product over the Internet **40** in accordance with the present invention. More specifically, the memory **63** stores a Web browser component **64**, such as NETSCAPE NAVIGATOR® or MICROSOFT® Internet Explorer, and a buyer authenticator component **65** formed in accordance with the present invention for authenticating a buyer as a registered participant of the virtual payment system prior to performing any virtual payment account transactions. It will be appreciated that these components may be stored on a computer-readable medium and loaded into memory **63** of the buyer computer **50** using a drive mechanism associated with the computer-readable medium, such as a floppy or DVD/CD-ROM drive.

[0062] As will be described in more detail below, the products ordered by the buyer are supplied by a seller server **51**, described next, following authorization from a remote server, i.e., a commerce gateway **52** described later, located elsewhere on the Internet, e.g., on LAN **44** illustrated in FIG. 2. FIG. 4 depicts several of the important components of the seller server **51**. Those of ordinary skill in the art will appreciate that the seller server **51** includes many more components than those shown in FIG. 4. However, it is not necessary that all of these generally conventional components be shown in order to disclose an illustrative embodiment of practicing the present invention. As shown in FIG. 4, the seller server **51** includes a network interface **70** for connecting to a LAN **44** or WAN **46** or for connecting remotely to a LAN or WAN. Those of ordinary skill in the art will appreciate that the network interface **70** includes the necessary circuitry for such a connection and is also constructed for use with the TCP/IP protocol, the particular network configuration of the LAN or WAN it is connecting to, and a particular type of coupling medium.

[0063] The seller server 51 also includes a processing unit 71, a display 72, and a memory 73. The memory 73 generally comprises a random access memory (RAM), read-only memory (ROM), and a permanent mass storage device, such as a hard disk drive, tape drive, optical drive, floppy disk drive, or combination thereof. In one actual embodiment of the present invention, the memory contains a product database 74 that includes the electronically stored good or service ordered by the buyer. In other embodiments of the present invention, the product database 74 stores the premium content ordered by the buyer, i.e., the hypertext documents or other electronically stored information considered of monetary value by the seller. In yet other embodiments of the present invention, the goods may be tangible goods not capable of being electronically stored, in which case the product database includes descriptive information of the products.

[0064] The memory 73 also contains a commerce engine component 75 for purchasing a product from a seller Web site. The commerce engine component 75 may be an existing commerce engine, such as MICROSOFT® Site Server, which allows for the payment of products ordered over the Internet using a major credit card, e.g., VISA® or MASTER-CARD®. A commerce gateway adapter component 76 is also provided to allow the commerce engine component 75 to interface with the commerce gateway 52. The commerce gateway adapter component uses and provides application programming interface (API) calls to interface with the commerce engine 75. Also included in memory is a seller authenticator component 77 for verifying that the seller is an authorized or registered seller of the virtual payment system of the present invention. It will be appreciated that the product database 74, the commerce engine component 75, the commerce gateway adapter component 76, and the seller authenticator component 77 may be stored on a computer-readable medium and loaded into memory 73 of the seller server 51 using a drive mechanism associated with the computer-readable medium, such as a floppy or CD-ROM drive. Finally, memory 73 stores a Web server component 78 for handling requests for stored information received via the Internet and the WWW.

[0065] FIG. 5 depicts several of the important components of the commerce gateway 52. Those of ordinary skill in the art will appreciate that the commerce gateway 52 includes many more components than those shown in FIG. 5. However, it is not necessary that all of these generally conventional components be shown in order to disclose an illustrative embodiment for practicing the present invention. As shown in FIG. 5, the commerce gateway 52 is connected to the LAN 44 via a network interface 80. Those of ordinary skill in the art will appreciate that the network interface 80 includes the necessary circuitry for connecting the commerce gateway 52 to the LAN 44 and the firewall 55 and is constructed for use with the TCP/IP protocol, the particular network configuration of the LAN 44, and the particular type of coupling medium.

[0066] The commerce gateway 52 also includes a processing unit 81, a display 82, and a memory 83. The memory 83 generally comprises a random access memory (RAM), a read-only memory (ROM), and a permanent mass storage device, such as a hard disk drive, tape drive, optical drive, floppy disk drive, or combination thereof. The memory 83 stores the program code and data necessary for authorizing a seller server 51 to supply products to buyers and obtaining payment for the products via a credit processing server 53 in accordance with the present invention. More specifically, the

memory 83 stores a transaction server component 84 formed in accordance with the present invention for authorizing a seller to supply the ordered product and obtaining payment for the ordered product from the credit processing server 53. Memory 83 also contains an identity bureau adapter 79 formed in accordance with the present invention for verifying a buyer or seller's identity. Also stored in memory 83 is an enrollment server component 89 formed in accordance with the present invention for determining the credit worthiness of an applicant. An account identification container generator component 88 is also stored in memory 83 for determining an internal account identification. A report server 85 is also stored in memory 83 for processing request for reports and consolidating information for requested reports. Also stored in the memory 83 is a credit processing server adapter component 86 for communicating with a credit processing server 53 described below. It will be appreciated that the transaction server component 84, the credit processing server adapter component 86, the account identification container generator component 88, and the enrollment server component 89 may be stored on a computer-readable medium and loaded into memory 83 of the commerce gateway 52 using a drive mechanism associated with the computer-readable medium, such as floppy or CD-ROM drive. The memory 83 also stores a Web server component 87 for handling requests for stored information received via the Internet 40 and the WWW.

[0067] FIG. 6 depicts several of the important components of the credit processing server 53. Those of ordinary skill in the art will appreciate that the credit processing server 53 includes many more components than those shown in FIG. 6. However, it is not necessary that all of these generally conventional components be shown in order to disclose an illustrative embodiment for practicing the present invention. As shown in FIG. 6, the credit processing server 53 is connected to the LAN 44 via a network interface 90. Those of ordinary skill in the art will appreciate that the network interface 90 includes the necessary circuitry for connecting the credit processing server 53 to the LAN 44 and the firewall 55, and is constructed for use with the TCP/IP protocol, the particular network configuration of the LAN 44, and the particular type of coupling medium.

[0068] The credit processing server 53 also includes a processing unit 91, a display 92, and a memory 93. The memory 93 generally comprises a random access memory (RAM), a read-only memory (ROM), and a permanent mass storage device, such as a hard disk drive, tape drive, optical drive, floppy disk drive, or combination thereof. The memory 93 stores the program code and data necessary for authorizing and securing payment for products purchased using a virtual payment account in accordance with the present invention. More specifically, the memory 93 of the credit processing server stores credit processing sub-systems including: an account/billing sub-system 94 for billing a buyer for products purchased using a virtual payment account; a payment processing sub-system 95 for communicating with a financial institution 59 in order to process payments received for purchases made using a virtual payment account; and an account enrollment sub-system 96 for determining the credit limit for an applicant as determined by information received from one or more credit bureaus 58.

[0069] Also stored in memory 93 are an account database 97 and a financial database 98 used to store data required for the account/billing sub-system 94, the payment processing sub-system 95, identity bureau adapter 99 and the account

enrollment sub-system 96 to perform their required functions. It will be appreciated that the account/billing sub-system 94, the payment processing sub-system 95, the account enrollment sub-system 96, the account database 97, identity bureau adapter 99, and the financial database 98 may be stored on a computer-readable medium and loaded into memory 93 of the credit processing system using a drive mechanism associated with the computer-readable medium, such as floppy or DVD/CD-ROM drive. It will also be appreciated that the account/billing sub-system 94, the payment processing sub-system 95, and the account enrollment sub-system 96 can comprise, either in full or in part, existing, traditional credit card payment systems.

[0070] FIGS. 3-6 depict important components of the buyer computer 50, seller server 51, commerce gateway 52, and credit processing server 53 shown in FIG. 2 of one embodiment of the present invention. It will be appreciated that many other implementations and variations are possible. For example, one or more of the credit processing sub-systems 94, 95, 96 could be included in the commerce gateway 52 instead of in the credit processing server 53. Alternatively, each of the credit processing sub-systems 94, 95, 96 of the credit processing server could be in a separate server. Further, additional commerce gateways 52 and credit processing servers 53 may be located on the LAN 44 or elsewhere on the Internet 40.

Applying for A Virtual Payment Account

[0071] Once a VPA is set up, the virtual payment system of the present invention is a closed system that provides buyers a secure method for purchasing products over the Internet. The closed system includes only a registered buyer's computer 50, a registered seller server 51, the commerce gateway 52 (administered by the provider of the virtual payment system), and the credit processing server 53 (which can also be administered by the provider of the virtual payment system). Since the account information necessary for charging the buyer for the purchase is already in the possession of the commerce gateway 52 and the credit processing server 53, the closed system of the present invention allows registered buyers to purchase products from registered sellers without transferring sensitive account information to the sellers over the Internet. In order to become a member of the virtual payment system of the present invention, a buyer becomes a registered user by obtaining a virtual payment account. FIG. 7 illustrates the actions taken by the buyer's computer 50, the commerce gateway 52, the credit processing system 53, and the credit bureau 58 to create a virtual payment account for a buyer. The interactions of the various components are illustrated and described in detail later for various transactions performed by the present invention with reference to the diagrams shown in FIGS. 12, 27, and 42. As shown in FIG. 7, the process of applying for a virtual payment account is initiated when a buyer requests 100 an application form via the Internet using the Web browser 64 installed on the buyer's computer 50. The buyer may apply for a virtual payment account directly from a virtual payment account Web site located at the commerce gateway 52 or indirectly from a registered seller site located at the seller server 51. Once the request 100 for the application form is received by the commerce gateway 52, the commerce gateway 52 provides buyer computer 50 the application form 102 so that the buyer can complete the form displayed in the Web browser 64 of the buyer computer 50.

[0072] Upon completion of the application form, the buyer computer 50 submits the completed application form 104 to the commerce gateway 52. The commerce gateway 52 then submits the application data 106 from the completed form to the credit processing server 53 for account and credit limit authorization. The credit processing server 53 verifies the application data by requesting identity information 116 from an identity bureau 56. The identity bureau provides the requested identity information 118 and, if the provided identity information corresponds to the application data, then the credit processing server 53 requests credit information 108 about the buyer from a credit bureau 58. However, in one actual embodiment of the present invention, if the application data does not conform to the identity information from the identity bureau 56, then no virtual payment account is created, and the application is forwarded to customer service for review for possible fraud detection. As noted above, in the actual embodiment of the present invention, the identity bureau 56 is a server provided and maintained by a agency for verifying identity, and the credit bureau 58 is a server provided and administrated by a credit agency for processing credit reports. Hence, the credit processing server 53 requests the desired identity and credit information electronically, e.g., via appropriate database queries, etc., from the identity bureau 56 and credit bureau 58.

[0073] Returning to the illustrated embodiment, the credit bureau 58 provides the requested credit information 110 to the credit processing server 53 via the connection with the credit processing server 53. The credit processing server 53 then evaluates the application, identity, and credit information by combining the identity information from the identity bureau and the credit information received from the credit bureau 58 with application data in order to determine a credit score 111. If the score exceeds a certain threshold, a credit limit is set and the virtual payment account is created 112. If the score falls below the threshold, a virtual payment account may still be created 112, however, all purchases must be prepaid, and the account information is forwarded to a customer service representative for review for a possible later grant of credit.

[0074] Once the virtual payment account is created, the credit processing server 53 returns the result of the evaluation 113, e.g., approval/denial, prepaid account only, credit limit, etc., to the commerce gateway 52. The commerce gateway 52 then requests 120 that the buyer authenticator 65 on the buyer computer generate a public key encryption key pair 122 comprising a secret key and a public key. The buyer authenticator 65 then submits the public key to the commerce gateway 124. The commerce gateway 52 digitally signs the public key to generate a digital certificate 126. As will be appreciated by those of ordinary skill in the art, a digital certificate comprises a public key digitally signed by a trustworthy entity. The commerce gateway 52 sends the digital certificate and an application result page 114 to the buyer computer 50 for display via the buyer computer's Web browser 64. Finally, the buyer computer stores the digital certificate 128 for use later with the virtual payment account.

[0075] It will be appreciated that the digital certificate may be stored in the memory 63 of the buyer computer 50 or on some form of device capable of interfacing with the buyer computer such as, but not limited to, a secure token, smart card, or as an encrypted file on some other computer readable medium. It will be appreciated by those of ordinary skill in the art that the order of the operations in FIG. 7 may be altered

without substantially affecting the operation of the present invention. For example, the buyer may be notified of the application results before generating the public key encryption pairs.

[0076] FIGS. 8A-8G are exemplary Web pages provided to the buyer by the Web browser 64 of the buyer computer 50 in connection with applying for a virtual payment account as described above. Using the Web page 600 shown in FIG. 8A, the buyer selects the type of virtual payment account they desire to apply for, e.g., credit or prepaid, and submits the information by clicking "continue." Next, the Web pages 605, 610, and 615 shown in FIGS. 8B-8D for the application form are displayed to the buyer via the Web browser 64. In one actual embodiment of the present invention, the buyer fills out the application form with the appropriate application data on-line. Alternatively, the buyer can request the application on a printed form and submit the printed form via facsimile or regular mail, in which case a customer service representative will enter the information into the account database 97 of the credit processing server 53 via the administrative user computer 54. The application data includes information such as social security number and income that will be used to determine a credit limit for the buyer. Information entered by the buyer in the application form is also used for demographic purposes. For example, banner advertisements can be displayed via the Web browser 64 on the buyer computer 50 and can be targeted to the buyer based on demographic information, such as the buyer's age and geographic location.

[0077] After the buyer completes the application form contained in the Web pages 605, 610, and 615 shown in FIGS. 8B-8D and the application is processed by the credit processing server 53, a Web page 620 as shown in FIG. 8E is transferred to and displayed by the buyer computer's Web browser 64, which notifies the buyer of the results of the application process, i.e., account approval and details of his or her virtual payment account, including the account credit limit. Once the account approval is complete and the account accepted by the buyer, the commerce gateway 52 then transmits the buyer authenticator component 65 (which, as described above, generates a public key encryption key pair) to the buyers computer for installation as shown in FIG. 8F. FIG. 8G shows an exemplary Web page 630 that allows the buyer to activate their virtual payment account.

Customizing and Modifying A Virtual Payment Account

[0078] Once a virtual payment account has been approved and a credit limit set as described above, the account can be customized by the buyer. Account information is then stored in the account database 97 of the credit processing server 53. FIGS. 9A-9C illustrate an exemplary set of Web pages downloaded from the commerce gateway 52 and displayed by the Web browser 64 of the buyer's computer 50 for customizing the buyer's virtual payment account. FIGS. 9A-9B illustrate Web pages 640 and 645 for main account customization. As shown in FIG. 9A, the buyer may customize his or her virtual payment account contact information and preferences. FIG. 9B illustrates that the main account holder is able to configure access controls for their account and all sub-accounts as shown in Web page 645.

[0079] As shown in FIG. 9C, the buyer may also customize sub-accounts for his or her own use or for use by a business partner, spouse, and/or children. As will be described in more detail below, the buyer may then impose his or her own

spending limits on the sub-accounts. In one actual embodiment, reward points accrue in the main account so that the buyer can transfer the reward points to sub-accounts. It will be appreciated that, in other embodiments, reward points could accrue to individual sub-accounts if the buyer so desires. Reward or reward points can later be used, for example, to make a payment for a purchase, to receive seller discounts, to purchase frequent flyer miles, etc. It will be appreciated by those of ordinary skill in the art that reward points can be earned by the buyer and applied to his or her virtual payment account in a myriad of different ways.

[0080] It will also be appreciated that a similar process is performed for a seller to become an authorized or registered seller. In one embodiment, a seller can apply to become a participant by completing an application form on-line. In another embodiment, a seller applies to become a participant of the system using a more traditional manual application procedure. In yet another embodiment, some combination of an on-line and manual process is used. It will be appreciated that if the seller application process is performed in whole or in part on-line, a Web browser component (not shown in FIG. 4) is used to display Web pages on the seller's computer display 72. The seller forms a contract with the provider of the commerce gateway 52. In one exemplary embodiment, this contract includes terms such as the billing period and the fee that will be paid to the commerce gateway provider. Since a seller is selling a product to a buyer who has a virtual payment account, the seller will not have sub-accounts in the same sense that a buyer has sub-accounts. However, a seller selling different types of data can have different accounts. For example, a book store may have a general account and one or more restricted accounts, for example, the restricted accounts may prohibit sales of adult products to minors. This can be in the form of a rating system (e.g., G, PG, PG13, NC17, R, etc.). In a similar manner to the buyer application process, once a seller has been approved and the seller account customized, a digital certificate is installed on the seller's computer 51 to identify the seller as a registered seller in the virtual payment system. The digital certificate is used in combination with a secret key generated by the seller server 51 and a public key generated by the seller server and sent to the gateway 52 to encrypt/decrypt messages for greater security.

[0081] It will be appreciated, as described earlier, that a seller can apply for a "buyer" account. In other words, a seller can purchase products as the owner of a virtual payment account.

Digital Security

[0082] The illustrated embodiment also allows a buyer to create a custom package of sub-accounts. As will be readily recognized by those of ordinary skill in the art, the buyer may be provided with any number, type or combination of sub-accounts depending on the desires of those providing and administrating the virtual payment system of the present invention.

[0083] The buyer can add sub-accounts (e.g., supplemental users, young shoppers, etc.) via the Web pages 650 shown in FIG. 9C. Sub-accounts can be customized for young shoppers as shown in FIG. 9C, for example, by setting spending limits for the young shopper and identifying only those seller Web sites from which the young shopper can purchase products.

[0084] As will be described in more detail below, once the virtual payment account has been authorized 114 and customized, a digital certificate is transferred by the commerce gate-

way **52** and installed **128** on the buyer computer **50**. The digital certificate is then used in subsequent transactions as a unique credential to identify the buyer as a registered holder of a virtual payment account. In an actual embodiment of the present invention, a buyer or seller is identified as a registered user of the virtual payment system by the commerce gateway **52** verifying the commerce gateway's digital signature on the digital certificate associated with the buyer's virtual payment account.

[0085] It will be appreciated that several levels of security can be imposed on on-line transactions. Moving from the lowest level to the highest level, there can be: (1) no security restrictions imposed; (2) minimal security, such as account name and password verification; (3) intermediate security, such as a digital certificate or secret key; (4) high security, such as a transaction signed with a digital signature using the buyer's secret key; or (5) maximum security, such as a digital signature and additional access controls, such as an account number, a last purchase verification, smart cards, secure tokens or some combination thereof. As will be described later, in the actual embodiment of the virtual payment system described herein, the term "digital certificate" is used to describe the authorization used; however, it will be appreciated that a higher level of security such as a digital signature, or a digital signature with additional access controls may be desired in order to ensure the highest level of security for all parties involved (i.e., the buyer, the seller, the commerce gateway, and the credit processing server) in virtual payment account transactions.

[0086] In one exemplary embodiment of the security transaction, the seller server **51** digitally signs a purchase offer with a certificate issued by the commerce gateway **52** and sends it to the buyer computer **50**; the buyer computer **50** digitally signs the purchase offer with a certificate issued by the commerce gateway **52** and sends it back to the seller server **51**; the seller server **51** then forwards the doubly signed purchase offer to the commerce gateway **52**; the commerce gateway **52** verifies both signatures, and if they are both valid and the transaction is permissible, then signs the doubly signed offer and returns the resulting triply signed purchase offer to the seller server **51**; the seller server verifies the commerce gateway's **52** signature and, if it is valid, then the purchase transaction is complete. In the aforementioned example, the seller server **51** may notify the buyer computer **50** or they may not.

Ordering Products

[0087] Once a buyer has created and customized his or her virtual payment account, he or she can immediately order products via the Internet if he or she was granted credit during the account application process. If, however, the buyer's virtual payment account is only a prepaid account, prepayment must be made before the buyer can order products. In an alternate embodiment, the buyer with only a prepaid account can order products, however, shipment of the product will be held until the prepaid account is sufficiently funded to cover the purchase. More specifically, this would allow any registered buyer to have a form of "digital layaway" and by ordering products directly from the Web site of any registered seller. It will be appreciated that in yet another embodiment, buyer and seller will use the same type of virtual payment accounts and that any buyer can therefore act as a seller and vice versa. Additionally, it will be appreciated that a seller can be an auction Web site, in which a buyer uses his or her virtual

payment account to pay for the goods, services and/or content purchased from the auction Web site.

[0088] In one actual embodiment of the present invention depicted in FIGS. **11A-11C**, the buyer may "surf the Web" and visit a registered seller's Web site, such as "Virtual Store," **1100** using the Web browser **64**. Once the buyer visits a registered seller's Web site, the buyer may order and pay for products offered from that Web site using his or her virtual payment account. More specifically, a buyer using buyer computer **50** and Web browser **64** may retrieve the Web page **1100** shown in FIG. **11A** from the seller Web site fictitiously known as "Virtual Store." The buyer makes a selection of a particular product **1105** by manipulating a graphics cursor with a pointing device, such as a mouse above the selection **1110** and "single-clicking." It will be appreciated that other pages, for example, a query page in which the buyer requests products by a keyword, may be displayed. It will also be appreciated that the Web page **1100** shown in FIG. **11A** is a simplified example. It is common for a seller site to allow a buyer to select multiple products and place them in a "shopping cart." The buyer can then view the items in the cart and, if desired, remove items from the cart. Once the buyer has selected the desired items for purchase, the buyer indicates a desire to purchase the selected items, for example, by clicking an "OK" or a "Buy" button. In the simplified example shown in FIG. **11A**, the buyer selects an item, such as the Virtual Store Personal Computer **1105** and presses the "Order" button **1110** to initiate the purchase transaction.

[0089] After initiating the purchase transaction, the seller server **51** provides the Web browser **64** of the buyer's computer **50** with the Web page **1150** shown in FIG. **11B**, which requests shipping information **1160**, such as a street address, from the buyer. Additionally the Web Page **1150** includes various payment options, i.e., major credit cards, such as VISA® or MASTERCARD®, with electronic transmission of credit information. In accordance with the present invention, a virtual payment account option is also displayed as a payment option for registered sellers. After entering the shipping and payment information **1160** and selecting the virtual payment option **1155**, the buyer can continue by clicking on the "Purchase" option **1165**. In an actual embodiment of the present invention, the buyer authenticator **65** displays a window **1170** requesting the buyer to select their choice of accounts **1172** along with an authenticating pass phrase **1175**. After selecting an account and entering the correct pass phrase, the buyer clicks "Continue" **1177** to proceed with the purchase. In response, the seller server **51** calculates the total cost of the order, including tax, shipping, and handling, and the buyer is presented with a confirmation screen **1180** as shown in FIG. **11C**. After authorizing the purchase, the buyer may be presented with a payment confirmation screen **1185** as shown in FIG. **11D**. Additionally, the buyer may be presented with an order confirmation screen **1190** as shown in FIG. **11E**.

[0090] FIG. **12** illustrates the logic implemented by the Web browser **64** installed on the buyer computer **50** when the virtual payment account option **1155** is selected. The logic begins in a block **220** and proceeds to a block **222** where a secure connection between the buyer computer **50** and commerce gateway **52** is established. In an actual embodiment of the present invention, the Secure Socket Layer (SSL) protocol is used for establishing a secure connection. SSL uses public key encryption incorporated into a Web browser, such as NETSCAPE NAVIGATOR® Web browser and Netscape's

commerce servers, to secure the information being transferred over the Internet. The logic then proceeds to a block **224** where a buyer authenticator component **65** on the buyer computer **50** is executed. It will be appreciated that the buyer authenticator component **65** can also be included, in part or in whole, in the Web browser **64**. The buyer authenticator component **65** is shown in more detail in FIG. **13** and described next.

[**0091**] The buyer authenticator **65** determines whether a buyer is a registered holder of a virtual payment account or, put another way, a registered participant in the closed virtual payment system of the present invention. The logic of FIG. **13** begins in a block **243** and proceeds to a block **244**, where an authentication request and container are received from the Web browser **64**. The container includes: transaction information, such as purchase detail; identification of the parties, such as a buyer identification that identifies the buyer, e.g., the digital certificate previously issued to the buyer when he or she created the virtual payment account as described above; and a seller identification, e.g., the digital certificate issued to the seller upon creation of a seller account; and context, such as transaction date and time. It will be appreciated that the container is initially empty, and data is then added to the container by various components. As stated earlier, embodiments of the invention implement the buyer authenticator **65** in the Web browser **64**. In one actual embodiment, the buyer authenticator **65** is an applet operating from within the Web browser **64**.

[**0092**] Next, in decision block **246**, a test is made to determine if a digital certificate is installed on the buyer computer **50**. The digital certificate may be stored in the buyer computer **50** memory **63** or on some other device associated with the buyer computer such as a secure token, a smart card, or encrypted on some computer readable medium. It will be appreciated that other methods of digital identification can be used. If the digital certificate is installed, the digital certificate identification is inserted into the authentication container and the authentication request and container are returned to the Web browser in blocks **248** and **250**. The container can be any one of a variety of data formats, for example, in one embodiment of the present invention a proprietary protocol is used. In an actual embodiment of a present invention, a public key generated by the buyer's computer and signed by the commerce gateway (thereby forming a digital certificate) is also inserted into the container. The secret key is never transmitted anywhere in the virtual payment system of the present invention. The combination of the secret key and the digital certificate provides a heightened level of security to the buyer authentication process. A digital signature is generally a document that has been encrypted by the secret key of a public key pair. Only the public key of the same key pair will be able to decrypt the document to its original form. This is particularly useful in demonstrating that only the holder of the secret key is able to sign (encrypt) the document. In practical terms, signing a large document using public key cryptography can be very time consuming. Almost equally effective is creating a cryptographic message digest of the document and then encrypting the digest with the secret key. Therefore those of ordinary skill in the art will appreciate that anyone knowing the corresponding public key and the digest algorithm will be able to verify that the message was not altered and that it originated from the holder of the corresponding secret key. It will be appreciated that the digital certificate as used herein refers to an authentication identifier

that is recognized by the provider of the virtual payment account that adheres to the provider's non-repudiation purchase policies.

[**0093**] If, however, in decision block **246** it is determined that a digital certificate is not installed on the buyer computer **50**, the logic proceeds to a decision block **252** where a test is made to determine if "certificate not present" processing should be performed. "Certificate not present" processing allows a buyer to manually enter identification information when a digital certificate is not present. The identification information can include information such as an e-mail address, a password, and personal information, for example, a mortgage payment amount. If the result of decision block **252** is positive, the logic proceeds to an alternate authentication in block **254**. The alternate authentication is shown in more detail in FIG. **14** and described next.

[**0094**] The logic of FIG. **14** begins at a block **1401** and proceeds to block **1405** where the authorization options are displayed to the buyer. Next, it is determined in a block **1410** if the buyer requested an authorization code as the alternate authorization mechanism. If the buyer did choose to receive an authorization code, then the Web browser **64** on the buyer computer is sent an authorization code entry form in a block **1415**, and the authorization code is sent to an authentication device in a block **1420**. Exemplary authentication devices **2800** or **2900** are shown in FIGS. **28** and **29**, respectively. After receiving the authorization code, the buyer enters the code in the authorization code entry form in a block **1425**.

[**0095**] If, however, at block **1405** the buyer decides not to request an authorization code, then from block **1410** the logic flows to a block **1450** where an interactive authentication Web form **3000** is sent to the Web browser **64** on the buyer's computer **50**. An exemplary interactive authentication Web form **3000** is shown in FIG. **30**. Next in a block **1455** the buyer completes the interactive authentication Web form **3000**.

[**0096**] Next, the completed authorization entry form from block **1425** or **1455** is transmitted to the commerce gateway **52** in a block **1430**. The logic then proceeds to a block **1435** where it is determined whether the authentication was successful. If the authentication was successful the logic ends at a block **1498**, returning a successful authentication. If the authentication was unsuccessful the logic ends at a block **1499**, returning an unsuccessful authentication.

[**0097**] Returning to FIG. **13**, the logic then moves to a block **256** where the information from the alternate authentication process is passed back through the buyer authenticator **65** and the logic ends at block **262**. If there is no digital certificate installed ("No" in decision block **246**) and certificate not present processing is not going to be performed, for example by a user selecting "cancel" **3010** in the certificate not present authorization Web page **3000** shown in FIG. **30** (or "No" in decision block **252**), the buyer likely does not have a virtual payment account. Accordingly, the logic of FIG. **13** proceeds to a decision block **258**, where a test is made to determine if the buyer wishes to apply for a virtual payment account. If the buyer wishes to apply for a virtual payment account, the logic proceeds to a block **260**, in which the buyer is allowed to apply for a virtual payment account as shown in FIG. **15** and described next. Otherwise, the buyer authenticator **65** returns an unsuccessful authorization message to the Web browser **64** in a block **261**, and the logic ends in block **262**.

[**0098**] FIG. **15** illustrates the logic implemented by the Web browser **64** when a buyer applies for a virtual payment

account. It will be appreciated that applying for a virtual payment account can be invoked by a buyer requesting an account directly from the commerce gateway 52 or by a buyer who is not registered attempting to order a product from a registered seller. In either case, the logic for applying for a virtual payment account via a Web browser 64 begins in a block 270 and proceeds to a block 272, where a request for an application form is received by the Web browser 64. Next, in a block 273 the request for an application form is sent to the Web server component 87 of the commerce gateway 52. The requested application form is then received from the Web server component 87 of the commerce gateway 52 and displayed in the buyer's Web browser in a block 274.

[0099] Next, in a block 275, the completed account application form is sent to the commerce gateway 52 and processed by an enrollment server component 89, as shown in FIG. 16 and described next. In another embodiment, the account application is sent to the transaction server component 84 that handles financial transactions and also handles non-financial transactions, such as enrollment.

[0100] The logic of the enrollment server 89 shown in FIG. 16 begins in a block 280 and proceeds to a block 282 where a completed application form is received from the Web browser. Next, in a block 283 identity information, such as name, employer, current residence, etc., is requested from an identity bureau 56 via the identity bureau adapter 79 whose logic is shown in FIG. 27 and described next.

[0101] Accordingly, the logic of FIG. 27 begins in a block 2705 and proceeds to a block 2710 where the identity request is received. The request is then formatted to be compatible with the particular identity bureau in a block 2715. Next, the logic proceeds to a block 2720 where the formatted request is then sent to identity bureau 56. The result of the request is received from the identity bureau in a block 2725. Next, in a block 2730, the result is then returned to requester. The logic of FIG. 27 then ends in a block 2735.

[0102] Returning to FIG. 16, if in a block 284, which in this case is the enrollment server 89, it is determined that the identity information received from the identity bureau 56 via the identity bureau adapter 79 corresponds to the information in the application received in block 282, then processing continues to a block 285 where the enrollment server requests credit information, such as income, length of time with current employer, length of time at current residence, etc., from a credit bureau 58 via the credit processing server adapter 86, as shown in FIG. 21 and described later with reference to a purchase authorization request.

[0103] Upon receipt of the credit information, the logic proceeds to a block 286, where the application is scored based on the identity bureau information and credit bureau information in combination with internal criteria. The internal criteria provide a score for the various pieces of credit information. For example, incomes will be broken down into ranges, with a point value assigned to each range. Similarly, point values will be assigned based on the time the applicant has lived at his or her current residence, etc. The points for each piece of credit information are combined to determine a score for the applicant. The score equates to the credit worthiness of the buyer and is used to determine if the applicant will receive a credit account or, if the score falls in an intermediate range, a prepaid account and, if so, to establish a credit limit for the applicant, i.e., buyer. Next, if the score is above a threshold logic ends with a successful enrollment result returned to the Web browser in a block 288. However,

if the score is below a certain threshold, or if the identity information provided by the identity bureaus 56 does not correspond to that of the buyer's application, then an unsuccessful result is returned in a block 289. Processing then returns to FIG. 15.

[0104] In FIG. 15, once a response is received from the enrollment server 89 a block 265 examines whether an account was created. If it was, a request is sent to the buyer computer 50 to generate a public key encryption pair in block 267 and to submit the public key to the enrollment server 89 on the commerce gateway 52. The enrollment server then signs the public key to create a digital certificate and returns a successful enrollment Web page 620, as shown in FIG. 8E, which is received in a block 276 along with the and the digital certificate in a block 278. If at block 265 it was determined that an account was not created, then an unsuccessful application Web page is displayed (not shown) at a block 266. In the case of applying for a virtual payment account, the result page 620 provides details of the new account for the buyer or contains a message informing the buyer that there was an error creating the account. The logic of FIG. 15 of applying for a virtual payment account then ends in a block 279 and processing returns to FIG. 13.

[0105] Referring again to FIG. 13, after the buyer has applied for a virtual payment account, the logic returns to decision block 246 where the test to determine if a digital certificate is installed on the buyer computer 50 is repeated. Depending on the results of decision block 246, either blocks 248-250 or blocks 252-256 are repeated for the recent applicant of a virtual payment account. The logic then ends in a block 262.

[0106] While the logic of authenticating a buyer as shown in FIG. 13 and described herein uses a digital certificate as the primary means for authenticating a buyer, it will be appreciated that other methods are possible. For example, a lesser level of security could be employed, whereby a user could be required to enter identifying information, such as the information entered in alternate authentication shown in FIG. 14. Alternatively, a greater degree of security could be employed whereby a digital certificate is required, and "certificate not present" processing is not allowed. Or an even greater level of security could be used requiring a digital signature and other verifying information from the buyer.

[0107] Returning to FIG. 12, after buyer authentication is completed in block 224, the logic proceeds to a decision block 226, where a test is made to determine if the buyer authentication was successful. If not, the logic proceeds to a block 227 where an error message is displayed on the buyer computer 50 by the Web browser 64 notifying the buyer of the failed authentication. The logic of FIG. 12 ends in a block 242.

[0108] However, if the buyer was successfully authenticated, the logic proceeds to a block 228 where a virtual payment account selection Web page 1170 as shown in FIG. 11B is displayed. Included in the requested information of the virtual payment account selection Web page 1170 is an identification of the applicable account or sub-account to which the purchase should be applied. Next, in a block 230, sub-account and password information (used to unlock the buyer's digital certificate) are obtained from the buyer from the information entered in the virtual payment account selection Web page 1170 of FIG. 11B when the buyer indicates that the information has been entered by selecting "Continue" 1177. The logic of FIG. 12 then proceeds to a block 232, where the sub-account and an authentication container are sent to the

commerce gateway 52 and processed by the account identification container generator 88 shown in FIG. 17 and described next.

[0109] The logic of FIG. 17 begins in a block 800 and proceeds to a block 802, where the sub-account and authentication container are received from Web browser 64 of the buyer computer 50. The logic then proceeds to a block 804 where an internal account identification associated with authentication container is determined. An empty account identification container is then created in a block 806. Next, in a block 808 internal account identification and sub-account information are added to the empty account identification container. The logic then proceeds to a block 810 where an internal digital signature is applied to the account identification container. For example, message digest logic can be used by applying an algorithm that takes a variable length message and produces a fixed length digest as output using a one-way hashing algorithm that establishes the message as cryptographically secure. Finally, the account identification container is returned to the Web browser 64 in a block 812. The logic of FIG. 17 then ends at a block 814 and processing returns to FIG. 12.

[0110] Returning to FIG. 12, after the sub-account and authentication container are sent to the commerce gateway 52, the logic then proceeds to a block 234 where the logic waits to receive the account identification container from the account identification container generator component 88 of the commerce gateway 52. Once the account identification container is received from the commerce gateway 52, the logic proceeds to a block 238, where a purchase request is sent to the commerce engine 75 in the form of a request and account identification container for processing as shown in FIG. 18 and described next.

[0111] The commerce engine 75 is the component of the seller server 51 that determines whether or not the order will be processed and whether the requested product will ultimately be provided to the buyer. It will be appreciated that commerce engines are well known in the art. The commerce engine component 75 used in conjunction with the commerce gateway adapter component 76 allows the virtual payment system of the present invention to expand existing technology that is currently used for traditional credit systems to encompass the virtual payment account of the present system. It will be further appreciated that while the embodiment shown and described modifies the commerce engine to achieve this functionality (which may be possible through existing API calls of the commerce engine), other embodiments are possible. This expanded commerce engine functionality is shown in FIG. 18.

[0112] The logic of FIG. 18 begins in a block 300 and proceeds to a block 302, where a purchase request and account identification container are received from the Web browser 64 of the buyer computer 50. The logic then proceeds to a decision block 304 where a test is made to determine whether the purchase request should be forwarded to the commerce gateway adapter 76. If the purchase request is to purchase products using a virtual payment account, the request should be forwarded to the commerce gateway adapter 76 for processing in accordance with the virtual payment system of the present invention. In another embodiment, only the request (without the account identification container) is received from the Web browser in block 302 and, if it is determined in decision block 304 that the purchase request should be forwarded to the commerce gateway adapter 76, the

account identification is then obtained from the Web browser 64. In either case, if it is determined in decision block 304 that the purchase request should be forwarded to the commerce gateway adapter 76, the logic proceeds to a block 306 where the request is forwarded to the commerce gateway adapter. The commerce gateway adapter 76 is shown in more detail in FIG. 19 and described next.

[0113] The commerce gateway adapter 76 is a component residing on the seller server 51 that allows the seller server to communicate directly with the transaction server component 84 of the commerce gateway 52 in order to expand the authorization function of the commerce engine 75 to include virtual payment account transactions. Accordingly, the logic of FIG. 19 begins in a block 330 and proceeds to a block 332 where the forwarded purchase request and account identification container are received from the commerce engine 75. Next, in a block 334 the purchase request and account identification container are sent to the transaction server 84 in the form of a transaction request for further processing as shown in FIG. 20 and described next.

[0114] The transaction server component 84 of the commerce gateway 52 is responsible for interfacing with the other components of the system and determining whether or not a requested transaction should be applied to a buyer's virtual payment account. The logic of FIG. 20 begins in a block 350 and proceeds to a block 352 where the transaction request is received. Next, in a block 353 the account identification container is decoded and verified. The origin or source of the request as well as the context, i.e., date and time, of the request are then recorded in memory 83 of the commerce gateway 52 in a block 354. Next, the logic proceeds to a decision block 356 where a test is made to determine whether the requested transaction is permissible. A variety of factors can be considered in making the determination of whether a requested transaction is permissible. For example, spending limit cannot be exceeded, and user-imposed limitations, such as those put on a young shopper account, e.g., sites from which the young shopper can make purchases and hours during which the young shopper can make purchases as shown in FIG. 9C, cannot be violated.

[0115] If the transaction is not permissible, the logic proceeds to a block 357 where an impermissible transaction message is sent to the requester (e.g., the commerce gateway adapter 76 in the context of a purchase request). The logic of FIG. 20 then ends in a block 376. If, however, the transaction is permissible, the logic proceeds from decision block 356 to a block 360, where the transaction request is sent to a credit processing server adapter 86 for further processing as shown in FIG. 21 and described next.

[0116] The credit processing server adapter 86 is the component residing on the commerce gateway 52 that allows commerce gateway 52 components, such as the transaction server 84 and the enrollment server 89, to communicate directly with the various sub-systems of the credit processing server 53, which provide for the application of the requested transaction to the buyer's actual payment account. Accordingly, the logic of FIG. 21 begins in a block 380 and proceeds to a block 382, where the request is received. For example, a purchase authorization request or a refund request is received from the transaction server 84 and a credit information request is received from the enrollment server 89. The request is then formatted to be compatible with the appropriate credit processing sub-system, i.e., the account/billing sub-system 94, the payment processing sub-system 95, and/or the

account enrollment sub-system **96**, on the credit processing server **53** in a block **384**. Next, the logic proceeds to a block **386** where the formatted request is then sent to credit processing server **53** for processing by the appropriate credit processing sub-system, as shown in FIG. **22** and described next.

[0117] For any credit processing sub-system, the logic of FIG. **22** begins in a block **390** and proceeds to a block **392** where the transaction request is received from the credit processing server adapter **86**. Next, account data and sub-account data are retrieved in blocks **394** and **396**, respectively, from the appropriate database, e.g., account database **97** and financial database **98**. Standard credit transaction processing is then performed in a block **398**. Examples of standard transactions for the account/billing sub-system **94** include: creating and maintaining accounts, including holding account information and account holder information, such as name and address; calculating interest; calculating minimum monthly payments; generating electronic monthly statements; and calculating other charges, known as discounts. The discount is the portion of the transaction amount that will go to the provider of the commerce gateway **52** and can be determined on a fixed amount per transaction basis or a percentage of transaction amount basis. Examples of standard transactions for the payment processing sub-system **95** include collecting payments from buyers and applying the payments to the buyer's account and transferring funds between sellers and buyer, for example, by interfacing with financial institutions **59** for ACH transactions. Examples of standard transactions for the account enrollment sub-system include: obtaining credit information from credit bureaus; providing the credit information to the commerce gateway **52** for scoring; determining a credit score based on the credit information, and providing the score to the commerce gateway; and providing scoring information to the account/billing sub-system **94** for account creation.

[0118] The logic then proceeds to a block **399** where necessary account adjustments are applied, if applicable. For example, the account balance will be reduced by the amount of an authorized purchase transaction. In one embodiment of the present invention, reward points are accrued at the time of purchase but committed later, for example, during the periodic, e.g., monthly, statement preparation process. Alternatively, reward points may not accrue until payment is made for the product to which the points are attributed. Next, the transaction result, such as the credit information or the purchase authorization, is sent to the credit processing server adapter **86** in a block **400**. The logic of FIG. **22** then ends in a block **402** and processing returns to FIG. **21**.

[0119] Returning to FIG. **21**, the result of the transaction request is received from the credit processing sub-system **94**, **95**, or **96** in a block **387**. Next, in a block **388**, the result is then returned to requester, e.g., the result of a purchase authorization request is returned to the transaction server **84** and credit information, for example, a credit limit, is returned to the enrollment server **89** in response to request for a credit information request to be used for establishing a buyer's account. The logic of FIG. **21** then ends in a block **389** and processing returns to the requester, e.g., transaction server **84** (FIG. **20**) or enrollment server **89** (FIG. **16**).

[0120] Returning to FIG. **20**, once the transaction server receives the response to its transaction request, e.g., authorization result of a purchase request, from the credit processing adapter in a block **363**, the logic proceeds to a block **364**

where the transaction record, for example, purchase information including amount of purchase, is stored in memory **83** of the commerce gateway **52**. The logic then proceeds to a decision block **366** where a test is made to determine if the transaction was successfully processed. If so, the logic proceeds to a block **370** where a transaction response with a valid status is then sent to the requester (e.g., the commerce gateway adapter **76** or the Web browser **64**, whichever the case may be). If the transaction was not successfully processed, the logic proceeds from decision block **366** to a block **374** where a transaction response with an error status is then returned to the requester in a block **376**.

[0121] After a valid transaction response **370**, an error transaction response **374** or an impermissible transaction response **357** is sent to the requester, the logic of FIG. **20** ends in block **376**, and processing returns to the requester. In the case of a purchase request, the requester is the commerce gateway adapter **76**. In one exemplary embodiment, a record of all transactions is stored in the financial database **98**.

[0122] Returning to FIG. **19**, after the response to the purchase request made by the commerce gateway adapter **76** is received from the transaction server in a block **336**, the logic proceeds to a block **338** where the response including the transaction status is formatted to be compatible with the commerce engine **75**. The formatted response is then forwarded to the commerce engine in a block **340**. The logic of FIG. **19** then ends in a block **342** and processing returns to the commerce engine **75** in FIG. **18**.

[0123] Returning to FIG. **18**, once a response is received by the commerce engine **75** from the commerce gateway adapter **86** in a block **308**, the authorized and ordered product is shipped to the buyer in a block **310**. It will be appreciated by those of ordinary skill in the art that if the ordered product is capable of being downloaded, e.g., the product is an electronically stored good, a URL for a premium content Web site, etc., the product will simply be transferred by the seller server **51** to the buyer computer **50**. Otherwise, the product will be shipped or provided by more traditional methods, e.g., regular mail, hand delivery, etc. Once shipment is complete, the logic then proceeds to a block **312** where a settlement request is sent to the commerce gateway **52** in order to initiate movement of funds. In an actual embodiment of the present invention, the seller submits the transaction into a settlement batch for payment when the settlement batch for that seller is next processed. The timing of the processing could be that night or at a later date based on the contract, i.e., terms of the purchase transaction. FIG. **41** illustrates an exemplary Web page **4100** for designate when batches should be processed. Settlement transactions are described in FIG. **24** in more detail below with reference to FIG. **24**.

[0124] Returning to FIG. **18**, in a block **314**, a response confirming fulfillment of the order is sent to the Web browser **64** of the buyer's computer **50**. The logic of FIG. **18** then ends in a block **324**.

[0125] However, if at decision block **304**, it is determined that the purchase request should not be forwarded to the commerce gateway **52**; the logic proceeds to a block **316** where standard commerce engine processing is performed. More specifically, in block **316** traditional credit or debit card authorization is performed, such as approval or denial for the use of a credit card, e.g., VISA® or MASTERCARD®, for the specified purchase amount. Next, the authorized goods are shipped in a block **318**. The logic then proceeds to a block **320** where a settlement request is sent to the traditional credit

provider, e.g., VISA® or MASTERCARD®. A response confirming fulfillment of the order is then sent to the Web browser 64 of the buyer computer 50 in a block 322. The logic of FIG. 18 then ends in block 324 and processing returns to FIG. 12.

[0126] Returning to FIG. 12, once the Web browser 64 of the buyer computer 50 receives a response to its purchase request in a block 240, the logic proceeds to a block 241 where an order confirmation Web page 1190 is displayed as shown in FIG. 11E. The logic of FIG. 12 then ends in block 242.

[0127] FIG. 23 is a diagram illustrating the actions taken by the buyer's computer 50, the seller server 51 and the commerce gateway 52 for ordering products using a virtual payment account system. This diagram presents a high-level view of the detailed processing shown in the flow charts described above. In response to an inquiry into purchasing a product 2305, a seller returns a purchase offer 2310 to the buyer's computer 50. At this point, the buyer has the option of beginning the purchasing process as shown in FIG. 12. To continue the buyer authenticator 65 checks to see which credentials, e.g. certificates, are available to the buyer and selects all available credentials to be used by the commerce gateway 2315 to authenticate the buyer. The buyer computer 50 then requests a list of all accounts or sub-accounts 2320 for these credentials from the commerce gateway 52. The commerce gateway 52 returns only those accounts that are usable by the buyer 2325 using the selected credentials. The buyer computer 50 then generates a purchase confirmation 2330 using one of the accounts on the list returned from the commerce gateway 52. Buyer computer 50 then sends the purchase confirmation 2335 to the seller server 51. The seller server 51 requests authorization 2340 from the commerce gateway to verify that the purchase confirmation is valid. The commerce gateway then returns an authorization 2350 that the purchase confirmation is valid. The seller server 51 may then notify 2355 the buyer computer 50 that the purchase confirmation was authorized. The seller server then prepares the purchase for delivery 2360. At this point, the seller may request a settlement transaction 2365 from the commerce gateway 52, which would then provide a settlement transaction 2370 back to the seller server 51. The seller server 51 may then notify 2375 the buyer computer 50 of delivery details. Finally, the good(s) or service(s) that the buyer purchased are delivered 2380.

[0128] If the seller is an auction Web site, the authorization 2340 sent by the commerce gateway 52 to the seller server 51 includes information such as a buyer account identification, a seller identification, a seller sale offering, a buyer authentication, a seller authentication, and a master identification, i.e., identification of the commerce gateway 52 provider. Particular to this type of response is an expiration date/time that is used to signal the shorter of the maximum times that the buyer and the seller are willing to "reserve" funds associated with this transaction. If the transaction, i.e., settlement request 2365, is not received by the commerce gateway 52 before the expiration date/time of the transaction, the products and/or funds will be released back to their owners. At a later time, once the buyer has committed to the purchase, the buyer releases an authorization to the provider of the commerce gateway 52 knowing that the seller has proven ability to ship the products on demand without delay. This initiates the actual settlement of funds and triggers payment to the seller in the next settlement batch, without any further interaction with the seller. This payment method supports buyer-initiated, pre-

approved purchases with expiration date/time, such as auction and gift-certificate purchases.

[0129] It will be appreciated that FIG. 23 illustrates processing of a valid purchase transaction. If there is an error at any time during the processing, e.g., buyer is not authorized because he or she is not a registered buyer, has exceeded his or her spending limit, etc., processing will terminate after an appropriate error response has been returned to the buyer computer 50 for display to the buyer via the Web browser 64.

Settlement Transaction

[0130] When a seller establishes a seller account, a contract is formed defining the relationship between the seller and the commerce gateway provider. That contract defines the terms, such as when payments will be funded and what fee shall be given to the commerce gateway provider. The commerce gateway fee can be a per transaction fee or a percentage fee based on the amount of a transaction. The logic for settlement transactions for a virtual payment account is similar to the logic used for processing standard credit card settlement transactions. After the seller ships the product, the seller sends a settlement transaction to the commerce gateway 52 as shown in FIG. 24. It will be appreciated that the logic performed by the seller server 51 can be performed by the commerce engine component 75 or some other component, for example, a Web browser (not shown) residing on the seller server 51.

[0131] FIG. 24 illustrates the logic implemented by seller server 51 when the seller wishes to perform a settlement transaction. The logic begins in a block 530 and proceeds to a block 532 where a secure connection between the seller computer 51 and commerce gateway 52 is established using the same logic shown and described with reference to the buyer in block 222 of FIG. 12. The logic then proceeds to a block 534 where the seller authenticator process is run. The seller authenticator process is similar to the buyer authenticator process shown in FIG. 13 and described above. Next, in a decision block 536 a test is made to determine if the seller is a registered participant (i.e., seller's digital certificate was issued by the commerce gateway provider, seller's digital certificate has not expired and seller's digital certificate has not been revoked). If not, the logic proceeds to a block 538 where a seller authentication error message is displayed on the seller server display 72, for example, via a Web browser. The logic of FIG. 24 then ends in a block 548.

[0132] If the seller authenticator process is successful, the logic proceeds from decision block 536 to a block 544 where a settlement request is sent to the transaction server 84 on the commerce gateway 52. As shown and described in FIG. 25, the transaction server 84 forwards the request to the credit processing server adapter 86, which in turn forwards the transaction request to the appropriate credit processing sub-system. In the case of a settlement transaction request, the payment processing sub-system 95 processes the transaction. The payment processing sub-system forwards the settlement request to the financial institution 59. The financial institution funds the transactions into the commerce gateway provider's account. The commerce gateway provider takes its percentage and pays the sellers their portion. The financial institution 59 waits for their billing cycle, e.g., monthly, and then charges the buyers for their purchases plus interest charges. The financial institution waits for the buyer payments. If the buyer does not pay, standard late payment processing, such as late notices, finance charges, etc. is performed.

[0133] The logic of FIG. 25 begins in a block 2505 and proceeds to a block 2510 where the settlement request is received. The origin or source of the settlement request as well as the context, i.e., date and time, of the request are then recorded in memory 83 of the commerce gateway 52 in a block 2515. Next, the logic proceeds to a decision block 2520 where a test is made to determine whether the requested settlement is permissible. A variety of factors can be considered in making the determination of whether a requested settlement is permissible. Some factors might include a settlement request for a transaction that did not have a purchase confirmation from a buyer, that had a purchase confirmation from a buyer whose account did not hold sufficient funds, for an auction settlement whose time had expired or whose credentials were no longer valid. It will be appreciated that yet other factors may cause a settlement transaction to be impermissible. If the transaction is not permissible, the logic proceeds to a block 2560 where an impermissible settlement request message is sent to the requester, i.e., the seller, in this case. If, however, the transaction is permissible, the logic proceeds from decision block 2520 to a block 2525 where the transaction request is sent to a credit processing server adapter 86 for further processing as shown in FIG. 21 and described above. Continuing in FIG. 20, once the transaction server receives the response to its transaction request, e.g., authorization result of a settlement request, from the credit processing adapter in a block 2530, the logic proceeds to a block 2535 where a transaction record, for example purchase information including amount of purchase, is stored in memory 83 of the commerce gateway 52. The logic then proceeds to a decision block 2540, where a test is made to determine if the transaction was successfully processed. If so, the logic proceeds to a block 2545 where a transaction response with a valid status is then sent to the requester, i.e., the seller in this case. If the transaction was not successfully processed, the logic proceeds from decision block 2540 to a block 2555 where a transaction response with an error status is then returned to the requester.

[0134] After a valid transaction response 2545, an error transaction response 2555, or an impermissible transaction response 2560 is sent to the requester, the logic of FIG. 25 ends in block 2550 and processing returns to the requester.

[0135] Referring back to FIG. 24, after the transaction server 84 has processed the settlement transaction and provided the results of the settlement transaction to the seller's computer 51, the result of the settlement transaction is displayed on the seller's display 73, for example, via the seller server's Web browser. The logic of FIG. 24 then ends in block 548.

Refund Transaction

[0136] FIG. 26 illustrates the logic implemented by the present invention when a refund transaction is initiated, for example, when a buyer disputes a charge on his or her virtual payment account. As with any payment dispute, it must be determined whether the buyer will receive all or a portion of the disputed amount. This process is external to the virtual payment system of the present invention. The determination of whether the dispute has merit is determined by the seller. If the seller determines that the dispute has merit, the seller notifies a customer service representative and a refund transaction is initiated. In the embodiment shown in FIG. 26 and described herein, if it is determined that an amount disputed by a buyer is subject to a refund, a customer service repre-

sentative initiates the refund, or chargeback transaction via the administrative computer 54 shown in FIG. 2. In one actual embodiment, the administrative computer is a "dumb terminal" by which the customer service representative enters information directly into the transaction server 84 on the commerce gateway 52. In another embodiment, the administrative computer may have a Web browser that allows the administrator to enter the information using Web pages available only on the LAN 44 behind the firewall 55, i.e., the buyer and seller do not have access to these administrative Web pages.

[0137] Referring to FIG. 26, the logic begins in a block 550 and proceeds to a block 552 where the refund information including account, sub-account and amount is obtained. The refund transaction information is then sent to the transaction server 84 by the administrative computer 54 in a block 554 in the form of a refund request. Transaction server 84 processing is shown and described with reference to FIG. 20.

[0138] As also noted above, in processing the refund request, the transaction server 84 will forward a transaction request to the credit processing server 53 for processing by the account/billing sub-system 94 as shown in FIG. 22. A refund applied to a buyer's virtual payment account causes the buyer's balance to decrease by the amount of the payment. Still referring to FIG. 26, after the transaction server 84 has processed the refund transaction, the result of the transaction processing is received and displayed by the administrative computer 54. The logic of FIG. 26 then ends in a block 558. Unlike the purchase transaction, the refund transaction is not initiated by the buyer via the Web browser 64; therefore, the buyer is notified by other means, for example by sending an e-mail message to the buyer's computer 50. It will also be appreciated that in yet other embodiments of the present invention, the seller server 51 may initiate the refund request as opposed to the administrative computer 54.

Buyer Account Management

[0139] Other transactions normally associated with an account such as a standard credit card account are also applicable to the virtual payment account of the present invention. FIGS. 10A-10C illustrate some examples of Web pages used by a buyer with a virtual payment account. Processing of these transactions is similar to other transaction processing as illustrated in flow diagrams and described above, and therefore will not be discussed in further detail herein. FIG. 10A illustrates a Web page 660 containing details of a primary account 632 along with sub-accounts 634. FIG. 10B illustrates an exemplary Web page 665 summarizing the sub-accounts for a master account 634. FIG. 10C illustrates a transaction summary Web page 670 for the sub-accounts for a given master account.

Seller Reports

[0140] It is often desirable for seller's to have detailed reports available to judge the current state of their business. Accordingly, the present invention maintains records of transactions in readily retrievable formats. It is also desirable that competitors not have access to the same reports on the details of a seller's business. Accordingly, the present invention provides for secure authenticated access to a seller's reports. FIG. 42 illustrates the logic for generating seller reports. The logic starts at a block 4201 and proceeds to a block 4210 that establishes a secure connection between the

seller computer **51** and the commerce gateway **52**. The logic then proceeds to a block **4215** where the seller is authenticated much as the buyer authenticator illustrated in FIG. **13**. The flow continues to a block **4220** where a test is performed to see if the seller has been authenticated. If the authentication was successful, the logic continues to a block **4225** where the seller requests the transaction server **84** to generate a report. At a block **4230** the transaction server retrieves relevant information and generates a report, which in a block **4235** is received by the seller computer for viewing by the seller. The logic ends in a block **4299**.

[0141] In one actual embodiment of the present invention, the commerce gateway **52** requests report information from the credit processing server **53**, in particular from the financial database **98** stored on the credit processing server. It will be appreciated by those of ordinary skill in the art, that a financial database may be used to store information for report generation, yet may also store information relevant for other purposes.

[0142] FIGS. **31**, **33**, **35**, **37**, and **39** illustrate exemplary Web pages **3100**, **3300**, **3500**, **3700** and **3900** illustrating exemplary reports available to a seller. FIG. **31** shows an exemplary Web page **3100** with a graph charting the number of sales occurring each month during a year-long period. FIG. **33** shows an exemplary Web page **3300** with a table indicating the status and information on particular orders received. FIG. **35** shows an exemplary Web page **3500** with a table listing transactions that have already been processed for each order, and the result of that processing. FIG. **37** shows an exemplary Web page **3700** with a table listing item sales and along with relevant statistics such as number of units sold, what percentage of units have been sold, and what percent of overall sales does that item account for. FIG. **39** shows an exemplary Web page **3900** with a table listing transactions that have yet to be processed and are still wait for the next batch of transaction to be run.

[0143] FIGS. **32**, **34**, **36**, **38** and **40** illustrate exemplary Web page **3200**, **3400**, **3600**, **3800** and **4000** for customizing seller reports.

[0144] While the preferred embodiment of the invention has been illustrated and described, it will be appreciated that various changes can be made therein without departing from the spirit and scope of the invention. For example, it will also be appreciated that there are other transactions applicable to a virtual payment account of the present invention, e.g., account closure, credit limit modification, overdue account notification, etc. It will be appreciated that these transactions can be initiated by various components of the system, for example a financial institution may institute a change in a credit limit by sending a request to one of the sub-systems on the credit processing server. One of ordinary skill in the art will recognize that the requests for such transactions are processed by the virtual payment system of the present invention in a manner similar to the processing of the purchase settlement, and refund transactions described in detail above.

1. A method for purchasing a product from a seller computer using a virtual payment account associated with a buyer computer, the method comprising:

in response to receiving a purchase request from a buyer computer to purchase a product from a seller computer, the purchase request identifying a virtual payment account as a payment source for said products, transmitting an authentication request from the buyer computer to a commerce gateway;

determining at the commerce gateway whether the virtual payment account is associated with the buyer computer; transmitting an account identification container to the buyer computer in response to determining that the buyer computer is associated with a valid virtual payment account;

transmitting the purchase request, including the account identification container, from the buyer computer to the seller computer;

transmitting the purchase request from the seller computer to the commerce gateway;

receiving the purchase request at the commerce gateway and determining whether said virtual payment account may be used to pay for the product;

in response to determining that the virtual payment account may be used to pay for the product, transmitting a valid transaction authorization from the commerce gateway to the seller computer and the buyer computer;

charging the virtual payment account for a cost associated with the product; and

providing the product to a buyer associated with the buyer computer.

2. The method of claim 1, wherein the virtual payment account comprises a credit account.

3. The method of claim 1, wherein the virtual payment account comprises a pre-paid account.

4. The method of claim 1, wherein determining whether the virtual payment account may be used to pay for the product comprises determining whether a spending limit has been exceeded.

5. The method of claim 4, wherein the virtual payment account comprises a credit account.

6. The method of claim 4, wherein the virtual payment account comprises a pre-paid account.

7. The method of claim 1, wherein said virtual payment account comprises a main account and at least one sub-account.

8. The method of claim 7, wherein the at least one sub-account comprises a credit account.

9. The method of claim 7, wherein the at least one sub-account comprises a pre-paid account.

10. The method of claim 7, wherein determining whether the virtual payment account may be used to pay for the product comprises determining whether a spending limit set for the at least one sub-account has been exceeded.

11. The method of claim 10, wherein the at least one sub-account comprises a credit account.

12. The method of claim 10, wherein the at least one sub-account comprises a pre-paid account.

13. The method of claim 7, wherein charging said virtual payment account for a cost associated with said product comprises charging said at least one sub-account for a cost associated with said product.

14. The method of claim 8, wherein the at least one sub-account comprises a credit account.

15. The method of claim 8, wherein the at least one sub-account comprises a pre-paid account.

16. The method of claim 8, wherein determining whether the virtual payment account may be used to pay for said product comprises determining whether a spending limit set for the at least one sub-account has been exceeded.

17. The method of claim 16, wherein the at least one sub-account comprises a credit account.

18. The method of claim **16**, wherein the at least one sub-account comprises a pre-paid account.

19. The method of claim **13**, further comprising:
determining whether said sub-account is authorized to receive a charge from the seller computer; and
charging said sub-account for a cost associated with said product in response to determining that said sub-account

is authorized to receive a charge from the seller computer.

20. The method of claim **19**, wherein determining whether the virtual payment account may be used to pay for said product comprises determining whether a spending limit set for the at least one sub-account has been exceeded.

* * * * *