



US00D732305S

(12) **United States Design Patent**
Cosentino

(10) **Patent No.:** **US D732,305 S**

(45) **Date of Patent:** **** Jun. 23, 2015**

(54) **GLOVE DISPENSER**

(71) Applicant: **Michael J. Cosentino**, Webster Groves,
MO (US)

(72) Inventor: **Michael J. Cosentino**, Webster Groves,
MO (US)

(**) Term: **14 Years**

(21) Appl. No.: **29/465,173**

(22) Filed: **Aug. 25, 2013**

(51) **LOC (10) Cl.** **20-02**

(52) **U.S. Cl.**
USPC **D6/515**

(58) **Field of Classification Search**
USPC D6/515-523; 206/389, 391; 211/13.1,
211/16, 44, 49.1, 50, 59.2, 86.01; 222/173,
222/181.1; 221/282, 283; 312/34, 34.8,
312/34.22, 309.1

See application file for complete search history.

(56) **References Cited**

U.S. PATENT DOCUMENTS

D307,990 S *	5/1990	Funk	D6/513
D459,123 S *	6/2002	Meigs	D6/513
D627,181 S *	11/2010	Lehr et al.	D6/515
D681,986 S *	5/2013	Murphy	D6/515
D690,958 S *	10/2013	Orton	D6/515

* cited by examiner

Primary Examiner — Brian N Vinson

(74) *Attorney, Agent, or Firm* — Charles McCluskey

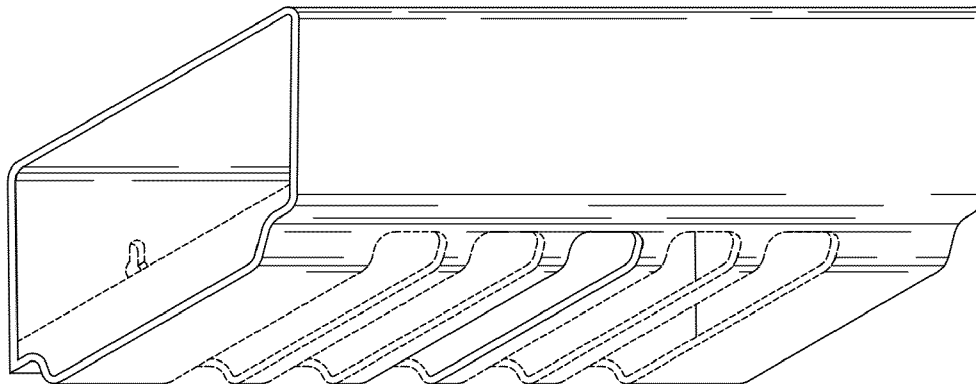
(57) **CLAIM**

The ornamental design for a glove dispenser, as shown.

DESCRIPTION

FIG. 1 is a perspective view of a glove dispenser showing my new design;
FIG. 2 is a right end view thereof, the left end view being identical;
FIG. 3 is a front side view thereof;
FIG. 4 is a top plan view thereof;
FIG. 5 is back side view thereof; and,
FIG. 6 is a bottom plan view thereof.
A fence shown in broken lines in FIGS. 1 and 2 at the open ends thereof forms no part of the claimed design.

1 Claim, 2 Drawing Sheets



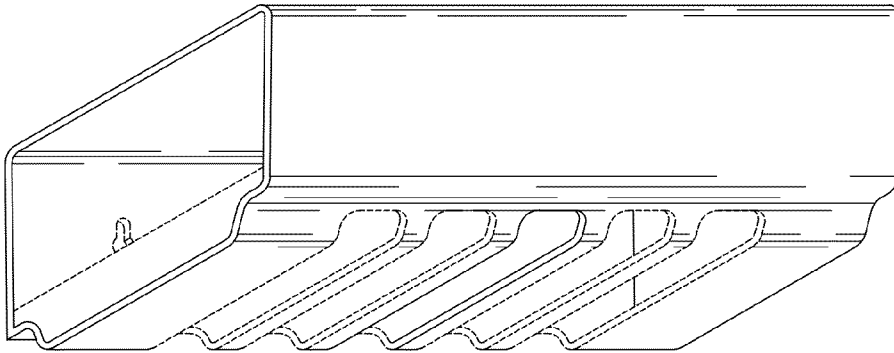


Fig. 1

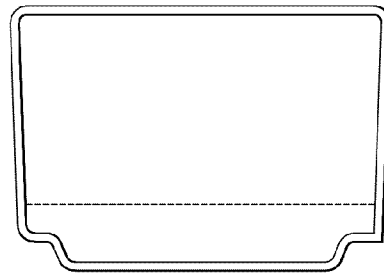


Fig. 2

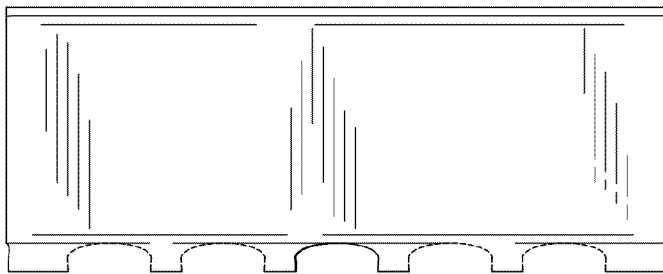


Fig. 3

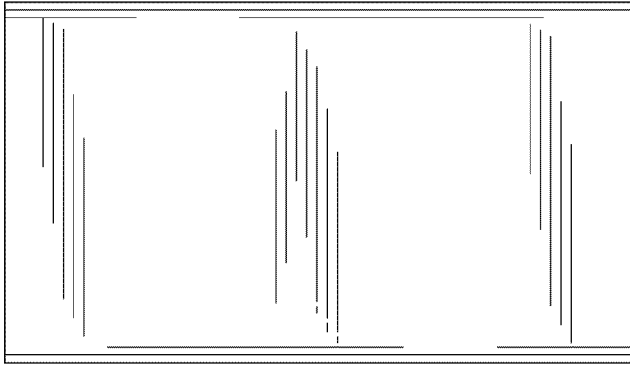


Fig. 4

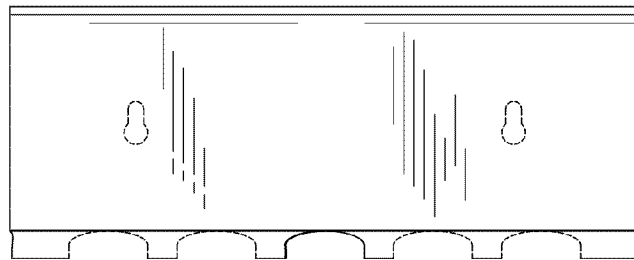


Fig. 5

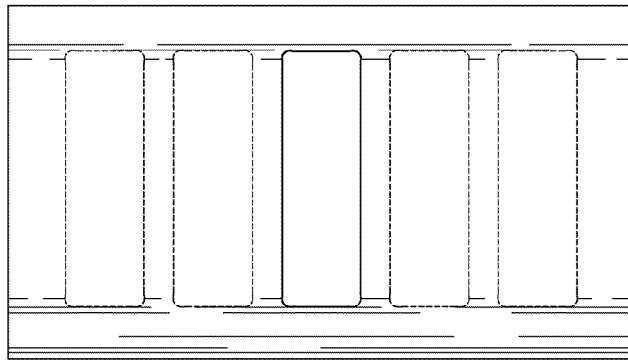


Fig. 6