



US00D613284S

(12) **United States Design Patent**
Solomon et al.

(10) **Patent No.:** **US D613,284 S**

(45) **Date of Patent:** **** Apr. 6, 2010**

(54) **LAPTOP COMPUTER**

Primary Examiner—Freda S Nunn

(75) Inventors: **Mark C. Solomon**, San Jose, CA (US);
Nate Cervantes, San Francisco, CA (US)

(57) **CLAIM**

The ornamental design for a laptop computer, as shown and described.

(73) Assignee: **Hewlett-Packard Development Company, L.P.**, Houston, TX (US)

DESCRIPTION

(**) Term: **14 Years**

FIG. 1 depicts an opened front perspective view of a laptop computer;

(21) Appl. No.: **29/338,249**

FIG. 2 depicts an opened top plan view thereof;

(22) Filed: **Jun. 8, 2009**

FIG. 3 depicts a closed front lower elevation view thereof;

(51) **LOC (9) Cl.** **14-02**

(52) **U.S. Cl.** **D14/327**

(58) **Field of Classification Search** D14/315–323,
D14/341–346; D19/26, 59, 60; 361/679.06–679.09,
361/679.1, 679.12; 349/12; 345/156, 168,
345/169, 172, 173; 178/18.03; 434/307 R,
434/317, 308, 309

FIG. 4 depicts a closed rear elevation view thereof;

FIG. 5 depicts a closed right elevation view thereof;

FIG. 6 depicts a closed left elevation view thereof;

FIG. 7 depicts an opened bottom plan view thereof; and,

FIG. 8 depicts a closed top plan view thereof.

See application file for complete search history.

The broken lines depicting the display and logo disposed on the hinged upper portion of the laptop computer and the keyboard disposed on the lower portion of the laptop computer are included for additional clarity and for the purpose of illustrating the article and form no part of the claimed design.

(56) **References Cited**

U.S. PATENT DOCUMENTS


D391,927	S *	3/1998	Faranda et al.	D14/318
6,067,224	A *	5/2000	Nobuchi	361/679.27
D480,079	S *	9/2003	Miao et al.	D14/315
D512,055	S *	11/2005	Yeh et al.	D14/318
D565,045	S *	3/2008	Wu et al.	D14/318
D577,013	S *	9/2008	Harris et al.	D14/317
D589,506	S *	3/2009	Gluskoter et al.	D14/315
D594,862	S *	6/2009	Kuo	D14/327
2005/0018396	A1 *	1/2005	Nakajima et al.	361/683
2005/0041378	A1 *	2/2005	Hamada et al.	361/680

The broken lines depicting the input, output, and peripheral device ports disposed on the rear, left side, and right side of the lower portion of the laptop computer are included for additional clarity and for the purpose of illustrating the article and form no part of the claimed design.

The broken lines depicting the battery compartment cover and feet disposed on the bottom of the lower portion of the laptop computer are included for additional clarity and for the purpose of illustrating the article and form no part of the claimed design.

* cited by examiner

1 Claim, 6 Drawing Sheets



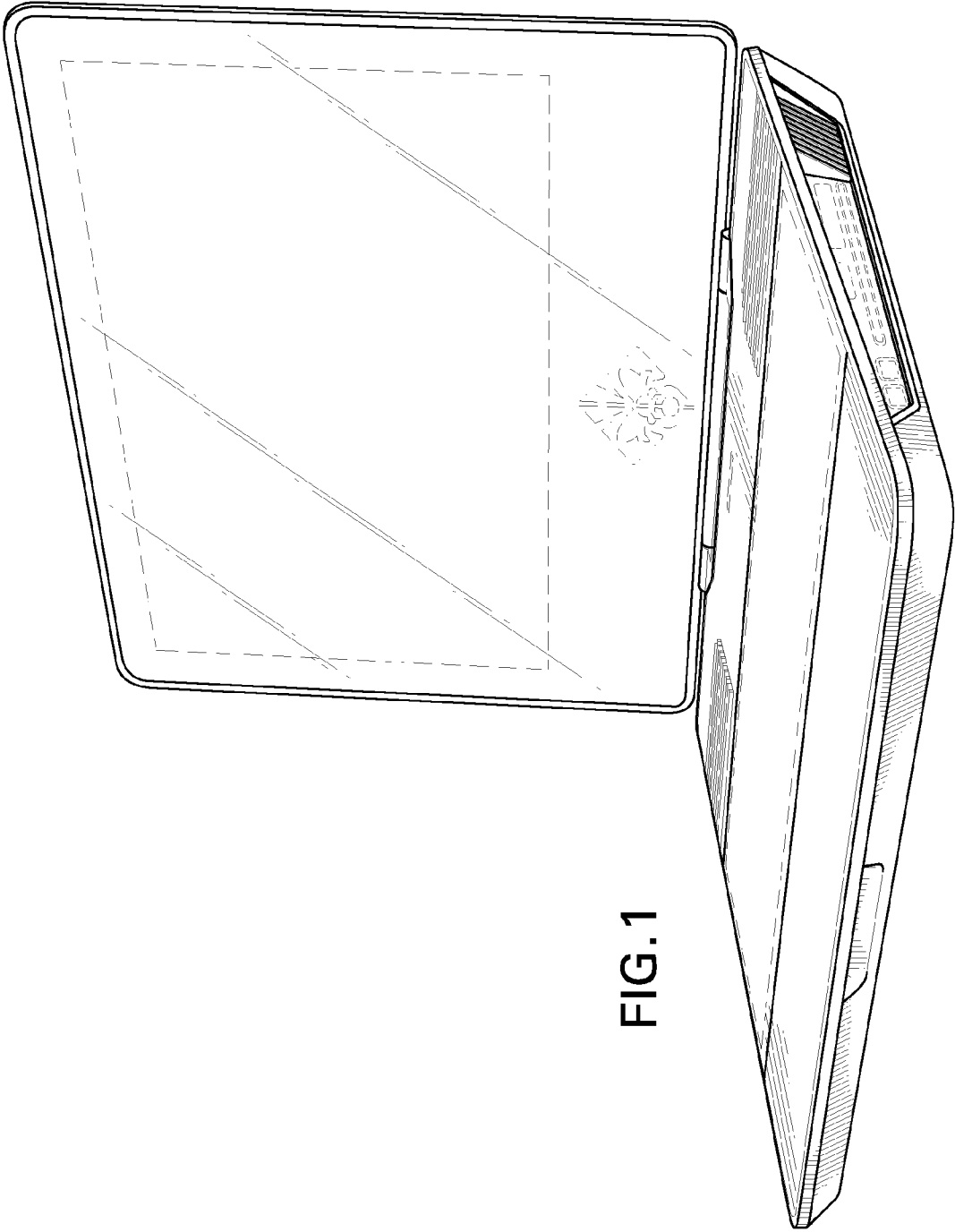


FIG.1

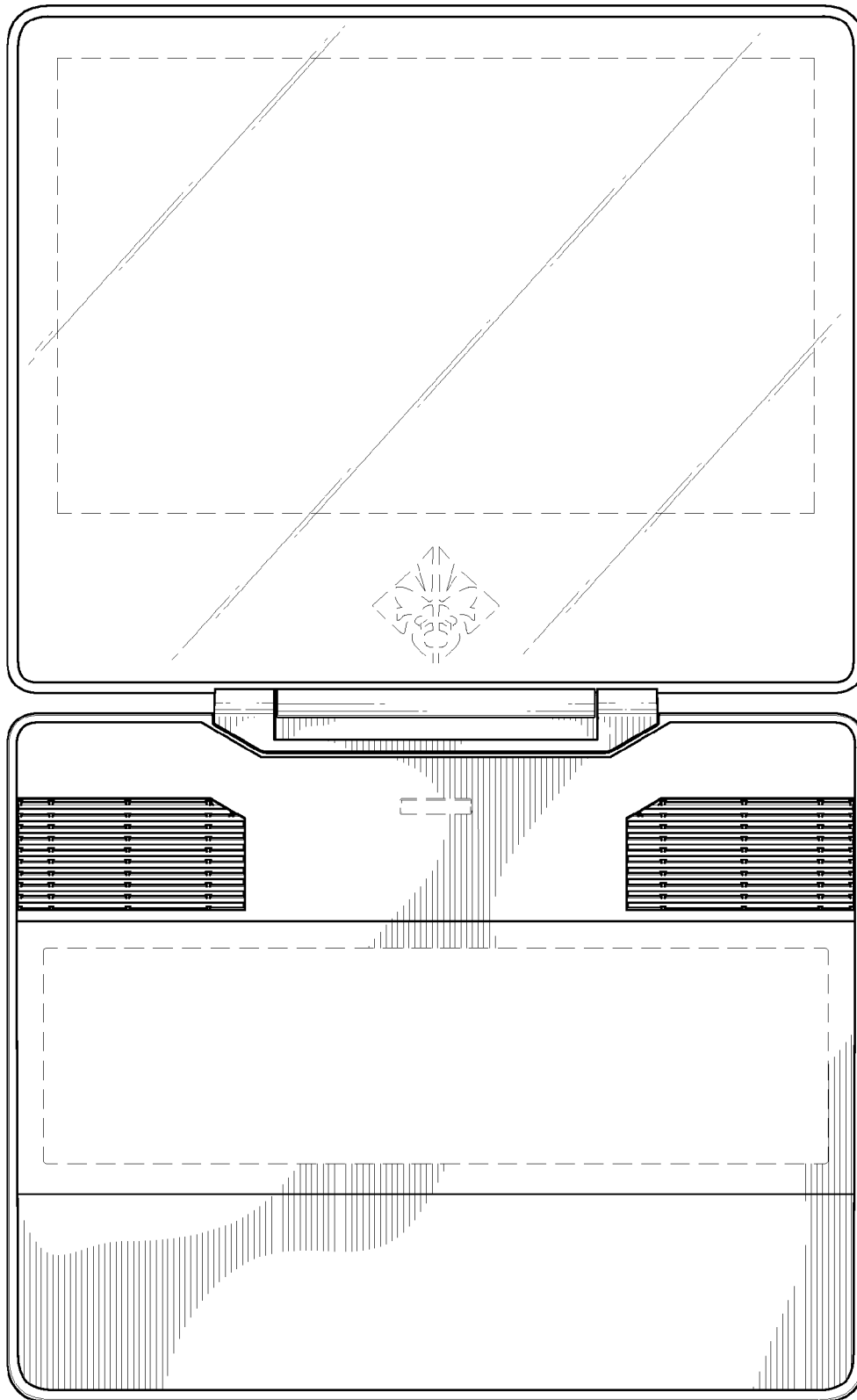


FIG.2

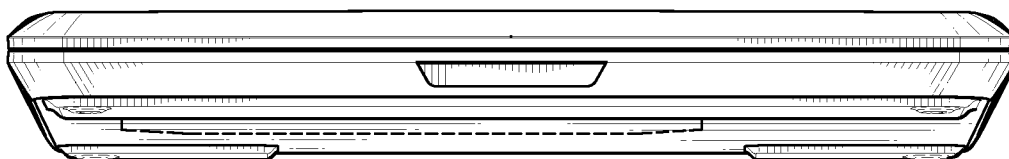


FIG. 3

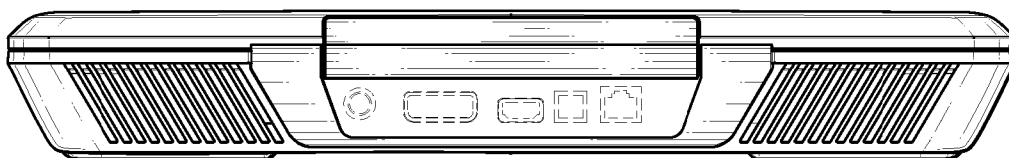


FIG. 4

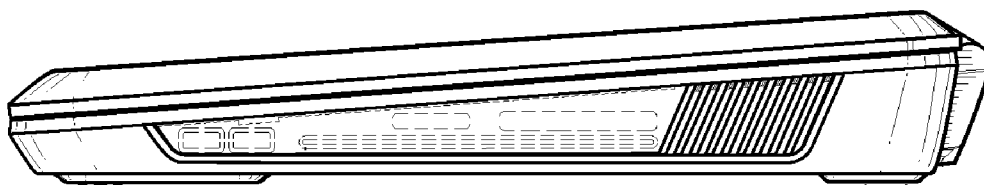


FIG. 5

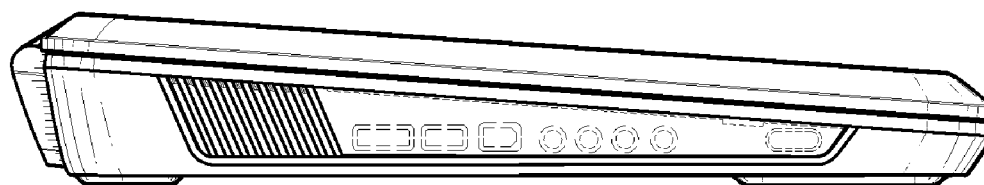


FIG. 6

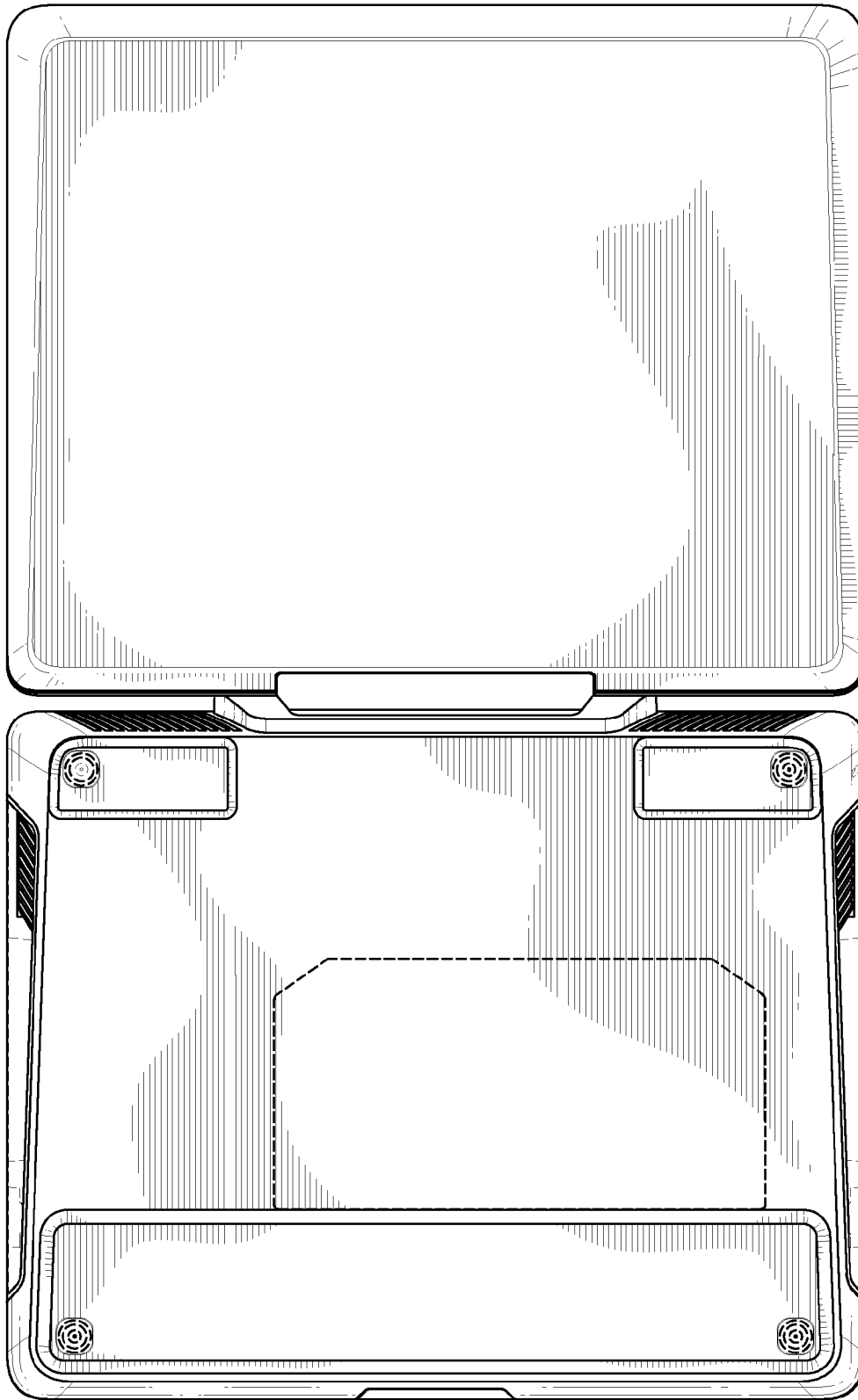


FIG. 7

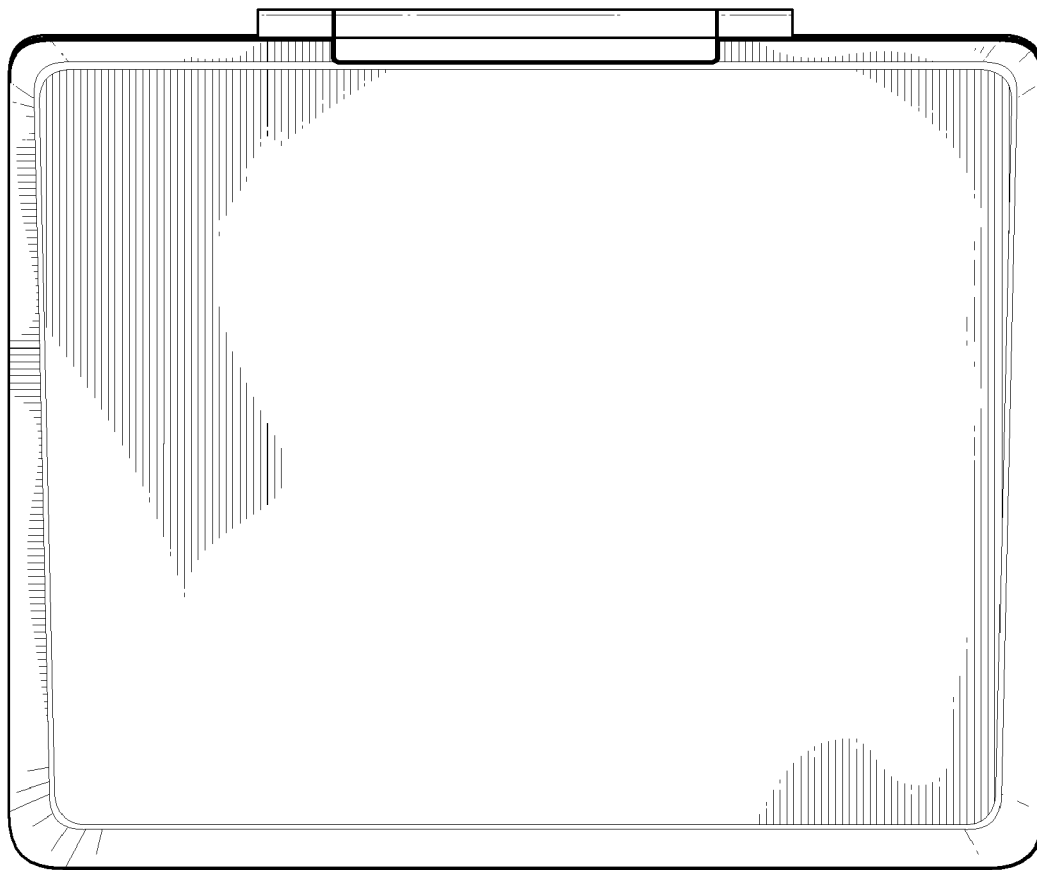


FIG.8