



US00D502703S

(12) **United States Design Patent**
Tsujimoto et al.

(10) **Patent No.:** **US D502,703 S**

(45) **Date of Patent:** **** Mar. 8, 2005**

- (54) **PERSONAL DIGITAL ASSISTANT**
- (75) Inventors: **Taiji Tsujimoto**, Osaka-fu (JP); **Tamaki Hidetoshi**, Nara-ken (JP)
- (73) Assignee: **Sharp Kabushiki Kaisha**, Osaka (JP)
- (**) Term: **14 Years**

Primary Examiner—Freda S. Nunn
(74) *Attorney, Agent, or Firm*—Nixon & Vanderhye P.C.

(57) **CLAIM**

The ornamental design for a “personal digital assistant,” as shown and described.

DESCRIPTION

- (21) Appl. No.: **29/202,689**
- (22) Filed: **Apr. 5, 2004**
- (51) **LOC (7) Cl.** **14-02**
- (52) **U.S. Cl.** **D14/346**
- (58) **Field of Search** D14/341–346;
D18/1, 2, 7; 235/145 A, 145 R; 341/22,
23; 345/156, 168, 169, 172, 173, 87; 361/680–686;
D10/65


FIG. 1 is a top front and right side perspective view of a personal digital assistant according to our design;
 FIG. 2 is a front elevational view thereof;
 FIG. 3 is a rear elevational view thereof;
 FIG. 4 is a left side elevational view thereof;
 FIG. 5 is a right side elevational view thereof;
 FIG. 6 is a bottom plan view thereof;
 FIG. 7 is a top plan view thereof;
 FIG. 8 is a view similar to FIG. 1 illustrating the keyboard cover in an open condition;
 FIG. 9 is a front elevational view thereof;
 FIG. 10 is a rear elevational view thereof;
 FIG. 11 is a left side elevational view thereof; and,
 FIG. 12 is a right side elevational view thereof.
 Bottom and top views of the personal digital assistant hereof in the open condition of FIGS. 8–12 are identical to the bottom and top views thereof illustrating FIGS. 6 and 7 respectively.

(56) **References Cited**
U.S. PATENT DOCUMENTS

D359,920 S	*	7/1995	Sakamoto	D10/65
D436,591 S	*	1/2001	Abston et al.	D14/341
D454,349 S		3/2002	Makidera et al.		
D460,448 S	*	7/2002	Matsumoto	D14/346
D461,185 S	*	8/2002	Ando	D14/341
D464,963 S		10/2002	Nishida		
D465,219 S		11/2002	Tamaki et al.		

* cited by examiner

1 Claim, 9 Drawing Sheets



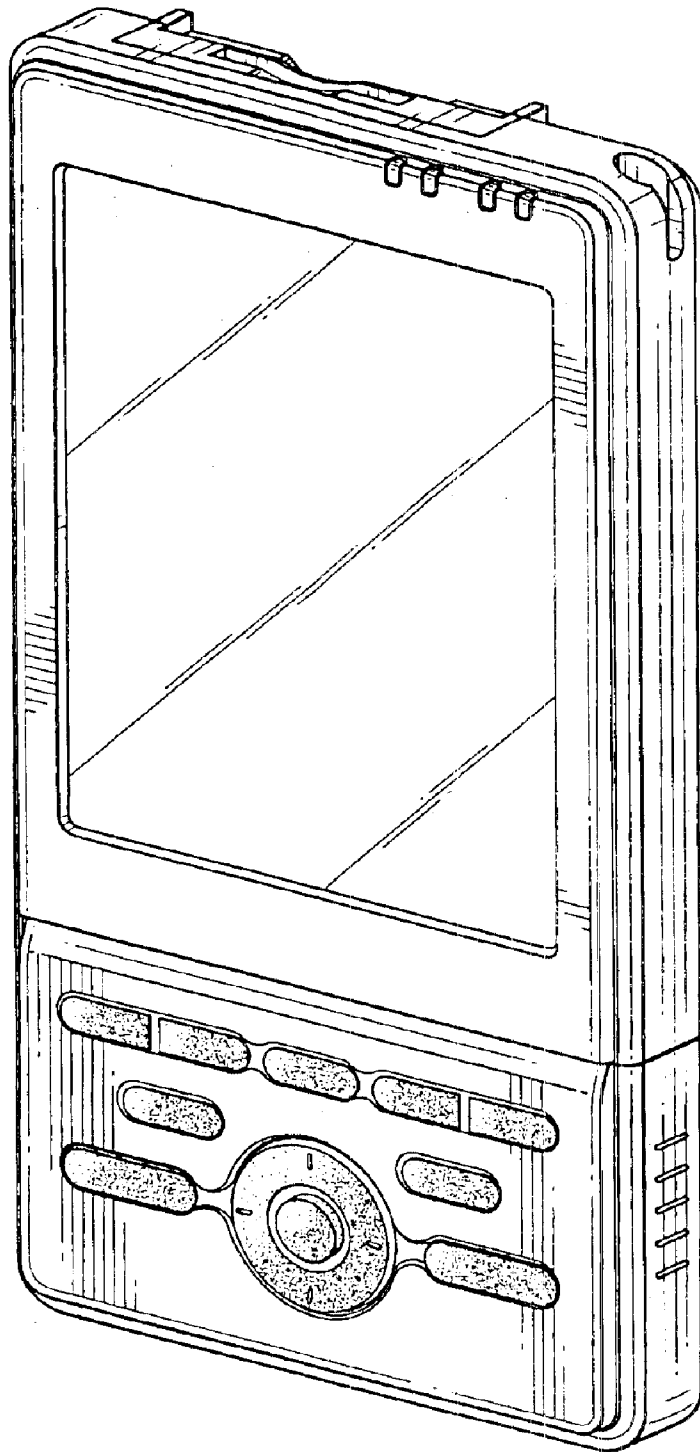


Fig. 1




Fig. 2




Fig. 3




Fig. 4

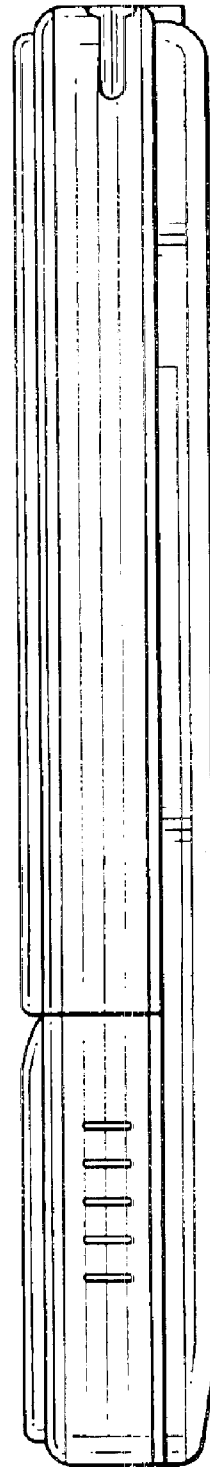


Fig. 5

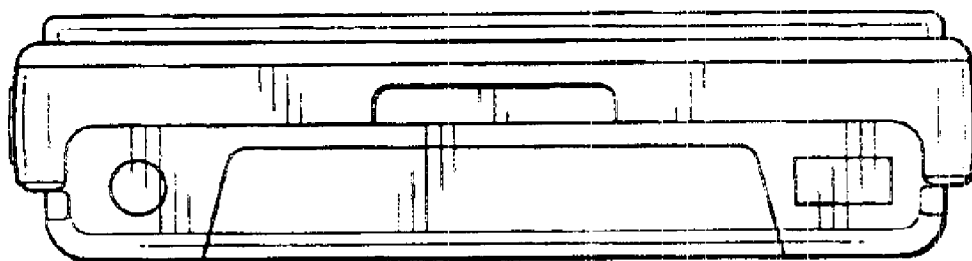


Fig. 6

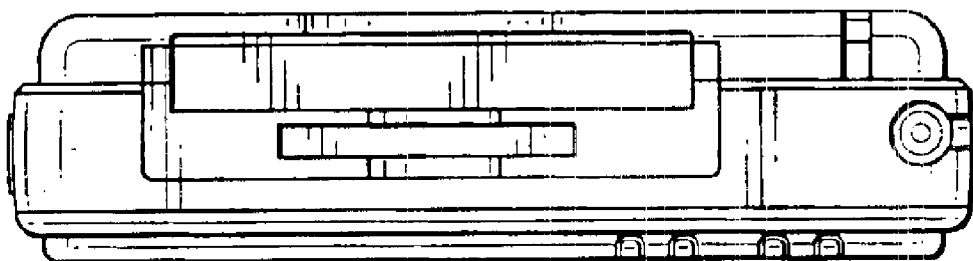


Fig. 7

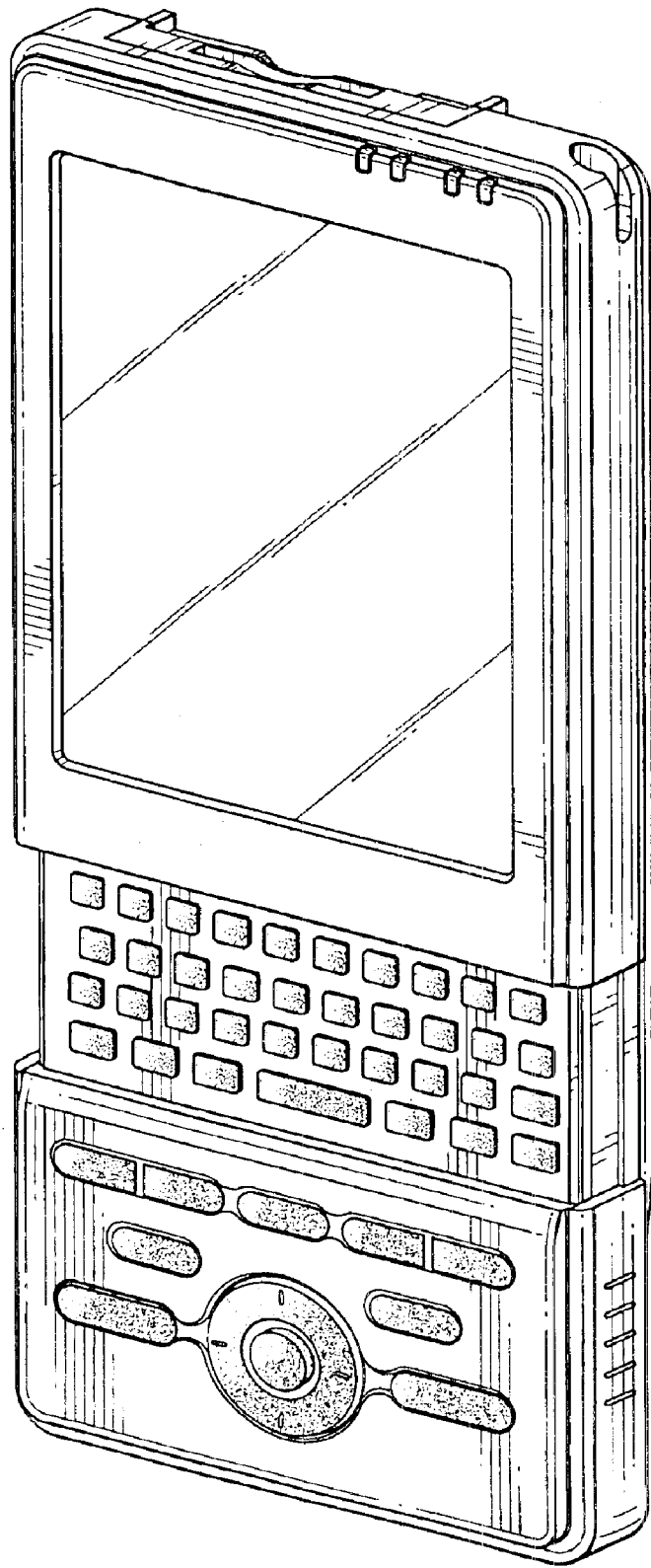


Fig. 8

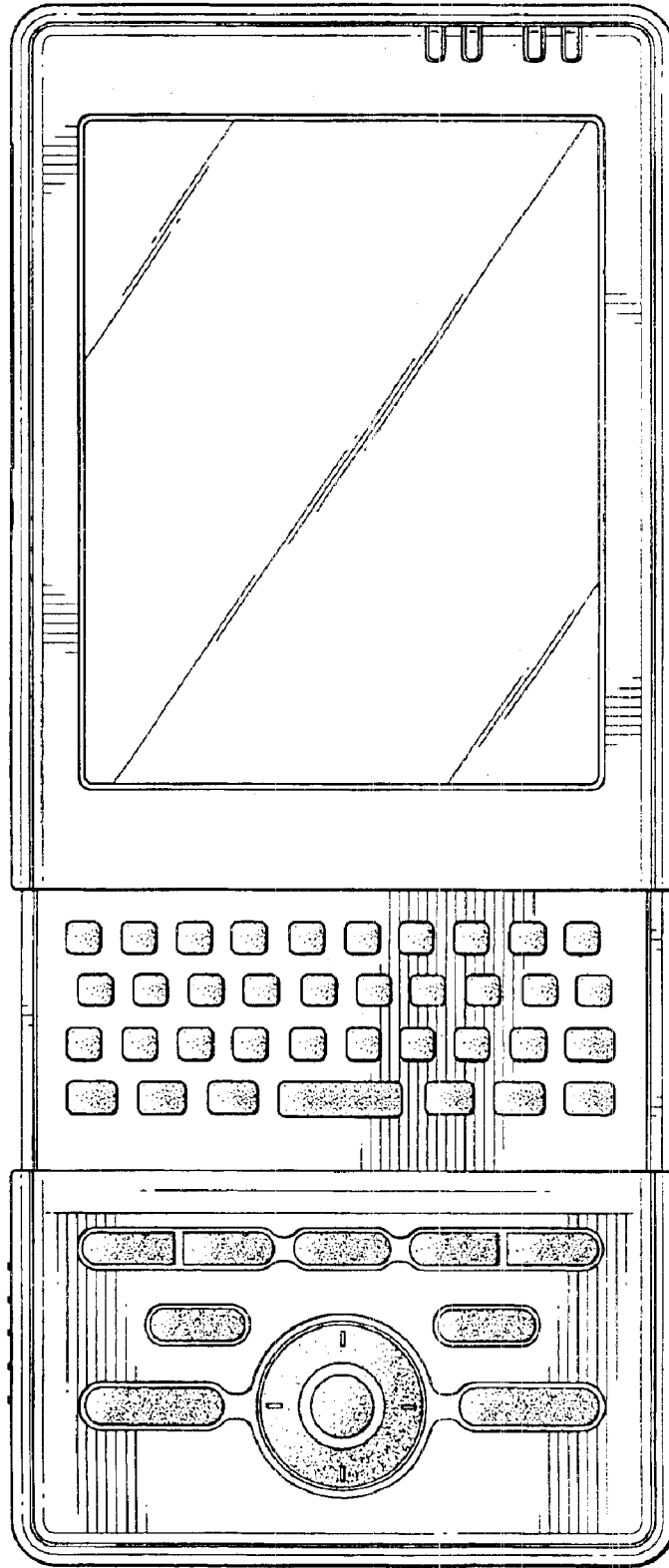


Fig. 9




Fig. 10



Fig. 11




Fig. 12