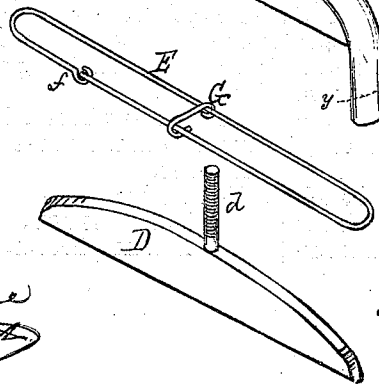
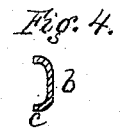
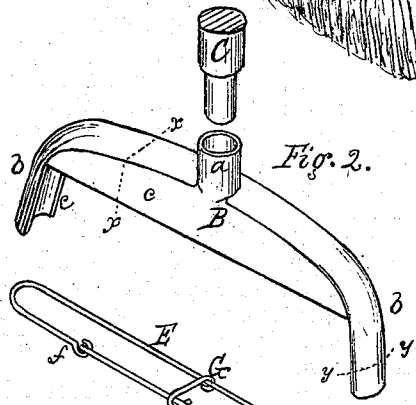
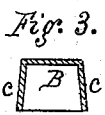
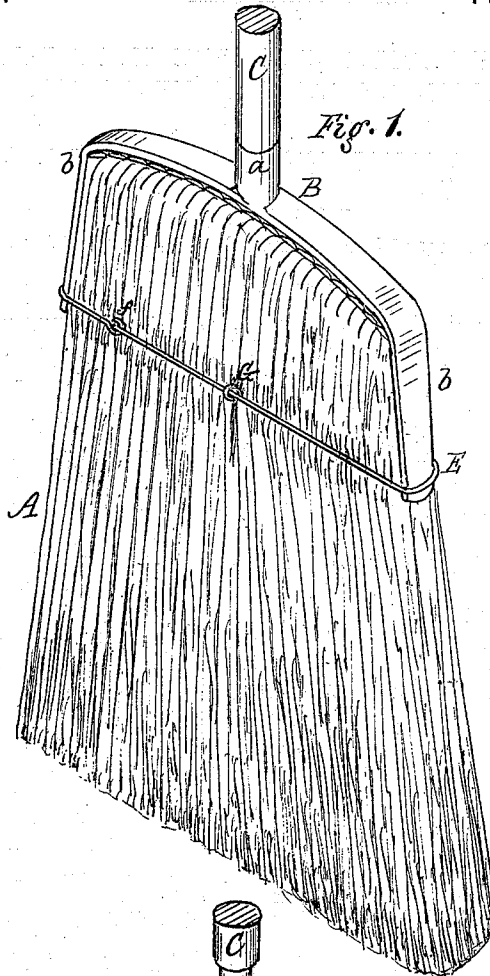


WILLIAM D MERICK.
Improvement in Broom Clamps.

No. 125,603.

Patented April 9, 1872.



Witnesses.
Archibald Baine
Fredd A. Galt

Wm D Merick
Inventor.
per Burke, Fraser & Ogden,
Attorneys

UNITED STATES PATENT OFFICE.

WILLIAM D. MERICK, OF ROCHESTER, ASSIGNOR TO HIMSELF AND C. C. BROWNELL, OF CARLTON, NEW YORK.

IMPROVEMENT IN BROOM-CLAMPS.

Specification forming part of Letters Patent No. 125,603, dated April 9, 1872.

Specification describing a certain Improvement in Broom-Clamps, invented by WILLIAM D. MERICK, of the city of Rochester, in the county of Monroe and State of New York.

My invention consists in the construction and arrangement of the clamping devices, whereby the edges, as well as the top of the broom, are clamped and held in position, as hereinafter described.

In the drawing, Figure 1 is a perspective view of a broom with my improvement applied; Fig. 2, a perspective view of the several parts of the clamping device separated; Figs. 3 and 4, sections in lines *x x* and *y y*, respectively.

A represents the broom, which is of ordinary form. The clamp-head B consists of a socket, *a*, which fits upon the handle C, and thin and yielding straps *b b*, which extend over the top of the broom and down each edge, about one-third of the length of the same, more or less, as shown in Fig. 1. This head is preferably made of malleable iron or brass to secure the desired flexibility and spring; but may be made of any desired material adapted to the purpose. D is the follower or clamp, which draws up beneath the clamp-head to hold the broom-stuff in place. It has a screw-shank, *d*, which screws into the end of the handle, within the socket *a*, to produce the clamping action to the upper part or top of the broom. E is a wire loop or link, united by a hook and eye, *f*. This simply slips over the top of the broom and clamps the edge straps *b b* up against the edge of the broom. It also serves to stiffen the upper part of the broom and give it strength. G is a hook, which passes from one side to the other of the loop E through the center of the broom-head. One or both ends of the hook is made open, so as to be readily engaged or disengaged.

The method of forming the broom is as follows: The clamp-head B is inverted, and the heads or butts of the broom-corn are laid cross-

wise, overlapping each other, with the broom ends pointing outward each way. The handle is then turned, drawing the follower D up to place to clamp the stuff. The broom ends on each side are then bent down toward each other, and the wire loop E is slipped over the head, thereby bringing the broom-stuff into place, and at the same time clamping the straps *b b* closely to the edges. The hook G is then passed through the broom, connecting both sides of the loop at the center.

An important feature in this invention is the flexible straps *b b*, by which the edges are clamped. This prevents escape at the sides and gives a solid body at that point. It also serves as a shield to the edges of the broom, which are much exposed. It is far more effective than a whole socket which comes down to inclose the top of the broom, as in the old form of portable brooms, since it secures and stiffens the edges, while the central portion is left open nearly or quite to the top, which allows a yielding action to the whole length of the broom that is desirable in sweeping.

An objection to the old form is that too much of the top of the broom is stiffened, which destroys its elasticity. Being made of malleable iron, or some other spring metal, the edge straps *b b* will always clamp properly in place and form a secure fastening.

What I claim, and desire to secure by Letters Patent, is—

The clamp-head B, provided with the flexible edge straps *b b*, when combined with the follower D, wire loop E, and cross-hook G for clamping and holding a broom-head, as herein described.

In witness whereof I have hereunto signed my name in the presence of two subscribing witnesses.

Witnesses:

R. F. OSGOOD,
ARCHIE BAINE.

W. D. MERICK.