



US00D436005S

(12) **United States Design Patent** (10) **Patent No.:** **US D436,005 S**
Lion et al. (45) **Date of Patent:** **** Jan. 9, 2001**

(54) **HANDLE FOR A KITCHEN IMPLEMENT**

916,460 * 3/1909 Langas D7/695 X
3,186,088 * 6/1965 Lingenfelter D7/695 X

(75) Inventors: **Mathieu Lion**, Malakoff; **Lucas Bignon**, Suresnes, both of (FR)

* cited by examiner

(73) Assignee: **Duotrade Trading, LDA**, Paris (FR)

Primary Examiner—Terry A. Wallace

(**) Term: **14 Years**

(74) *Attorney, Agent, or Firm*—Kenyon & Kenyon

(21) Appl. No.: **29/101,833**

(57) **CLAIM**

(22) Filed: **Mar. 11, 1999**

The ornamental design for a handle for a kitchen implement, as shown and described.

Related U.S. Application Data

DESCRIPTION

(62) Division of application No. 29/081,726, filed on Jan. 8, 1998, now Pat. No. Des. 420,867.

FIG. 1 is a side elevation view of a handle for a kitchen implement showing our new design;

(51) **LOC (7) Cl.** **07-04**

FIG. 2 is a top plan view thereof;

(52) **U.S. Cl.** **D7/693; D7/395**

FIG. 3 is a bottom plan view thereof;

(58) **Field of Search** D7/682-695, 395, D7/401.2; 30/123.5, 279.4, 279.6, 280, 113.3, 123.7; 16/110 R, 114 R, 116 R, 110 A

FIG. 4 is a rear elevation view thereof; and,

FIG. 5 is a front elevation view thereof.

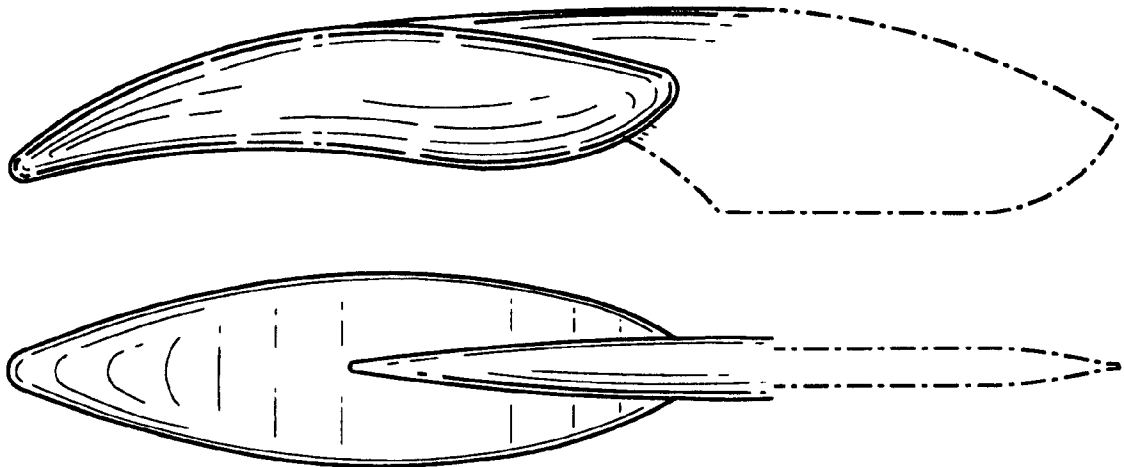
The broken line illustration in the drawing disclosure is not part of the design sought to be patented.

(56) **References Cited**

U.S. PATENT DOCUMENTS

D. 172,235 * 5/1954 Marino D7/695

1 Claim, 1 Drawing Sheet






FIG. 1

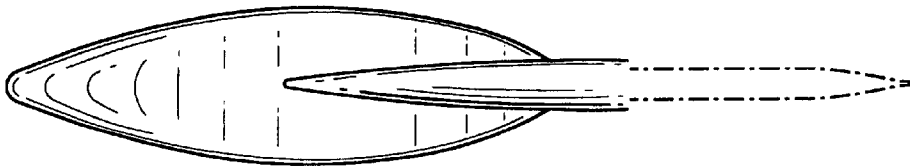


FIG. 2

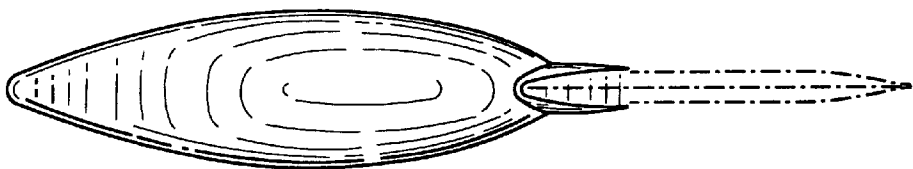


FIG. 3



FIG. 4

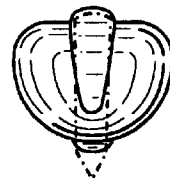


FIG. 5