



US00D581593S

(12) **United States Design Patent**
Rhoad

(10) **Patent No.:** **US D581,593 S**

(45) **Date of Patent:** **** Nov. 25, 2008**

(54) **SAFETY RAZOR HANDLE**

D500,888 S * 1/2005 Gray D28/45

(75) Inventor: **Wes Rhoad**, Hamden, CT (US)

* cited by examiner

(73) Assignee: **Eveready Battery Company, Inc.**, St. Louis, MO (US)

Primary Examiner—Jennifer Rivard

(74) *Attorney, Agent, or Firm*—Michaud-Duffy Group LLP

(**) Term: **14 Years**

(57) **CLAIM**

(21) Appl. No.: **29/289,513**

I claim the ornamental design for the safety razor handle, as shown and described.

(22) Filed: **Jul. 24, 2007**

(51) **LOC (8) Cl.** **28-03**

(52) **U.S. Cl.** **D28/48**

(58) **Field of Classification Search** D28/44–54;
30/30, 32, 34.05, 34.1, 34.2, 41–41.9, 44–45,
30/43–43.92, 47–51, 57–58, 346.5–346.61,
30/526–527, 532, 533, 537–540

See application file for complete search history.

DESCRIPTION

FIG. 1 is a top perspective view of the safety razor handle.
FIG. 2 is a bottom perspective view of the safety razor handle.
FIG. 3 is a back view of the safety razor handle.
FIG. 4 is a front view of the safety razor handle.
FIG. 5 is a left view of FIG. 4.
FIG. 6 is a right view of FIG. 4.
FIG. 7 is an upper end view of FIG. 4; and,
FIG. 8 is a lower end view of FIG. 4.

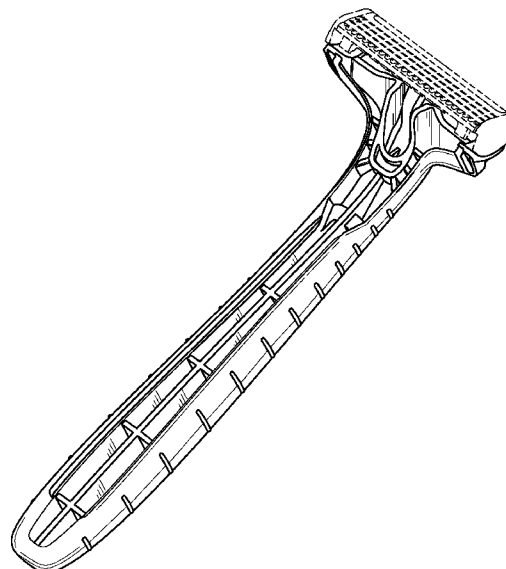
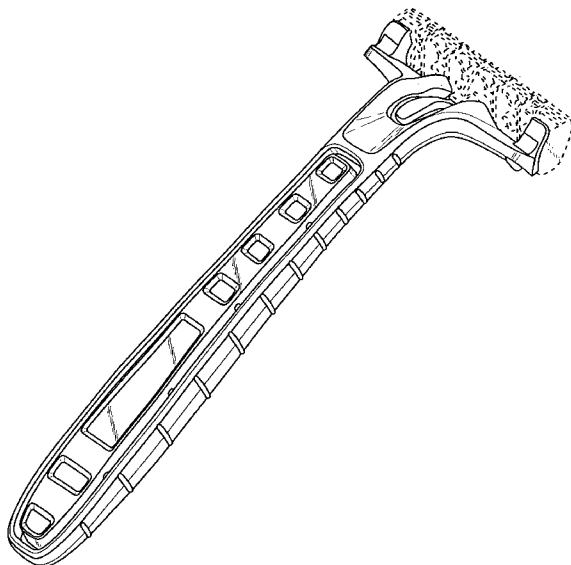
The straight broken lines which connect the ends of existing full lines define the claimed design. All other broken lines are for illustrative purposes only. None of the broken lines form a part of the claimed design.

(56) **References Cited**

U.S. PATENT DOCUMENTS

D254,692 S *	4/1980	Del Re	D28/46
D260,303 S *	8/1981	Wordtmann	D28/46
D279,824 S *	7/1985	Halm	D28/48
D389,272 S *	1/1998	Ryu	D28/46
D439,015 S *	3/2001	Wonderley	D28/48
D475,484 S *	6/2003	Wonderley	D28/48
D486,266 S *	2/2004	Wonderley et al.	D28/46

1 Claim, 6 Drawing Sheets



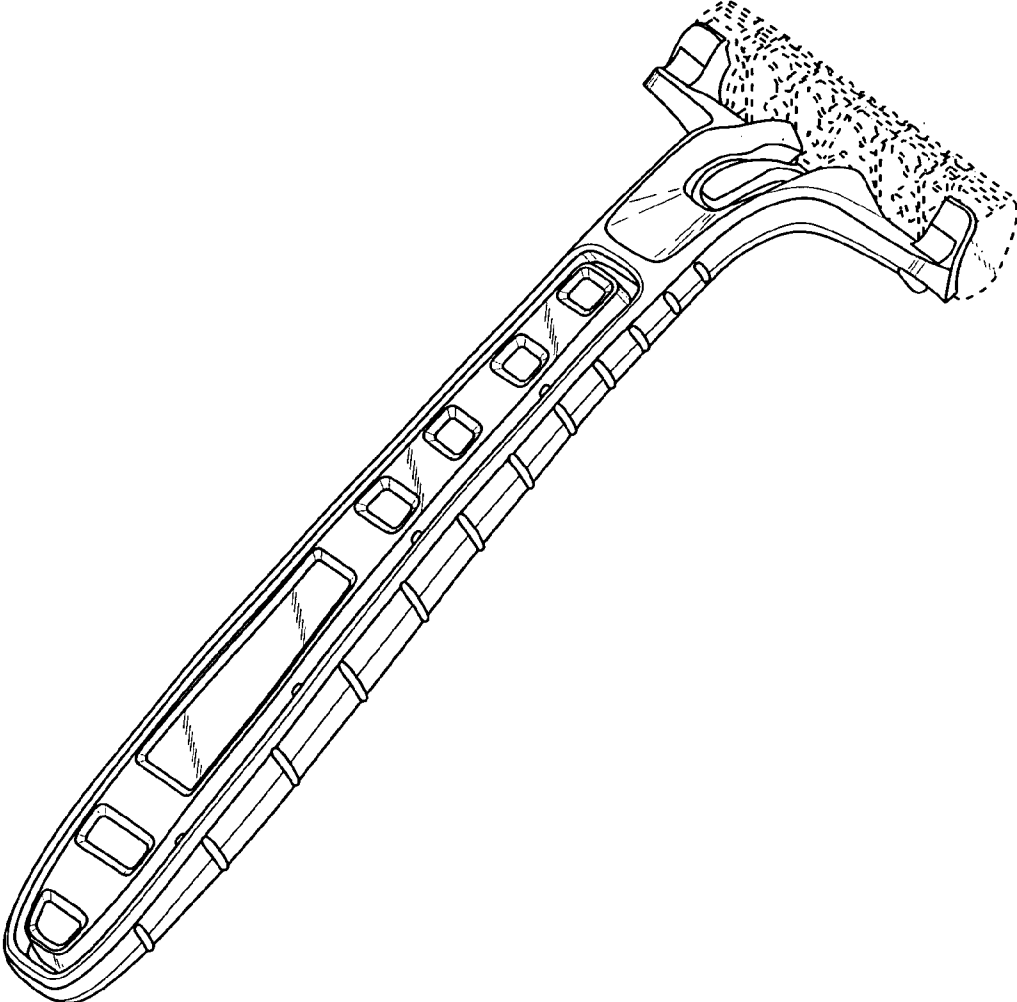


Fig. 1

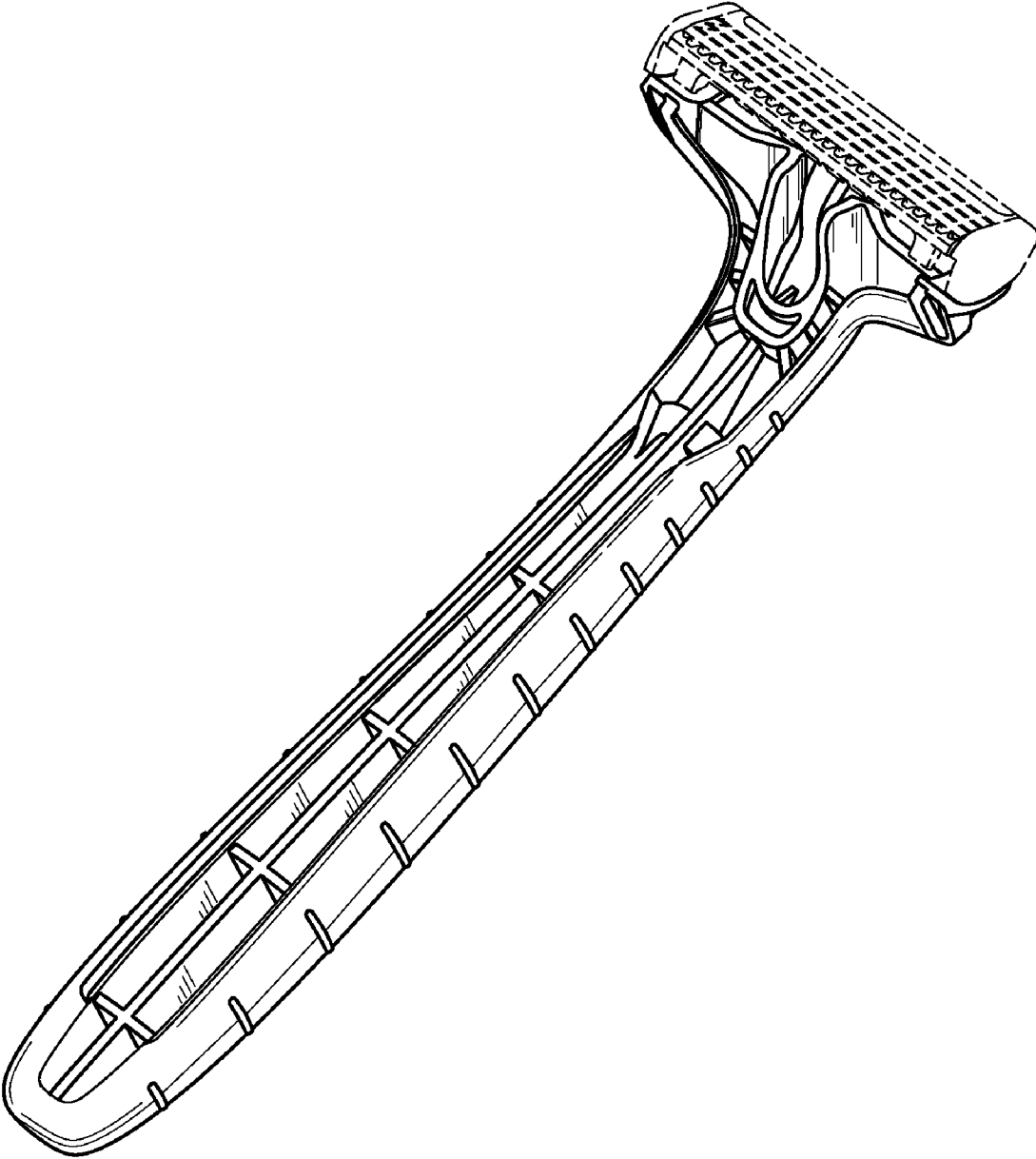


FIG. 2

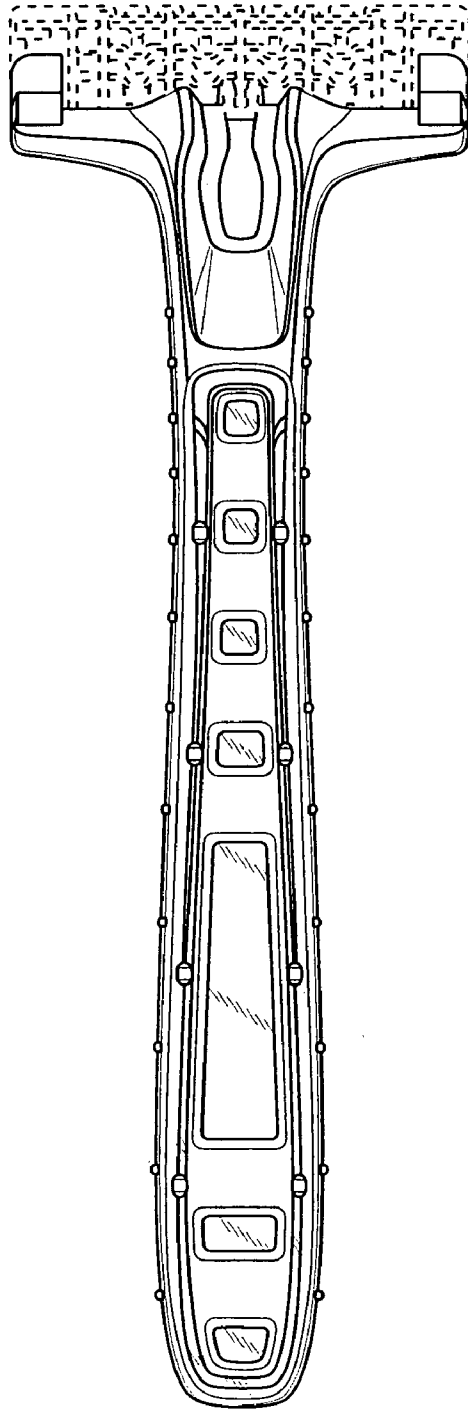


Fig. 3

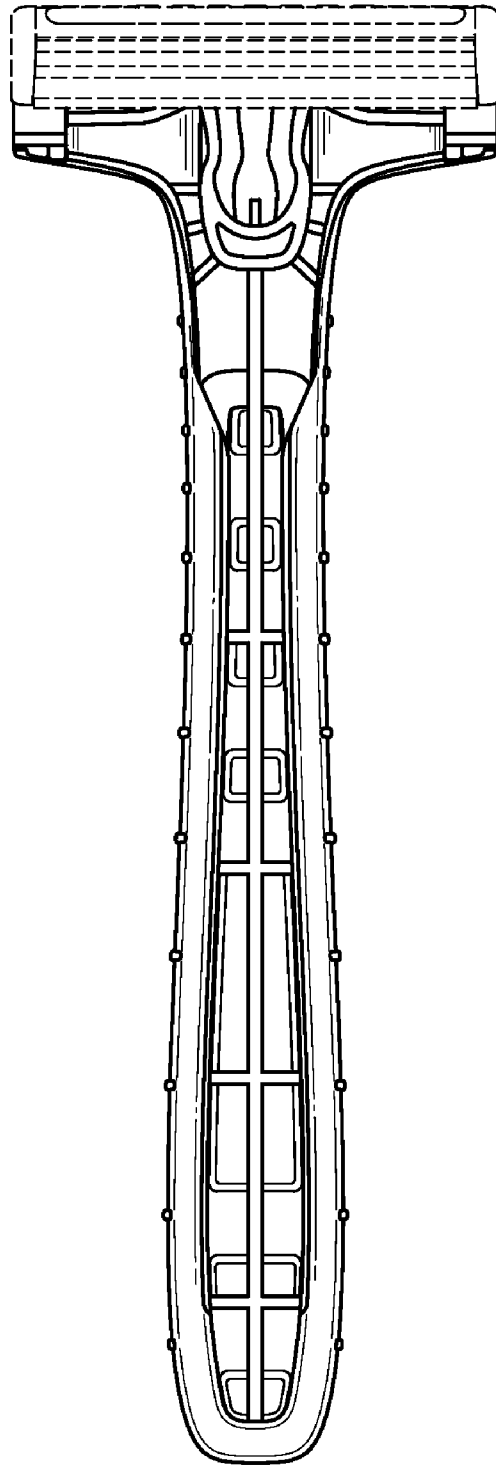


FIG. 4

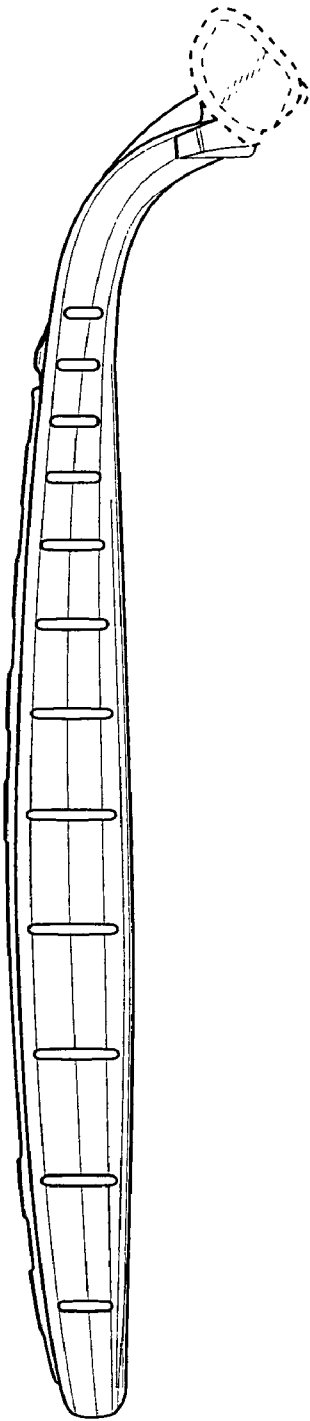


Fig. 5

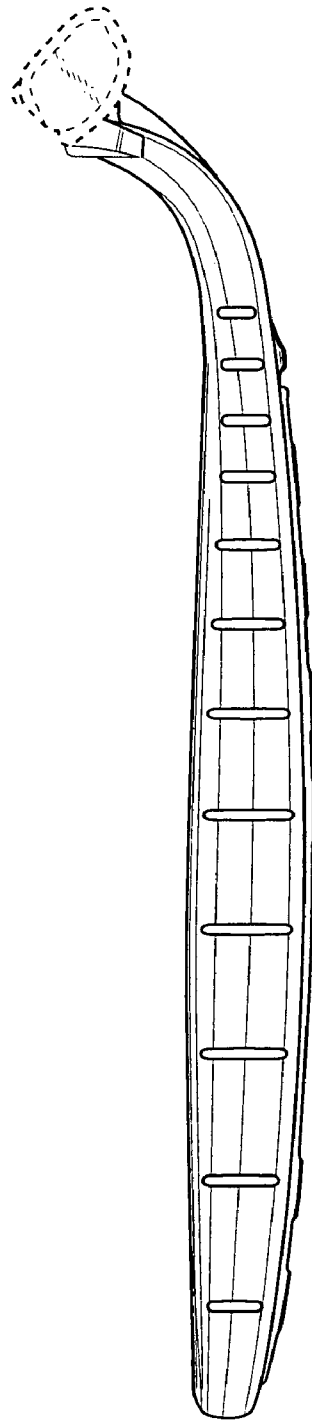


Fig. 6

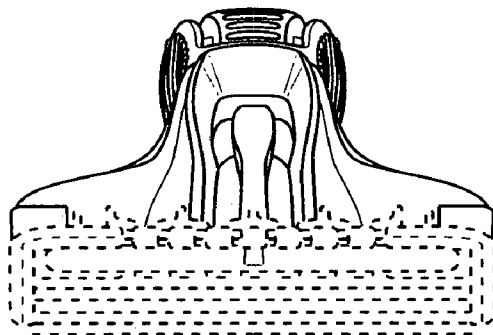


Fig. 7

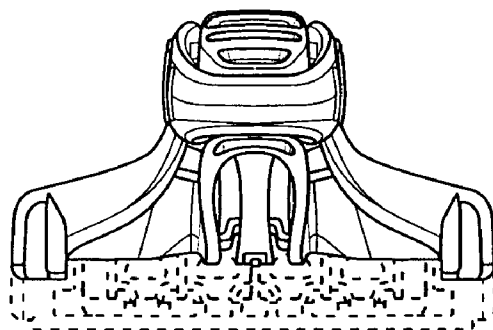


Fig. 8