



(51) International Patent Classification:

A61K 31/4725 (2006.01) C07D 217/00 (2006.01)

TR), OAPI (BF, BJ, CF, CG, CI, CM, GA, GN, GQ, GW, KM, ML, MR, NE, SN, TD, TG).

(21) International Application Number:

PCT/US2017/029805

Published:

— with international search report (Art. 21(3))

(22) International Filing Date:

27 April 2017 (27.04.2017)

(25) Filing Language:

English

(26) Publication Language:

English

(30) Priority Data:

62/328,255 27 April 2016 (27.04.2016) US

(71) Applicant: SAMUMED, LLC [US/US]; 9381 Judicial Drive, Suite 160, San Diego, CA 92121 (US).

(72) Inventors: KC, Sunil Kumar; 10504 Clasico Court, San Diego, CA 92127 (US). MAK, Chi Ching; 12057 World Trade Drive, Unit 3, San Diego, AZ 92128 (US). EAST-MAN, Brian, Walter; 10518 Caminito Pollo, San Diego, CA 92126 (US). CAO, Jianguo; 9898 Avenger Court, San Diego, CA 92126 (US). BOLLU, Venkataiah; 10715 Wexford St. #6, San Diego, CA 92131 (US). MITTAPALLI, Gopi Kumar; 4158 Decoro Street #47, San Diego, CA 92122 (US). CHIRUTA, Chandramouli; 4158 Decoro Street, Apt. 61, San Diego, CA 92122 (US).

(74) Agent: DORIGO, Andrea et al.; Fish & Richardson P.C., P.O. Box 1022, Minneapolis, MN 55440-1022 (US).

(81) Designated States (unless otherwise indicated, for every kind of national protection available): AE, AG, AL, AM, AO, AT, AU, AZ, BA, BB, BG, BH, BN, BR, BW, BY, BZ, CA, CH, CL, CN, CO, CR, CU, CZ, DE, DJ, DK, DM, DO, DZ, EC, EE, EG, ES, FI, GB, GD, GE, GH, GM, GT, HN, HR, HU, ID, IL, IN, IR, IS, JP, KE, KG, KH, KN, KP, KR, KW, KZ, LA, LC, LK, LR, LS, LU, LY, MA, MD, ME, MG, MK, MN, MW, MX, MY, MZ, NA, NG, NI, NO, NZ, OM, PA, PE, PG, PH, PL, PT, QA, RO, RS, RU, RW, SA, SC, SD, SE, SG, SK, SL, SM, ST, SV, SY, TH, TJ, TM, TN, TR, TT, TZ, UA, UG, US, UZ, VC, VN, ZA, ZM, ZW.

(84) Designated States (unless otherwise indicated, for every kind of regional protection available): ARIPO (BW, GH, GM, KE, LR, LS, MW, MZ, NA, RW, SD, SL, ST, SZ, TZ, UG, ZM, ZW), Eurasian (AM, AZ, BY, KG, KZ, RU, TJ, TM), European (AL, AT, BE, BG, CH, CY, CZ, DE, DK, EE, ES, FI, FR, GB, GR, HR, HU, IE, IS, IT, LT, LU, LV, MC, MK, MT, NL, NO, PL, PT, RO, RS, SE, SI, SK, SM,

(54) Title: ISOQUINOLIN-3-YL CARBOXAMIDES AND PREPARATION AND USE THEREOF

(57) Abstract: Isoquinoline compounds for treating various diseases and pathologies are disclosed. More particularly, the present invention concerns the use of an isoquinoline compound or analogs thereof, in the treatment of disorders characterized by the activation of Wnt pathway signaling (e.g., cancer, abnormal cellular proliferation, angiogenesis, fibrotic disorders, bone or cartilage diseases, and osteoarthritis), the modulation of cellular events mediated by Wnt pathway signaling, as well as genetic diseases and neurological conditions/disorders/diseases due to mutations or dysregulation of the Wnt pathway and/or of one or more of Wnt signaling components. Also provided are methods for treating Wnt-related disease states.



## ISOQUINOLIN-3-YL CARBOXAMIDES AND PREPARATION AND USE THEREOF

### RELATED APPLICATIONS

[001] This application claims the benefit of U.S. Provisional Application No. 62/328,255, filed April 27, 2016, which is incorporated herein by reference in its entirety.

### BACKGROUND

#### Technical Field

[002] This disclosure relates to inhibitors of one or more proteins in the Wnt pathway, including inhibitors of one or more Wnt proteins, and compositions comprising the same. More particularly, it concerns the use of an isoquinoline compound or salts or analogs thereof, in the treatment of disorders characterized by the activation of Wnt pathway signaling (e.g., cancer, abnormal cellular proliferation, angiogenesis, fibrotic disorders, bone or cartilage diseases, and osteoarthritis), the modulation of cellular events mediated by Wnt pathway signaling, as well as genetic diseases and neurological conditions/disorders/diseases due to mutations or dysregulation of the Wnt pathway and/or of one or more of Wnt signaling components. Also provided are methods for treating Wnt-related disease states.

#### Background

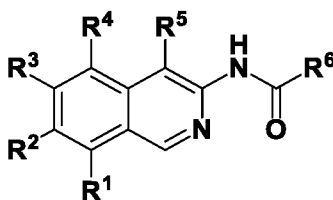
[003] The Wnt growth factor family includes more than 10 genes identified in the mouse and at least 19 genes identified in the human. Members of the Wnt family of signaling molecules mediate many short-and long-range patterning processes during invertebrate and vertebrate development. The Wnt signaling pathway is known for its role in the inductive interactions that regulate growth and differentiation, and it also plays roles in the homeostatic maintenance of post-embryonic tissue integrity. Wnt stabilizes cytoplasmic  $\beta$ -catenin, which stimulates the expression of genes including c-myc, c jun, fra-l, and cyclin D1. In addition, misregulation of Wnt signaling can cause developmental defects and is implicated in the genesis of several human cancers. The Wnt pathway has also been implicated in the maintenance of stem or progenitor cells in a growing list of adult tissues including skin, blood, gut, prostate, muscle, and the nervous system.

## SUMMARY

[004] The present disclosure provides methods and reagents, involving contacting a cell with an agent, such as an isoquinoline compound, in a sufficient amount to antagonize a Wnt activity, e.g., to reverse or control an aberrant growth state or correct a genetic disorder due to mutations in Wnt signaling components.

[005] Some embodiments disclosed herein include Wnt inhibitors containing an isoquinoline core. Other embodiments disclosed herein include pharmaceutical compositions and methods of treatment using these compounds.

[006] One embodiment disclosed herein includes a compound having the structure of Formula I:



I

as well as prodrugs and pharmaceutically acceptable salts thereof.

[007] In some embodiments of Formula (I):

R<sup>1</sup>, R<sup>2</sup>, R<sup>4</sup>, and R<sup>5</sup> are independently selected from the group consisting of H, halide, unsubstituted -(C<sub>1-3</sub> haloalkyl), and unsubstituted -(C<sub>1-3</sub> alkyl);

R<sup>3</sup> is a 5-membered heteroaryl optionally substituted with 1-4 R<sup>45</sup>;

R<sup>6</sup> is selected from the group consisting of -aryl substituted with 1-5 R<sup>36</sup> and a 6-membered heteroaryl optionally substituted with 1-6 R<sup>37</sup>;

each R<sup>36</sup> is independently selected from the group consisting of halide, unsubstituted -(C<sub>1-9</sub> alkyl), unsubstituted -(C<sub>2-9</sub> alkenyl), unsubstituted -(C<sub>2-9</sub> alkynyl), unsubstituted -(C<sub>1-9</sub> haloalkyl), -XR<sup>42</sup>, -C(O)N(R<sup>47</sup>)<sub>2</sub>, -(C<sub>1-4</sub> alkylene)<sub>p</sub>heterocyclyl optionally substituted with 1-10 R<sup>43</sup>, and -(C<sub>1-4</sub> alkylene)<sub>p</sub>carbocyclyl optionally substituted with 1-12 R<sup>44</sup>; wherein each -(C<sub>1-4</sub> alkylene) is, independently, optionally substituted with one or more substituents as defined anywhere herein;

each R<sup>37</sup> is independently selected from the group consisting of halide, unsubstituted -(C<sub>1-9</sub> alkyl), unsubstituted -(C<sub>2-9</sub> alkenyl), unsubstituted -(C<sub>2-9</sub> alkynyl), unsubstituted -(C<sub>1-9</sub> haloalkyl), -XR<sup>42</sup>, -C(O)N(R<sup>47</sup>)<sub>2</sub>, -(C<sub>1-4</sub> alkylene)<sub>p</sub>heterocyclyl optionally substituted with 1-10 R<sup>43</sup>, and -(C<sub>1-4</sub> alkylene)<sub>p</sub>carbocyclyl optionally substituted with 1-12 R<sup>44</sup>; wherein each -(C<sub>1-4</sub> alkylene) is, independently, optionally substituted with one or more substituents as defined anywhere herein;

each R<sup>38</sup> is independently selected from the group consisting of halide, unsubstituted -(C<sub>1-5</sub> alkyl), unsubstituted -(C<sub>2-5</sub> alkenyl), unsubstituted -(C<sub>2-5</sub> alkynyl), unsubstituted -(C<sub>1-5</sub> haloalkyl), -CN, and -(C<sub>1-4</sub> alkylene)<sub>p</sub>carbocyclyl optionally substituted with 1-12 R<sup>44</sup>; wherein each -(C<sub>1-4</sub> alkylene) is, independently, optionally substituted with one or more substituents as defined anywhere herein;

each R<sup>39</sup> is independently selected from the group consisting of halide, unsubstituted -(C<sub>1-5</sub> alkyl), unsubstituted -(C<sub>2-5</sub> alkenyl), unsubstituted -(C<sub>2-5</sub> alkynyl), unsubstituted -(C<sub>1-5</sub> haloalkyl), -CN, and -(C<sub>1-4</sub> alkylene)<sub>p</sub>carbocyclyl optionally substituted with 1-12 R<sup>44</sup>; wherein each -(C<sub>1-4</sub> alkylene) is, independently, optionally substituted with one or more substituents as defined anywhere herein;

each R<sup>40</sup> is independently selected from the group consisting of halide, unsubstituted -(C<sub>1-5</sub> alkyl), unsubstituted -(C<sub>2-5</sub> alkenyl), unsubstituted -(C<sub>2-5</sub> alkynyl), unsubstituted -(C<sub>1-5</sub> haloalkyl), -CN, and -(C<sub>1-4</sub> alkylene)<sub>p</sub>carbocyclyl optionally substituted with 1-12 R<sup>44</sup>; wherein each -(C<sub>1-4</sub> alkylene) is, independently, optionally substituted with one or more substituents as defined anywhere herein;

each R<sup>41</sup> is independently selected from the group consisting of halide, unsubstituted -(C<sub>1-5</sub> alkyl), unsubstituted -(C<sub>2-5</sub> alkenyl), unsubstituted -(C<sub>2-5</sub> alkynyl), unsubstituted -(C<sub>1-5</sub> haloalkyl), and -CN;

each R<sup>42</sup> is independently selected from the group consisting of unsubstituted -(C<sub>1-5</sub> alkyl), unsubstituted -(C<sub>2-5</sub> alkenyl), unsubstituted -(C<sub>2-5</sub> alkynyl), unsubstituted -(C<sub>1-5</sub> haloalkyl), -(C<sub>1-4</sub> alkylene)<sub>p</sub>aryl optionally substituted with 1-10 R<sup>46</sup>, -(C<sub>1-4</sub> alkylene)<sub>p</sub>heterocyclyl optionally substituted with 1-12 R<sup>43</sup>, and -(C<sub>1-4</sub> alkylene)<sub>p</sub>carbocyclyl optionally substituted with 1-12 R<sup>44</sup>; wherein each -(C<sub>1-4</sub> alkylene) is, independently, optionally substituted with one or more substituents as defined anywhere herein;

each R<sup>43</sup> is independently selected from the group consisting of halide, unsubstituted -(C<sub>1-5</sub> alkyl), unsubstituted -(C<sub>2-5</sub> alkenyl), unsubstituted -(C<sub>2-5</sub> alkynyl), unsubstituted -(C<sub>1-5</sub> haloalkyl), -CN, and -(C<sub>1-4</sub> alkylene)<sub>p</sub>carbocyclyl optionally substituted with 1-12 R<sup>44</sup>; wherein each -(C<sub>1-4</sub> alkylene) is, independently, optionally substituted with one or more substituents as defined anywhere herein;

each R<sup>44</sup> is independently selected from the group consisting of halide, unsubstituted -(C<sub>1-5</sub> alkyl), unsubstituted -(C<sub>2-5</sub> alkenyl), unsubstituted -(C<sub>2-5</sub> alkynyl), unsubstituted -(C<sub>1-5</sub> haloalkyl), and -CN;

each R<sup>45</sup> is independently selected from the group consisting of unsubstituted -(C<sub>1-9</sub> alkyl), unsubstituted -(C<sub>2-9</sub> alkenyl), unsubstituted -(C<sub>2-9</sub> alkynyl), unsubstituted -(C<sub>1-9</sub> haloalkyl), -(C<sub>1-4</sub>



alkylene)<sub>p</sub>heterocyclyl optionally substituted with 1-10 R<sup>38</sup>, and –carbocyclyl optionally substituted with 1-12 R<sup>39</sup>; wherein each –(C<sub>1-4</sub> alkylene) is, independently, optionally substituted with one or more substituents as defined anywhere herein;

alternatively, two adjacent R<sup>45</sup> taken together form a ring which is selected from the group consisting of –heterocyclyl optionally substituted with 1-10 R<sup>40</sup> and –carbocyclyl optionally substituted with 1-12 R<sup>41</sup>;

each R<sup>46</sup> is independently selected from the group consisting of halide, unsubstituted –(C<sub>1-5</sub> alkyl), unsubstituted –(C<sub>2-5</sub> alkenyl), unsubstituted –(C<sub>2-5</sub> alkynyl), unsubstituted –(C<sub>1-5</sub> haloalkyl), and –CN;

each R<sup>47</sup> is independently selected from the group consisting of unsubstituted –(C<sub>1-5</sub> alkyl), unsubstituted –(C<sub>2-5</sub> alkenyl), unsubstituted –(C<sub>2-5</sub> alkynyl), and unsubstituted –(C<sub>1-5</sub> haloalkyl);

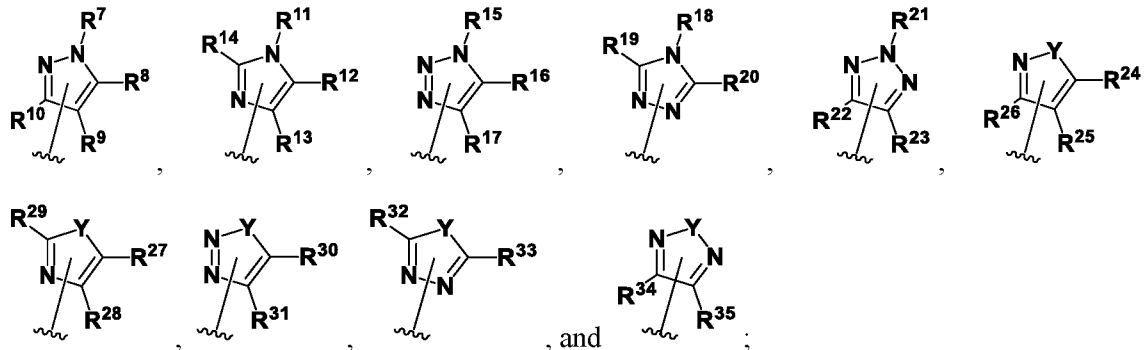
each X is selected from the group consisting of O, S, and NH; and

each p is independently 0 or 1.

[008] In another embodiment of Formula (I):

R<sup>1</sup>, R<sup>2</sup>, R<sup>4</sup>, and R<sup>5</sup> are independently selected from the group consisting of H, halide, unsubstituted –(C<sub>1-3</sub> haloalkyl), and unsubstituted –(C<sub>1-3</sub> alkyl);

R<sup>3</sup> is selected from the group consisting of:



wherein each of R<sup>7</sup>-R<sup>35</sup> is, independently, a substituent as defined anywhere herein or a single bond connecting R<sup>3</sup> to the isoquinoline ring; wherein only one of R<sup>7</sup>-R<sup>10</sup> (when present) is a bond, only one of R<sup>11</sup>-R<sup>14</sup> (when present) is a bond, only one of R<sup>15</sup>-R<sup>17</sup> (when present) is a bond, only one of R<sup>18</sup>-R<sup>20</sup> (when present) is a bond, only one of R<sup>21</sup>-R<sup>23</sup> (when present) is a bond, only one of R<sup>24</sup>-R<sup>26</sup> (when present) is a bond, only one of R<sup>27</sup>-R<sup>29</sup> (when present) is a bond, only one of R<sup>30</sup>-R<sup>31</sup> (when present) is a bond, only one of R<sup>32</sup>-R<sup>33</sup> (when present) is a bond, and only one of R<sup>34</sup>-R<sup>35</sup> (when present) is a bond; for purposes of clarification, any one of the nitrogen atoms attached to R<sup>7</sup>, R<sup>11</sup>, R<sup>15</sup>, R<sup>18</sup>, or R<sup>21</sup> can serve as the point of attachment of R<sup>3</sup> to the isoquinoline ring; likewise, any one of the carbon atoms attached to R<sup>8</sup>, R<sup>9</sup>, R<sup>10</sup>, R<sup>12</sup>, R<sup>13</sup>, R<sup>14</sup>, R<sup>16</sup>, R<sup>17</sup>, R<sup>19</sup>, R<sup>20</sup>,

$R^{22}$ ,  $R^{23}$ ,  $R^{24}$ ,  $R^{25}$ ,  $R^{26}$ ,  $R^{27}$ ,  $R^{28}$ ,  $R^{29}$ ,  $R^{30}$ ,  $R^{31}$ ,  $R^{32}$ ,  $R^{33}$ ,  $R^{34}$ , or  $R^{35}$  can serve as the point of attachment of  $R^3$  to the isoquinoline ring; so that:

when the nitrogen atom to which  $R^7$  is attached serves as the point of attachment of  $R^3$  to the isoquinoline ring, then  $R^7$  is a single bond connecting  $R^3$  to the isoquinoline ring;

when the carbon atom to which  $R^8$  is attached serves as the point of attachment of  $R^3$  to the isoquinoline ring, then  $R^8$  is a single bond connecting  $R^3$  to the isoquinoline ring;

when the carbon atom to which  $R^9$  is attached serves as the point of attachment of  $R^3$  to the isoquinoline ring, then  $R^9$  is a single bond connecting  $R^3$  to the isoquinoline ring;

when the carbon atom to which  $R^{10}$  is attached serves as the point of attachment of  $R^3$  to the isoquinoline ring, then  $R^{10}$  is a single bond connecting  $R^3$  to the isoquinoline ring;

when the nitrogen atom to which  $R^{11}$  is attached serves as the point of attachment of  $R^3$  to the isoquinoline ring, then  $R^{11}$  is a single bond connecting  $R^3$  to the isoquinoline ring;

when the carbon atom to which  $R^{12}$  is attached serves as the point of attachment of  $R^3$  to the isoquinoline ring, then  $R^{12}$  is a single bond connecting  $R^3$  to the isoquinoline ring;

when the carbon atom to which  $R^{13}$  is attached serves as the point of attachment of  $R^3$  to the isoquinoline ring, then  $R^{13}$  is a single bond connecting  $R^3$  to the isoquinoline ring;

when the carbon atom to which  $R^{14}$  is attached serves as the point of attachment of  $R^3$  to the isoquinoline ring, then  $R^{14}$  is a single bond connecting  $R^3$  to the isoquinoline ring;

when the nitrogen atom to which  $R^{15}$  is attached serves as the point of attachment of  $R^3$  to the isoquinoline ring, then  $R^{15}$  is a single bond connecting  $R^3$  to the isoquinoline ring;

when the carbon atom to which  $R^{16}$  is attached serves as the point of attachment of  $R^3$  to the isoquinoline ring, then  $R^{16}$  is a single bond connecting  $R^3$  to the isoquinoline ring;

when the carbon atom to which  $R^{17}$  is attached serves as the point of attachment of  $R^3$  to the isoquinoline ring, then  $R^{17}$  is a single bond connecting  $R^3$  to the isoquinoline ring;

when the nitrogen atom to which  $R^{18}$  is attached serves as the point of attachment of  $R^3$  to the isoquinoline ring, then  $R^{18}$  is a single bond connecting  $R^3$  to the isoquinoline ring;

when the carbon atom to which  $R^{19}$  is attached serves as the point of attachment of  $R^3$  to the isoquinoline ring, then  $R^{19}$  is a single bond connecting  $R^3$  to the isoquinoline ring;

when the carbon atom to which  $R^{20}$  is attached serves as the point of attachment of  $R^3$  to the isoquinoline ring, then  $R^{20}$  is a single bond connecting  $R^3$  to the isoquinoline ring;

when the nitrogen atom to which  $R^{21}$  is attached serves as the point of attachment of  $R^3$  to the isoquinoline ring, then  $R^{21}$  is a single bond connecting  $R^3$  to the isoquinoline ring;

when the carbon atom to which  $R^{22}$  is attached serves as the point of attachment of  $R^3$  to the isoquinoline ring, then  $R^{22}$  is a single bond connecting  $R^3$  to the isoquinoline ring;

when the carbon atom to which  $R^{23}$  is attached serves as the point of attachment of  $R^3$  to the isoquinoline ring, then  $R^{23}$  is a single bond connecting  $R^3$  to the isoquinoline ring;

when the carbon atom to which  $R^{24}$  is attached serves as the point of attachment of  $R^3$  to the isoquinoline ring, then  $R^{24}$  is a single bond connecting  $R^3$  to the isoquinoline ring;

when the carbon atom to which  $R^{25}$  is attached serves as the point of attachment of  $R^3$  to the isoquinoline ring, then  $R^{25}$  is a single bond connecting  $R^3$  to the isoquinoline ring;

when the carbon atom to which  $R^{26}$  is attached serves as the point of attachment of  $R^3$  to the isoquinoline ring, then  $R^{26}$  is a single bond connecting  $R^3$  to the isoquinoline ring;

when the carbon atom to which  $R^{27}$  is attached serves as the point of attachment of  $R^3$  to the isoquinoline ring, then  $R^{27}$  is a single bond connecting  $R^3$  to the isoquinoline ring;

when the carbon atom to which  $R^{28}$  is attached serves as the point of attachment of  $R^3$  to the isoquinoline ring, then  $R^{28}$  is a single bond connecting  $R^3$  to the isoquinoline ring;

when the carbon atom to which  $R^{29}$  is attached serves as the point of attachment of  $R^3$  to the isoquinoline ring, then  $R^{29}$  is a single bond connecting  $R^3$  to the isoquinoline ring;

when the carbon atom to which  $R^{30}$  is attached serves as the point of attachment of  $R^3$  to the isoquinoline ring, then  $R^{30}$  is a single bond connecting  $R^3$  to the isoquinoline ring;

when the carbon atom to which  $R^{31}$  is attached serves as the point of attachment of  $R^3$  to the isoquinoline ring, then  $R^{31}$  is a single bond connecting  $R^3$  to the isoquinoline ring;

when the carbon atom to which  $R^{32}$  is attached serves as the point of attachment of  $R^3$  to the isoquinoline ring, then  $R^{32}$  is a single bond connecting  $R^3$  to the isoquinoline ring;

when the carbon atom to which  $R^{33}$  is attached serves as the point of attachment of  $R^3$  to the isoquinoline ring, then  $R^{33}$  is a single bond connecting  $R^3$  to the isoquinoline ring;

when the carbon atom to which  $R^{34}$  is attached serves as the point of attachment of  $R^3$  to the isoquinoline ring, then  $R^{34}$  is a single bond connecting  $R^3$  to the isoquinoline ring;

when the carbon atom to which  $R^{35}$  is attached serves as the point of attachment of  $R^3$  to the isoquinoline ring, then  $R^{35}$  is a single bond connecting  $R^3$  to the isoquinoline ring;

$R^6$  is selected from the group consisting of  $\text{--aryl}$  substituted with 1-5  $R^{36}$  and a 6-membered heteroaryl optionally substituted with 1-6  $R^{37}$ ;

$R^7$  is selected from the group consisting of a single bond, H, unsubstituted  $\text{--(C}_{1-9}\text{ alkyl)}$ , unsubstituted  $\text{--(C}_{2-9}\text{ alkenyl)}$ , unsubstituted  $\text{--(C}_{2-9}\text{ alkynyl)}$ , unsubstituted  $\text{--(C}_{1-9}\text{ haloalkyl)}$ ,  $\text{--(C}_{1-4}\text{ alkylene)}_p$ , heterocyclyl optionally substituted with 1-10  $R^{38}$ , and  $\text{--carbocyclyl}$  optionally substituted with 1-12  $R^{39}$ ; wherein  $\text{--(C}_{1-4}\text{ alkylene)}$  is optionally substituted with one or more substituents as defined anywhere herein;

R<sup>8</sup>, R<sup>9</sup>, and R<sup>10</sup> are independently selected from the group consisting of a single bond, H, halide, unsubstituted -(C<sub>1-9</sub> alkyl), unsubstituted -(C<sub>2-9</sub> alkenyl), unsubstituted -(C<sub>2-9</sub> alkynyl), unsubstituted -(C<sub>1-9</sub> haloalkyl), -(C<sub>1-4</sub> alkylene)<sub>p</sub>heterocyclyl optionally substituted with 1-10 R<sup>38</sup>, and -carbocyclyl optionally substituted with 1-12 R<sup>39</sup>; wherein each -(C<sub>1-4</sub> alkylene) is, independently, optionally substituted with one or more substituents as defined anywhere herein;

alternatively, one of R<sup>7</sup> and R<sup>8</sup>, R<sup>8</sup> and R<sup>9</sup>, or R<sup>9</sup> and R<sup>10</sup> are taken together to form a ring which is selected from the group consisting of -heterocyclyl optionally substituted with 1-10 R<sup>40</sup> and -carbocyclyl optionally substituted with 1-12 R<sup>41</sup>;

R<sup>11</sup> is selected from the group consisting of a single bond, H, unsubstituted -(C<sub>1-9</sub> alkyl), unsubstituted -(C<sub>2-9</sub> alkenyl), unsubstituted -(C<sub>2-9</sub> alkynyl), unsubstituted -(C<sub>1-9</sub> haloalkyl), -(C<sub>1-4</sub> alkylene)<sub>p</sub>heterocyclyl optionally substituted with 1-10 R<sup>38</sup>, and -carbocyclyl optionally substituted with 1-12 R<sup>39</sup>; wherein -(C<sub>1-4</sub> alkylene) is optionally substituted with one or more substituents as defined anywhere herein;

R<sup>12</sup>, R<sup>13</sup>, and R<sup>14</sup> are independently selected from the group consisting of a single bond, H, halide, unsubstituted -(C<sub>1-9</sub> alkyl), unsubstituted -(C<sub>2-9</sub> alkenyl), unsubstituted -(C<sub>2-9</sub> alkynyl), unsubstituted -(C<sub>1-9</sub> haloalkyl), -(C<sub>1-4</sub> alkylene)<sub>p</sub>heterocyclyl optionally substituted with 1-10 R<sup>38</sup>, and -carbocyclyl optionally substituted with 1-12 R<sup>39</sup>; wherein each -(C<sub>1-4</sub> alkylene) is, independently, optionally substituted with one or more substituents as defined anywhere herein;

alternatively, one of R<sup>11</sup> and R<sup>12</sup>, R<sup>12</sup> and R<sup>13</sup>, or R<sup>14</sup> and R<sup>11</sup> are taken together to form a ring which is selected from the group consisting of -heterocyclyl optionally substituted with 1-10 R<sup>40</sup> and -carbocyclyl optionally substituted with 1-12 R<sup>41</sup>;

R<sup>15</sup> is selected from the group consisting of a single bond, H, unsubstituted -(C<sub>1-9</sub> alkyl), unsubstituted -(C<sub>2-9</sub> alkenyl), unsubstituted -(C<sub>2-9</sub> alkynyl), unsubstituted -(C<sub>1-9</sub> haloalkyl), -(C<sub>1-4</sub> alkylene)<sub>p</sub>heterocyclyl optionally substituted with 1-10 R<sup>38</sup>, and -carbocyclyl optionally substituted with 1-12 R<sup>39</sup>; wherein -(C<sub>1-4</sub> alkylene) is optionally substituted with one or more substituents as defined anywhere herein;

R<sup>16</sup> and R<sup>17</sup> are independently selected from the group consisting of a single bond, H, halide, unsubstituted -(C<sub>1-9</sub> alkyl), unsubstituted -(C<sub>2-9</sub> alkenyl), unsubstituted -(C<sub>2-9</sub> alkynyl), unsubstituted -(C<sub>1-9</sub> haloalkyl), -(C<sub>1-4</sub> alkylene)<sub>p</sub>heterocyclyl optionally substituted with 1-10 R<sup>38</sup>, and -carbocyclyl optionally substituted with 1-12 R<sup>39</sup>; wherein each -(C<sub>1-4</sub> alkylene) is, independently, optionally substituted with one or more substituents as defined anywhere herein;

alternatively, one of R<sup>15</sup> and R<sup>16</sup> or R<sup>16</sup> and R<sup>17</sup> are taken together to form a ring which is selected from the group consisting of -heterocyclyl optionally substituted with 1-10 R<sup>40</sup> and -carbocyclyl optionally substituted with 1-12 R<sup>41</sup>;

R<sup>18</sup> is selected from the group consisting of a single bond, H, unsubstituted  $-(C_{1-9} \text{ alkyl})$ , unsubstituted  $-(C_{2-9} \text{ alkenyl})$ , unsubstituted  $-(C_{2-9} \text{ alkynyl})$ , unsubstituted  $-(C_{1-9} \text{ haloalkyl})$ ,  $-(C_{1-4} \text{ alkylene})_p$ heterocyclyl optionally substituted with 1-10 R<sup>38</sup>, and  $-\text{carbocyclyl}$  optionally substituted with 1-12 R<sup>39</sup>; wherein  $-(C_{1-4} \text{ alkylene})$  is optionally substituted with one or more substituents as defined anywhere herein;

R<sup>19</sup> and R<sup>20</sup> are independently selected from the group consisting of a single bond, H, halide, unsubstituted  $-(C_{1-9} \text{ alkyl})$ , unsubstituted  $-(C_{2-9} \text{ alkenyl})$ , unsubstituted  $-(C_{2-9} \text{ alkynyl})$ , unsubstituted  $-(C_{1-9} \text{ haloalkyl})$ ,  $-(C_{1-4} \text{ alkylene})_p$ heterocyclyl optionally substituted with 1-10 R<sup>38</sup>, and  $-\text{carbocyclyl}$  optionally substituted with 1-12 R<sup>39</sup>; wherein each  $-(C_{1-4} \text{ alkylene})$  is, independently, optionally substituted with one or more substituents as defined anywhere herein;

alternatively, one of R<sup>18</sup> and R<sup>19</sup> or R<sup>18</sup> and R<sup>20</sup> are taken together to form a heterocyclyl optionally substituted with 1-10 R<sup>40</sup>;

R<sup>21</sup> is selected from the group consisting of a single bond, H, unsubstituted  $-(C_{1-9} \text{ alkyl})$ , unsubstituted  $-(C_{2-9} \text{ alkenyl})$ , unsubstituted  $-(C_{2-9} \text{ alkynyl})$ , unsubstituted  $-(C_{1-9} \text{ haloalkyl})$ ,  $-(C_{1-4} \text{ alkylene})_p$ heterocyclyl optionally substituted with 1-10 R<sup>38</sup>, and  $-\text{carbocyclyl}$  optionally substituted with 1-12 R<sup>39</sup>; wherein  $-(C_{1-4} \text{ alkylene})$  is optionally substituted with one or more substituents as defined anywhere herein;

R<sup>22</sup> and R<sup>23</sup> are independently selected from the group consisting of a single bond, H, halide, unsubstituted  $-(C_{1-9} \text{ alkyl})$ , unsubstituted  $-(C_{2-9} \text{ alkenyl})$ , unsubstituted  $-(C_{2-9} \text{ alkynyl})$ , unsubstituted  $-(C_{1-9} \text{ haloalkyl})$ ,  $-(C_{1-4} \text{ alkylene})_p$ heterocyclyl optionally substituted with 1-10 R<sup>38</sup>, and  $-\text{carbocyclyl}$  optionally substituted with 1-12 R<sup>39</sup>; wherein each  $-(C_{1-4} \text{ alkylene})$  is, independently, optionally substituted with one or more substituents as defined anywhere herein;

alternatively, R<sup>22</sup> and R<sup>23</sup> are taken together to form a ring which is selected from the group consisting of  $-\text{heterocyclyl}$  optionally substituted with 1-10 R<sup>40</sup> and  $-\text{carbocyclyl}$  optionally substituted with 1-12 R<sup>41</sup>;

R<sup>24</sup>, R<sup>25</sup>, and R<sup>26</sup> are independently selected from the group consisting of a single bond, H, halide, unsubstituted  $-(C_{1-9} \text{ alkyl})$ , unsubstituted  $-(C_{2-9} \text{ alkenyl})$ , unsubstituted  $-(C_{2-9} \text{ alkynyl})$ , unsubstituted  $-(C_{1-9} \text{ haloalkyl})$ ,  $-(C_{1-4} \text{ alkylene})_p$ heterocyclyl optionally substituted with 1-10 R<sup>38</sup>, and  $-\text{carbocyclyl}$  optionally substituted with 1-12 R<sup>39</sup>; wherein each  $-(C_{1-4} \text{ alkylene})$  is, independently, optionally substituted with one or more substituents as defined anywhere herein;

alternatively, one of R<sup>24</sup> and R<sup>25</sup> or R<sup>25</sup> and R<sup>26</sup> are taken together to form a ring which is selected from the group consisting of  $-\text{heterocyclyl}$  optionally substituted with 1-10 R<sup>40</sup> and  $-\text{carbocyclyl}$  optionally substituted with 1-12 R<sup>41</sup>;

$R^{27}$ ,  $R^{28}$ , and  $R^{29}$  are independently selected from the group consisting of a single bond, H, halide, unsubstituted  $-(C_{1-9} \text{ alkyl})$ , unsubstituted  $-(C_{2-9} \text{ alkenyl})$ , unsubstituted  $-(C_{2-9} \text{ alkynyl})$ , unsubstituted  $-(C_{1-9} \text{ haloalkyl})$ ,  $-(C_{1-4} \text{ alkylene})_p$  heterocyclyl optionally substituted with 1-10  $R^{38}$ , and  $-\text{carbocyclyl}$  optionally substituted with 1-12  $R^{39}$ ; wherein each  $-(C_{1-4} \text{ alkylene})$  is, independently, optionally substituted with one or more substituents as defined anywhere herein;

alternatively,  $R^{27}$  and  $R^{28}$  are taken together to form a ring which is selected from the group consisting of  $-\text{heterocyclyl}$  optionally substituted with 1-10  $R^{40}$  and  $-\text{carbocyclyl}$  optionally substituted with 1-12  $R^{41}$ ;

$R^{30}$  and  $R^{31}$  are independently selected from the group consisting of a single bond, H, halide, unsubstituted  $-(C_{1-9} \text{ alkyl})$ , unsubstituted  $-(C_{2-9} \text{ alkenyl})$ , unsubstituted  $-(C_{2-9} \text{ alkynyl})$ , unsubstituted  $-(C_{1-9} \text{ haloalkyl})$ ,  $-(C_{1-4} \text{ alkylene})_p$  heterocyclyl optionally substituted with 1-10  $R^{38}$ , and  $-\text{carbocyclyl}$  optionally substituted with 1-12  $R^{39}$ ; wherein each  $-(C_{1-4} \text{ alkylene})$  is, independently, optionally substituted with one or more substituents as defined anywhere herein;

alternatively,  $R^{30}$  and  $R^{31}$  are taken together to form a ring which is selected from the group consisting of  $-\text{heterocyclyl}$  optionally substituted with 1-10  $R^{40}$  and  $-\text{carbocyclyl}$  optionally substituted with 1-12  $R^{41}$ ;

$R^{32}$  and  $R^{33}$  are independently selected from the group consisting of a single bond, H, halide, unsubstituted  $-(C_{1-9} \text{ alkyl})$ , unsubstituted  $-(C_{2-9} \text{ alkenyl})$ , unsubstituted  $-(C_{2-9} \text{ alkynyl})$ , unsubstituted  $-(C_{1-9} \text{ haloalkyl})$ ,  $-(C_{1-4} \text{ alkylene})_p$  heterocyclyl optionally substituted with 1-10  $R^{38}$ , and  $-\text{carbocyclyl}$  optionally substituted with 1-12  $R^{39}$ ; wherein each  $-(C_{1-4} \text{ alkylene})$  is, independently, optionally substituted with one or more substituents as defined anywhere herein;

$R^{34}$  and  $R^{35}$  are independently selected from the group consisting of a single bond, H, halide, unsubstituted  $-(C_{1-9} \text{ alkyl})$ , unsubstituted  $-(C_{2-9} \text{ alkenyl})$ , unsubstituted  $-(C_{2-9} \text{ alkynyl})$ , unsubstituted  $-(C_{1-9} \text{ haloalkyl})$ ,  $-(C_{1-4} \text{ alkylene})_p$  heterocyclyl optionally substituted with 1-10  $R^{38}$ , and  $-\text{carbocyclyl}$  optionally substituted with 1-12  $R^{39}$ ; wherein each  $-(C_{1-4} \text{ alkylene})$  is, independently, optionally substituted with one or more substituents as defined anywhere herein;

alternatively,  $R^{34}$  and  $R^{35}$  are taken together to form a ring which is selected from the group consisting of  $-\text{heterocyclyl}$  optionally substituted with 1-10  $R^{40}$  and  $-\text{carbocyclyl}$  optionally substituted with 1-12  $R^{41}$ ;

each  $R^{36}$  is independently selected from the group consisting of halide, unsubstituted  $-(C_{1-9} \text{ alkyl})$ , unsubstituted  $-(C_{2-9} \text{ alkenyl})$ , unsubstituted  $-(C_{2-9} \text{ alkynyl})$ , unsubstituted  $-(C_{1-9} \text{ haloalkyl})$ ,  $-\text{XR}^{42}$ ,  $-\text{C}(\text{O})\text{N}(\text{R}^{47})_2$ ,  $-(C_{1-4} \text{ alkylene})_p$  heterocyclyl optionally substituted with 1-10  $R^{43}$ , and  $-(C_{1-4} \text{ alkylene})_p$  carbocyclyl optionally substituted with 1-12  $R^{44}$ ; wherein each  $-(C_{1-4} \text{ alkylene})$  is, independently, optionally substituted with one or more substituents as defined anywhere herein;

each R<sup>37</sup> is independently selected from the group consisting of halide, unsubstituted  $-(C_{1-9} \text{ alkyl})$ , unsubstituted  $-(C_{2-9} \text{ alkenyl})$ , unsubstituted  $-(C_{2-9} \text{ alkynyl})$ , unsubstituted  $-(C_{1-9} \text{ haloalkyl})$ ,  $-XR^{42}$ ,  $-C(O)N(R^{47})_2$ ,  $-(C_{1-4} \text{ alkylene})_p$ heterocyclyl optionally substituted with 1-10 R<sup>43</sup>, and  $-(C_{1-4} \text{ alkylene})_p$ carbocyclyl optionally substituted with 1-12 R<sup>44</sup>; wherein each  $-(C_{1-4} \text{ alkylene})$  is, independently, optionally substituted with one or more substituents as defined anywhere herein;

each R<sup>38</sup> is independently selected from the group consisting of halide, unsubstituted  $-(C_{1-5} \text{ alkyl})$ , unsubstituted  $-(C_{2-5} \text{ alkenyl})$ , unsubstituted  $-(C_{2-5} \text{ alkynyl})$ , unsubstituted  $-(C_{1-5} \text{ haloalkyl})$ ,  $-CN$ , and  $-(C_{1-4} \text{ alkylene})_p$ carbocyclyl optionally substituted with 1-12 R<sup>44</sup>; wherein each  $-(C_{1-4} \text{ alkylene})$  is, independently, optionally substituted with one or more substituents as defined anywhere herein;

each R<sup>39</sup> is independently selected from the group consisting of halide, unsubstituted  $-(C_{1-5} \text{ alkyl})$ , unsubstituted  $-(C_{2-5} \text{ alkenyl})$ , unsubstituted  $-(C_{2-5} \text{ alkynyl})$ , unsubstituted  $-(C_{1-5} \text{ haloalkyl})$ ,  $-CN$ , and  $-(C_{1-4} \text{ alkylene})_p$ carbocyclyl optionally substituted with 1-12 R<sup>44</sup>; wherein each  $-(C_{1-4} \text{ alkylene})$  is, independently, optionally substituted with one or more substituents as defined anywhere herein;

each R<sup>40</sup> is independently selected from the group consisting of halide, unsubstituted  $-(C_{1-5} \text{ alkyl})$ , unsubstituted  $-(C_{2-5} \text{ alkenyl})$ , unsubstituted  $-(C_{2-5} \text{ alkynyl})$ , unsubstituted  $-(C_{1-5} \text{ haloalkyl})$ ,  $-CN$ , and  $-(C_{1-4} \text{ alkylene})_p$ carbocyclyl optionally substituted with 1-12 R<sup>44</sup>; wherein each  $-(C_{1-4} \text{ alkylene})$  is, independently, optionally substituted with one or more substituents as defined anywhere herein;

each R<sup>41</sup> is independently selected from the group consisting of halide, unsubstituted  $-(C_{1-5} \text{ alkyl})$ , unsubstituted  $-(C_{2-5} \text{ alkenyl})$ , unsubstituted  $-(C_{2-5} \text{ alkynyl})$ , unsubstituted  $-(C_{1-5} \text{ haloalkyl})$ , and  $-CN$ ;

each R<sup>42</sup> is independently selected from the group consisting of unsubstituted  $-(C_{1-5} \text{ alkyl})$ , unsubstituted  $-(C_{2-5} \text{ alkenyl})$ , unsubstituted  $-(C_{2-5} \text{ alkynyl})$ , unsubstituted  $-(C_{1-5} \text{ haloalkyl})$ ,  $-(C_{1-4} \text{ alkylene})_p$ aryl optionally substituted with 1-10 R<sup>46</sup>,  $-(C_{1-4} \text{ alkylene})_p$ heterocyclyl optionally substituted with 1-12 R<sup>43</sup>, and  $-(C_{1-4} \text{ alkylene})_p$ carbocyclyl optionally substituted with 1-12 R<sup>44</sup>; wherein each  $-(C_{1-4} \text{ alkylene})$  is, independently, optionally substituted with one or more substituents as defined anywhere herein;

each R<sup>43</sup> is independently selected from the group consisting of halide, unsubstituted  $-(C_{1-5} \text{ alkyl})$ , unsubstituted  $-(C_{2-5} \text{ alkenyl})$ , unsubstituted  $-(C_{2-5} \text{ alkynyl})$ , unsubstituted  $-(C_{1-5} \text{ haloalkyl})$ ,  $-CN$ , and  $-(C_{1-4} \text{ alkylene})_p$ carbocyclyl optionally substituted with 1-12 R<sup>44</sup>; wherein each  $-(C_{1-4} \text{ alkylene})$  is, independently, optionally substituted with one or more substituents as defined anywhere herein;

each  $R^{44}$  is selected from the group consisting of halide, unsubstituted  $-(C_{1-5} \text{ alkyl})$ , unsubstituted  $-(C_{2-5} \text{ alkenyl})$ , unsubstituted  $-(C_{2-5} \text{ alkynyl})$ , unsubstituted  $-(C_{1-5} \text{ haloalkyl})$ , and  $-\text{CN}$ ;

each  $R^{46}$  is independently selected from the group consisting of halide, unsubstituted  $-(C_{1-5} \text{ alkyl})$ , unsubstituted  $-(C_{2-5} \text{ alkenyl})$ , unsubstituted  $-(C_{2-5} \text{ alkynyl})$ , unsubstituted  $-(C_{1-5} \text{ haloalkyl})$ , and  $-\text{CN}$ ;

each  $R^{47}$  is independently selected from the group consisting of unsubstituted  $-(C_{1-5} \text{ alkyl})$ , unsubstituted  $-(C_{2-5} \text{ alkenyl})$ , unsubstituted  $-(C_{2-5} \text{ alkynyl})$ , and unsubstituted  $-(C_{1-5} \text{ haloalkyl})$ ;

each X is selected from the group consisting of O, S, and NH;

each Y is selected from the group consisting of O and S; and

each p is independently 0 or 1.

**[009]** In another embodiment of Formula (I):

$R^1$ ,  $R^2$ ,  $R^4$ , and  $R^5$  are independently selected from the group consisting of H, halide, amino, unsubstituted  $-(C_{1-3} \text{ haloalkyl})$ , and unsubstituted  $-(C_{1-3} \text{ alkyl})$ ;

$R^3$  is a 5-membered heteroaryl optionally substituted with 1-4  $R^{45}$ ;

$R^6$  is selected from the group consisting of  $-\text{phenyl}$  substituted with 1-5  $R^{36}$ ,  $-(C_{1-3} \text{ alkylene})_p\text{pyridinyl}$  optionally substituted with 1-6  $R^{37}$ , and a 6-10 membered heteroaryl optionally substituted with 1-6  $R^{37}$ ; wherein the carbonyl of Formula I is attached to an aromatic ring of the heteroaryl; wherein  $-(C_{1-3} \text{ alkylene})$  is optionally substituted with one or more substituents as defined anywhere herein;

each  $R^{36}$  is independently selected from the group consisting of halide, unsubstituted  $-(C_{1-9} \text{ alkyl})$ , unsubstituted  $-(C_{2-9} \text{ alkenyl})$ , unsubstituted  $-(C_{2-9} \text{ alkynyl})$ , unsubstituted  $-(C_{1-9} \text{ haloalkyl})$ ,  $-\text{XR}^{42}$ ,  $-\text{C}(=\text{O})\text{N}(\text{R}^{47})_2$ ,  $-(C_{1-4} \text{ alkylene})_p\text{N}(\text{R}^{50})_2$ ,  $-(C_{1-4} \text{ alkylene})_p\text{heterocyclyl}$  optionally substituted with 1-10  $R^{43}$ , and  $-(C_{1-4} \text{ alkylene})_p\text{carbocyclyl}$  optionally substituted with 1-12  $R^{44}$ ; wherein each  $-(C_{1-4} \text{ alkylene})$  is, independently, optionally substituted with one or more substituents as defined anywhere herein;

each  $R^{37}$  is independently selected from the group consisting of halide, unsubstituted  $-(C_{1-9} \text{ alkyl})$ , unsubstituted  $-(C_{2-9} \text{ alkenyl})$ , unsubstituted  $-(C_{2-9} \text{ alkynyl})$ , unsubstituted  $-(C_{1-9} \text{ haloalkyl})$ ,  $-\text{XR}^{42}$ ,  $-\text{C}(=\text{O})\text{N}(\text{R}^{47})_2$ ,  $-(C_{1-4} \text{ alkylene})_p\text{N}(\text{R}^{50})_2$ ,  $-(C_{1-4} \text{ alkylene})_p\text{heterocyclyl}$  optionally substituted with 1-10  $R^{43}$ , and  $-(C_{1-4} \text{ alkylene})_p\text{carbocyclyl}$  optionally substituted with 1-12  $R^{44}$ ; wherein each  $-(C_{1-4} \text{ alkylene})$  is, independently, optionally substituted with one or more substituents as defined anywhere herein;

each  $R^{38}$  is independently selected from the group consisting of halide, unsubstituted  $-(C_{1-5} \text{ alkyl})$ , unsubstituted  $-(C_{2-5} \text{ alkenyl})$ , unsubstituted  $-(C_{2-5} \text{ alkynyl})$ , unsubstituted  $-(C_{1-5} \text{ haloalkyl})$ ,



–CN, and  $-(C_{1-4} \text{ alkylene})_p \text{carbocyclyl}$  optionally substituted with 1-12  $R^{44}$ ; wherein each  $-(C_{1-4} \text{ alkylene})$  is, independently, optionally substituted with one or more substituents as defined anywhere herein;

each  $R^{39}$  is independently selected from the group consisting of halide, unsubstituted  $-(C_{1-5} \text{ alkyl})$ , unsubstituted  $-(C_{2-5} \text{ alkenyl})$ , unsubstituted  $-(C_{2-5} \text{ alkynyl})$ , unsubstituted  $-(C_{1-5} \text{ haloalkyl})$ , –CN, and  $-(C_{1-4} \text{ alkylene})_p \text{carbocyclyl}$  optionally substituted with 1-12  $R^{44}$ ; wherein each  $-(C_{1-4} \text{ alkylene})$  is, independently, optionally substituted with one or more substituents as defined anywhere herein;

each  $R^{40}$  is independently selected from the group consisting of halide, unsubstituted  $-(C_{1-5} \text{ alkyl})$ , unsubstituted  $-(C_{2-5} \text{ alkenyl})$ , unsubstituted  $-(C_{2-5} \text{ alkynyl})$ , unsubstituted  $-(C_{1-5} \text{ haloalkyl})$ , –CN, and  $-(C_{1-4} \text{ alkylene})_p \text{carbocyclyl}$  optionally substituted with 1-12  $R^{44}$ ; wherein each  $-(C_{1-4} \text{ alkylene})$  is, independently, optionally substituted with one or more substituents as defined anywhere herein;

each  $R^{41}$  is independently selected from the group consisting of halide, unsubstituted  $-(C_{1-5} \text{ alkyl})$ , unsubstituted  $-(C_{2-5} \text{ alkenyl})$ , unsubstituted  $-(C_{2-5} \text{ alkynyl})$ , unsubstituted  $-(C_{1-5} \text{ haloalkyl})$ , and –CN;

each  $R^{42}$  is independently selected from the group consisting of H, unsubstituted  $-(C_{1-5} \text{ alkyl})$ , unsubstituted  $-(C_{2-5} \text{ alkenyl})$ , unsubstituted  $-(C_{2-5} \text{ alkynyl})$ , unsubstituted  $-(C_{1-5} \text{ haloalkyl})$ ,  $-(C_{1-4} \text{ alkylene})N(R^{48})_2$ ,  $-(C_{1-4} \text{ alkylene})_p \text{aryl}$  optionally substituted with 1-10  $R^{46}$ ,  $-(C_{1-4} \text{ alkylene})_p \text{heterocyclyl}$  optionally substituted with 1-12  $R^{43}$ , and  $-(C_{1-4} \text{ alkylene})_p \text{carbocyclyl}$  optionally substituted with 1-12  $R^{44}$ ; wherein each  $-(C_{1-4} \text{ alkylene})$  is, independently, optionally substituted with one or more substituents as defined anywhere herein;

each  $R^{43}$  is independently selected from the group consisting of halide, unsubstituted  $-(C_{1-5} \text{ alkyl})$ , unsubstituted  $-(C_{2-5} \text{ alkenyl})$ , unsubstituted  $-(C_{2-5} \text{ alkynyl})$ , unsubstituted  $-(C_{1-5} \text{ haloalkyl})$ , –CN, –OH,  $-C(=O)R^{51}$ ,  $-N(R^{50})_2$ , and  $-(C_{1-4} \text{ alkylene})_p \text{carbocyclyl}$  optionally substituted with 1-12  $R^{44}$ ; wherein each  $-(C_{1-4} \text{ alkylene})$  is, independently, optionally substituted with one or more substituents as defined anywhere herein;

each  $R^{44}$  is independently selected from the group consisting of halide, unsubstituted  $-(C_{1-5} \text{ alkyl})$ , unsubstituted  $-(C_{2-5} \text{ alkenyl})$ , unsubstituted  $-(C_{2-5} \text{ alkynyl})$ , unsubstituted  $-(C_{1-5} \text{ haloalkyl})$ , and –CN;

each  $R^{45}$  is independently selected from the group consisting of halide, unsubstituted  $-(C_{1-9} \text{ alkyl})$ , unsubstituted  $-(C_{2-9} \text{ alkenyl})$ , unsubstituted  $-(C_{2-9} \text{ alkynyl})$ , unsubstituted  $-(C_{1-9} \text{ haloalkyl})$ ,  $-(C_{1-4} \text{ alkylene})_p N(R^{48})_2$ ,  $-(C_{1-4} \text{ alkylene})_p OR^{49}$ ,  $-C(=O)N(R^{48})_2$ ,  $-(C_{1-4} \text{ alkylene})_p \text{heterocyclyl}$  optionally substituted with 1-10  $R^{38}$ , and  $-\text{carbocyclyl}$  optionally substituted with 1-12  $R^{39}$ ; wherein

each  $-(C_{1-4} \text{ alkylene})$  is, independently, optionally substituted with one or more substituents as defined anywhere herein;

alternatively, two adjacent  $R^{45}$  taken together form a ring which is selected from the group consisting of  $-\text{heterocyclyl}$  optionally substituted with 1-10  $R^{40}$  and  $-\text{carbocyclyl}$  optionally substituted with 1-12  $R^{41}$ ;

each  $R^{46}$  is independently selected from the group consisting of halide, unsubstituted  $-(C_{1-5} \text{ alkyl})$ , unsubstituted  $-(C_{2-5} \text{ alkenyl})$ , unsubstituted  $-(C_{2-5} \text{ alkynyl})$ , unsubstituted  $-(C_{1-5} \text{ haloalkyl})$ , and  $-\text{CN}$ ;

each  $R^{47}$  is independently selected from the group consisting of H, unsubstituted  $-(C_{1-5} \text{ alkyl})$ , unsubstituted  $-(C_{2-5} \text{ alkenyl})$ , unsubstituted  $-(C_{2-5} \text{ alkynyl})$ , and unsubstituted  $-(C_{1-5} \text{ haloalkyl})$ ;

each  $R^{48}$  is independently selected from the group consisting of H, unsubstituted  $-(C_{1-5} \text{ alkyl})$ , unsubstituted  $-(C_{2-5} \text{ alkenyl})$ , unsubstituted  $-(C_{2-5} \text{ alkynyl})$ , and unsubstituted  $-(C_{1-5} \text{ haloalkyl})$ ;

each  $R^{49}$  is independently selected from the group consisting of H, unsubstituted  $-(C_{1-5} \text{ alkyl})$ , unsubstituted  $-(C_{2-5} \text{ alkenyl})$ , unsubstituted  $-(C_{2-5} \text{ alkynyl})$ , and unsubstituted  $-(C_{1-5} \text{ haloalkyl})$ ;

each  $R^{50}$  is independently selected from the group consisting of H, unsubstituted  $-(C_{1-5} \text{ alkyl})$ , unsubstituted  $-(C_{2-5} \text{ alkenyl})$ , unsubstituted  $-(C_{2-5} \text{ alkynyl})$ , unsubstituted  $-(C_{1-5} \text{ haloalkyl})$ , and  $-(C_{1-4} \text{ alkylene})N(R^{48})_2$ ; wherein  $-(C_{1-4} \text{ alkylene})$  is optionally substituted with one or more substituents as defined anywhere herein;

each  $R^{51}$  is a heteroaryl optionally substituted with 1-6  $R^{52}$ ;

each  $R^{52}$  is a  $-\text{heterocyclyl}$  optionally substituted with 1-10  $R^{46}$ ;

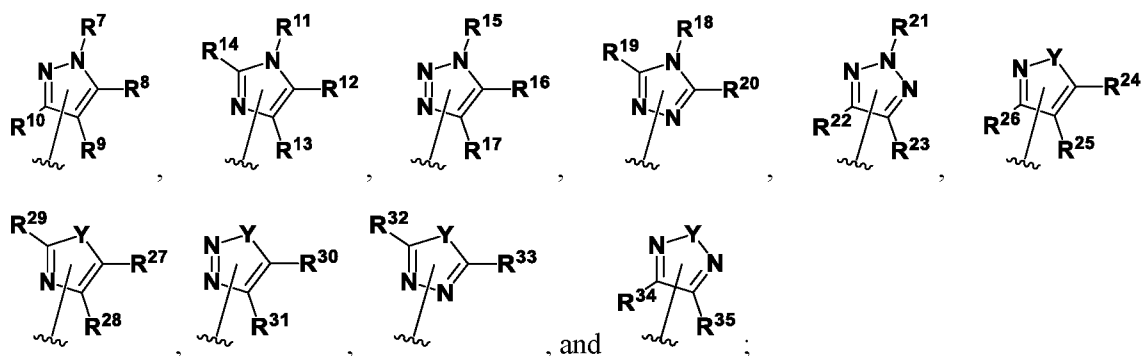
each X is selected from the group consisting of O, S, and  $NR^{48}$ ; and

each p is independently 0 or 1.

**[010]** In another embodiment of Formula (I):

$R^1$ ,  $R^2$ ,  $R^4$ , and  $R^5$  are independently selected from the group consisting of H, halide, amino, unsubstituted  $-(C_{1-3} \text{ haloalkyl})$ , and unsubstituted  $-(C_{1-3} \text{ alkyl})$ ;

$R^3$  is selected from the group consisting of:



wherein each of  $R^7$ - $R^{35}$  is, independently, a substituent as defined anywhere herein or a single bond connecting  $R^3$  to the isoquinoline ring; wherein only one of  $R^7$ - $R^{10}$  (when present) is a bond, only one of  $R^{11}$ - $R^{14}$  (when present) is a bond, only one of  $R^{15}$ - $R^{17}$  (when present) is a bond, only one of  $R^{18}$ - $R^{20}$  (when present) is a bond, only one of  $R^{21}$ - $R^{23}$  (when present) is a bond, only one of  $R^{24}$ - $R^{26}$  (when present) is a bond, only one of  $R^{27}$ - $R^{29}$  (when present) is a bond, only one of  $R^{30}$ - $R^{31}$  (when present) is a bond, only one of  $R^{32}$ - $R^{33}$  (when present) is a bond, and only one of  $R^{34}$ - $R^{35}$  (when present) is a bond; for purposes of clarification, any one of the nitrogen atoms attached to  $R^7$ ,  $R^{11}$ ,  $R^{15}$ ,  $R^{18}$ , or  $R^{21}$  can serve as the point of attachment of  $R^3$  to the isoquinoline ring; likewise, any one of the carbon atoms attached to  $R^8$ ,  $R^9$ ,  $R^{10}$ ,  $R^{12}$ ,  $R^{13}$ ,  $R^{14}$ ,  $R^{16}$ ,  $R^{17}$ ,  $R^{19}$ ,  $R^{20}$ ,  $R^{22}$ ,  $R^{23}$ ,  $R^{24}$ ,  $R^{25}$ ,  $R^{26}$ ,  $R^{27}$ ,  $R^{28}$ ,  $R^{29}$ ,  $R^{30}$ ,  $R^{31}$ ,  $R^{32}$ ,  $R^{33}$ ,  $R^{34}$ , or  $R^{35}$  can serve as the point of attachment of  $R^3$  to the isoquinoline ring; so that:

when the nitrogen atom to which  $R^7$  is attached serves as the point of attachment of  $R^3$  to the isoquinoline ring, then  $R^7$  is a single bond connecting  $R^3$  to the isoquinoline ring;

when the carbon atom to which  $R^8$  is attached serves as the point of attachment of  $R^3$  to the isoquinoline ring, then  $R^8$  is a single bond connecting  $R^3$  to the isoquinoline ring;

when the carbon atom to which  $R^9$  is attached serves as the point of attachment of  $R^3$  to the isoquinoline ring, then  $R^9$  is a single bond connecting  $R^3$  to the isoquinoline ring;

when the carbon atom to which  $R^{10}$  is attached serves as the point of attachment of  $R^3$  to the isoquinoline ring, then  $R^{10}$  is a single bond connecting  $R^3$  to the isoquinoline ring;

when the nitrogen atom to which  $R^{11}$  is attached serves as the point of attachment of  $R^3$  to the isoquinoline ring, then  $R^{11}$  is a single bond connecting  $R^3$  to the isoquinoline ring;

when the carbon atom to which  $R^{12}$  is attached serves as the point of attachment of  $R^3$  to the isoquinoline ring, then  $R^{12}$  is a single bond connecting  $R^3$  to the isoquinoline ring;

when the carbon atom to which  $R^{13}$  is attached serves as the point of attachment of  $R^3$  to the isoquinoline ring, then  $R^{13}$  is a single bond connecting  $R^3$  to the isoquinoline ring;

when the carbon atom to which  $R^{14}$  is attached serves as the point of attachment of  $R^3$  to the isoquinoline ring, then  $R^{14}$  is a single bond connecting  $R^3$  to the isoquinoline ring;

when the nitrogen atom to which  $R^{15}$  is attached serves as the point of attachment of  $R^3$  to the isoquinoline ring, then  $R^{15}$  is a single bond connecting  $R^3$  to the isoquinoline ring;

when the carbon atom to which  $R^{16}$  is attached serves as the point of attachment of  $R^3$  to the isoquinoline ring, then  $R^{16}$  is a single bond connecting  $R^3$  to the isoquinoline ring;

when the carbon atom to which  $R^{17}$  is attached serves as the point of attachment of  $R^3$  to the isoquinoline ring, then  $R^{17}$  is a single bond connecting  $R^3$  to the isoquinoline ring;

when the nitrogen atom to which R<sup>18</sup> is attached serves as the point of attachment of R<sup>3</sup> to the isoquinoline ring, then R<sup>18</sup> is a single bond connecting R<sup>3</sup> to the isoquinoline ring;

when the carbon atom to which R<sup>19</sup> is attached serves as the point of attachment of R<sup>3</sup> to the isoquinoline ring, then R<sup>19</sup> is a single bond connecting R<sup>3</sup> to the isoquinoline ring;

when the carbon atom to which  $R^{20}$  is attached serves as the point of attachment of  $R^3$  to the isoquinoline ring, then  $R^{20}$  is a single bond connecting  $R^3$  to the isoquinoline ring;

when the nitrogen atom to which  $R^{21}$  is attached serves as the point of attachment of  $R^3$  to the isoquinoline ring, then  $R^{21}$  is a single bond connecting  $R^3$  to the isoquinoline ring;

when the carbon atom to which  $R^{22}$  is attached serves as the point of attachment of  $R^3$  to the isoquinoline ring, then  $R^{22}$  is a single bond connecting  $R^3$  to the isoquinoline ring;

when the carbon atom to which  $R^{23}$  is attached serves as the point of attachment of  $R^3$  to the isoquinoline ring, then  $R^{23}$  is a single bond connecting  $R^3$  to the isoquinoline ring;

when the carbon atom to which  $R^{24}$  is attached serves as the point of attachment of  $R^3$  to the isoquinoline ring, then  $R^{24}$  is a single bond connecting  $R^3$  to the isoquinoline ring;

when the carbon atom to which  $R^{25}$  is attached serves as the point of attachment of  $R^3$  to the isoquinoline ring, then  $R^{25}$  is a single bond connecting  $R^3$  to the isoquinoline ring;

when the carbon atom to which  $R^{26}$  is attached serves as the point of attachment of  $R^3$  to the isoquinoline ring, then  $R^{26}$  is a single bond connecting  $R^3$  to the isoquinoline ring;

when the carbon atom to which  $R^{27}$  is attached serves as the point of attachment of  $R^3$  to the isoquinoline ring, then  $R^{27}$  is a single bond connecting  $R^3$  to the isoquinoline ring;

when the carbon atom to which R<sup>28</sup> is attached serves as the point of attachment of R<sup>3</sup> to the isoquinoline ring, then R<sup>28</sup> is a single bond connecting R<sup>3</sup> to the isoquinoline ring;

when the carbon atom to which  $R^{29}$  is attached serves as the point of attachment of  $R^3$  to the isoquinoline ring, then  $R^{29}$  is a single bond connecting  $R^3$  to the isoquinoline ring;

when the carbon atom to which  $R^{30}$  is attached serves as the point of attachment of  $R^3$  to the isoquinoline ring, then  $R^{30}$  is a single bond connecting  $R^3$  to the isoquinoline ring;

when the carbon atom to which  $R^{31}$  is attached serves as the point of attachment of  $R^3$  to the isoquinoline ring, then  $R^{31}$  is a single bond connecting  $R^3$  to the isoquinoline ring;

when the carbon atom to which  $R^{32}$  is attached serves as the point of attachment of  $R^3$  to the isoquinoline ring, then  $R^{32}$  is a single bond connecting  $R^3$  to the isoquinoline ring;

when the carbon atom to which  $R^{33}$  is attached serves as the point of attachment of  $R^3$  to the isoquinoline ring, then  $R^{33}$  is a single bond connecting  $R^3$  to the isoquinoline ring;

when the carbon atom to which  $R^{34}$  is attached serves as the point of attachment of  $R^3$  to the isoquinoline ring, then  $R^{34}$  is a single bond connecting  $R^3$  to the isoquinoline ring;

when the carbon atom to which  $R^{35}$  is attached serves as the point of attachment of  $R^3$  to the isoquinoline ring, then  $R^{35}$  is a single bond connecting  $R^3$  to the isoquinoline ring;

$R^6$  is selected from the group consisting of  $-phenyl$  substituted with 1-5  $R^{36}$ ,  $-(C_{1-3} alkylene)_p$ pyridinyl optionally substituted with 1-6  $R^{37}$ , and a 6-10 membered heteroaryl optionally substituted with 1-6  $R^{37}$ ; wherein the carbonyl of Formula I is attached to an aromatic ring of the heteroaryl; wherein  $-(C_{1-3} alkylene)$  is optionally substituted with one or more substituents as defined anywhere herein;

$R^7$  is selected from the group consisting of a single bond, H, unsubstituted  $-(C_{1-9} alkyl)$ , unsubstituted  $-(C_{2-9} alkenyl)$ , unsubstituted  $-(C_{2-9} alkynyl)$ , unsubstituted  $-(C_{1-9} haloalkyl)$ ,  $-(C_{1-4} alkylene)N(R^{48})_2$ ,  $-(C_{1-4} alkylene)OR^{49}$ ,  $-C(=O)N(R^{48})_2$ ,  $-(C_{1-4} alkylene)_p$ heterocyclyl optionally substituted with 1-10  $R^{38}$ , and  $-carbocyclyl$  optionally substituted with 1-12  $R^{39}$ ; wherein  $-(C_{1-4} alkylene)$  is optionally substituted with one or more substituents as defined anywhere herein;

$R^8$ ,  $R^9$ , and  $R^{10}$  are independently selected from the group consisting of a single bond, H, halide, unsubstituted  $-(C_{1-9} alkyl)$ , unsubstituted  $-(C_{2-9} alkenyl)$ , unsubstituted  $-(C_{2-9} alkynyl)$ , unsubstituted  $-(C_{1-9} haloalkyl)$ ,  $-(C_{1-4} alkylene)_pN(R^{48})_2$ ,  $-(C_{1-4} alkylene)_pOR^{49}$ ,  $-C(=O)N(R^{48})_2$ ,  $-(C_{1-4} alkylene)_p$ heterocyclyl optionally substituted with 1-10  $R^{38}$ , and  $-carbocyclyl$  optionally substituted with 1-12  $R^{39}$ ; wherein each  $-(C_{1-4} alkylene)$  is, independently, optionally substituted with one or more substituents as defined anywhere herein;

alternatively, one of  $R^7$  and  $R^8$ ,  $R^8$  and  $R^9$ , or  $R^9$  and  $R^{10}$  are taken together to form a ring which is selected from the group consisting of  $-heterocyclyl$  optionally substituted with 1-10  $R^{40}$  and  $-carbocyclyl$  optionally substituted with 1-12  $R^{41}$ ;

$R^{11}$  is selected from the group consisting of a single bond, H, unsubstituted  $-(C_{1-9} alkyl)$ , unsubstituted  $-(C_{2-9} alkenyl)$ , unsubstituted  $-(C_{2-9} alkynyl)$ , unsubstituted  $-(C_{1-9} haloalkyl)$ ,  $-(C_{1-4} alkylene)N(R^{48})_2$ ,  $-(C_{1-4} alkylene)OR^{49}$ ,  $-C(=O)N(R^{48})_2$ ,  $-(C_{1-4} alkylene)_p$ heterocyclyl optionally substituted with 1-10  $R^{38}$ , and  $-carbocyclyl$  optionally substituted with 1-12  $R^{39}$ ; wherein  $-(C_{1-4} alkylene)$  is optionally substituted with one or more substituents as defined anywhere herein;

$R^{12}$ ,  $R^{13}$ , and  $R^{14}$  are independently selected from the group consisting of a single bond, H, halide, unsubstituted  $-(C_{1-9} alkyl)$ , unsubstituted  $-(C_{2-9} alkenyl)$ , unsubstituted  $-(C_{2-9} alkynyl)$ ,

unsubstituted  $-(C_{1-9} \text{ haloalkyl})$ ,  $-(C_{1-4} \text{ alkylene})_p N(R^{48})_2$ ,  $-(C_{1-4} \text{ alkylene})_p OR^{49}$ ,  $-C(=O)N(R^{48})_2$ ,  $-(C_{1-4} \text{ alkylene})_p \text{heterocyclyl}$  optionally substituted with 1-10  $R^{38}$ , and  $-\text{carbocyclyl}$  optionally substituted with 1-12  $R^{39}$ ; wherein each  $-(C_{1-4} \text{ alkylene})$  is, independently, optionally substituted with one or more substituents as defined anywhere herein;

alternatively, one of  $R^{11}$  and  $R^{12}$ ,  $R^{12}$  and  $R^{13}$ , or  $R^{14}$  and  $R^{11}$  are taken together to form a ring which is selected from the group consisting of  $-\text{heterocyclyl}$  optionally substituted with 1-10  $R^{40}$  and  $-\text{carbocyclyl}$  optionally substituted with 1-12  $R^{41}$ ;

$R^{15}$  is selected from the group consisting of a single bond, H, unsubstituted  $-(C_{1-9} \text{ alkyl})$ , unsubstituted  $-(C_{2-9} \text{ alkenyl})$ , unsubstituted  $-(C_{2-9} \text{ alkynyl})$ , unsubstituted  $-(C_{1-9} \text{ haloalkyl})$ ,  $-(C_{1-4} \text{ alkylene})N(R^{48})_2$ ,  $-(C_{1-4} \text{ alkylene})OR^{49}$ ,  $-C(=O)N(R^{48})_2$ ,  $-(C_{1-4} \text{ alkylene})_p \text{heterocyclyl}$  optionally substituted with 1-10  $R^{38}$ , and  $-\text{carbocyclyl}$  optionally substituted with 1-12  $R^{39}$ ; wherein  $-(C_{1-4} \text{ alkylene})$  is optionally substituted with one or more substituents as defined anywhere herein;

$R^{16}$  and  $R^{17}$  are independently selected from the group consisting of a single bond, H, halide, unsubstituted  $-(C_{1-9} \text{ alkyl})$ , unsubstituted  $-(C_{2-9} \text{ alkenyl})$ , unsubstituted  $-(C_{2-9} \text{ alkynyl})$ , unsubstituted  $-(C_{1-9} \text{ haloalkyl})$ ,  $-(C_{1-4} \text{ alkylene})_p N(R^{48})_2$ ,  $-(C_{1-4} \text{ alkylene})_p OR^{49}$ ,  $-C(=O)N(R^{48})_2$ ,  $-(C_{1-4} \text{ alkylene})_p \text{heterocyclyl}$  optionally substituted with 1-10  $R^{38}$ , and  $-\text{carbocyclyl}$  optionally substituted with 1-12  $R^{39}$ ; wherein each  $-(C_{1-4} \text{ alkylene})$  is, independently, optionally substituted with one or more substituents as defined anywhere herein;

alternatively, one of  $R^{15}$  and  $R^{16}$  or  $R^{16}$  and  $R^{17}$  are taken together to form a ring which is selected from the group consisting of  $-\text{heterocyclyl}$  optionally substituted with 1-10  $R^{40}$  and  $-\text{carbocyclyl}$  optionally substituted with 1-12  $R^{41}$ ;

$R^{18}$  is selected from the group consisting of a single bond, H, unsubstituted  $-(C_{1-9} \text{ alkyl})$ , unsubstituted  $-(C_{2-9} \text{ alkenyl})$ , unsubstituted  $-(C_{2-9} \text{ alkynyl})$ , unsubstituted  $-(C_{1-9} \text{ haloalkyl})$ ,  $-(C_{1-4} \text{ alkylene})N(R^{48})_2$ ,  $-(C_{1-4} \text{ alkylene})OR^{49}$ ,  $-C(=O)N(R^{48})_2$ ,  $-(C_{1-4} \text{ alkylene})_p \text{heterocyclyl}$  optionally substituted with 1-10  $R^{38}$ , and  $-\text{carbocyclyl}$  optionally substituted with 1-12  $R^{39}$ ; wherein  $-(C_{1-4} \text{ alkylene})$  is optionally substituted with one or more substituents as defined anywhere herein;

$R^{19}$  and  $R^{20}$  are independently selected from the group consisting of a single bond, H, halide, unsubstituted  $-(C_{1-9} \text{ alkyl})$ , unsubstituted  $-(C_{2-9} \text{ alkenyl})$ , unsubstituted  $-(C_{2-9} \text{ alkynyl})$ , unsubstituted  $-(C_{1-9} \text{ haloalkyl})$ ,  $-(C_{1-4} \text{ alkylene})_p N(R^{48})_2$ ,  $-(C_{1-4} \text{ alkylene})_p OR^{49}$ ,  $-C(=O)N(R^{48})_2$ ,  $-(C_{1-4} \text{ alkylene})_p \text{heterocyclyl}$  optionally substituted with 1-10  $R^{38}$ , and  $-\text{carbocyclyl}$  optionally substituted with 1-12  $R^{39}$ ; wherein each  $-(C_{1-4} \text{ alkylene})$  is, independently, optionally substituted with one or more substituents as defined anywhere herein;

alternatively, one of  $R^{18}$  and  $R^{19}$  or  $R^{18}$  and  $R^{20}$  are taken together to form a heterocyclyl optionally substituted with 1-10  $R^{40}$ ;

$R^{21}$  is selected from the group consisting of a single bond, H, unsubstituted  $-(C_{1-9} \text{ alkyl})$ , unsubstituted  $-(C_{2-9} \text{ alkenyl})$ , unsubstituted  $-(C_{2-9} \text{ alkynyl})$ , unsubstituted  $-(C_{1-9} \text{ haloalkyl})$ ,  $-(C_{1-4} \text{ alkylene})N(R^{48})_2$ ,  $-(C_{1-4} \text{ alkylene})OR^{49}$ ,  $-C(=O)N(R^{48})_2$ ,  $-(C_{1-4} \text{ alkylene})_p\text{heterocyclyl}$  optionally substituted with 1-10  $R^{38}$ , and  $-\text{carbocyclyl}$  optionally substituted with 1-12  $R^{39}$ ; wherein  $-(C_{1-4} \text{ alkylene})$  is optionally substituted with one or more substituents as defined anywhere herein;

$R^{22}$  and  $R^{23}$  are independently selected from the group consisting of a single bond, H, halide, unsubstituted  $-(C_{1-9} \text{ alkyl})$ , unsubstituted  $-(C_{2-9} \text{ alkenyl})$ , unsubstituted  $-(C_{2-9} \text{ alkynyl})$ , unsubstituted  $-(C_{1-9} \text{ haloalkyl})$ ,  $-(C_{1-4} \text{ alkylene})_pN(R^{48})_2$ ,  $-(C_{1-4} \text{ alkylene})_pOR^{49}$ ,  $-C(=O)N(R^{48})_2$ ,  $-(C_{1-4} \text{ alkylene})_p\text{heterocyclyl}$  optionally substituted with 1-10  $R^{38}$ , and  $-\text{carbocyclyl}$  optionally substituted with 1-12  $R^{39}$ ; wherein each  $-(C_{1-4} \text{ alkylene})$  is, independently, optionally substituted with one or more substituents as defined anywhere herein;

alternatively,  $R^{22}$  and  $R^{23}$  are taken together to form a ring which is selected from the group consisting of  $-\text{heterocyclyl}$  optionally substituted with 1-10  $R^{40}$  and  $-\text{carbocyclyl}$  optionally substituted with 1-12  $R^{41}$ ;

$R^{24}$ ,  $R^{25}$ , and  $R^{26}$  are independently selected from the group consisting of a single bond, H, halide, unsubstituted  $-(C_{1-9} \text{ alkyl})$ , unsubstituted  $-(C_{2-9} \text{ alkenyl})$ , unsubstituted  $-(C_{2-9} \text{ alkynyl})$ , unsubstituted  $-(C_{1-9} \text{ haloalkyl})$ ,  $-(C_{1-4} \text{ alkylene})_pN(R^{48})_2$ ,  $-(C_{1-4} \text{ alkylene})_pOR^{49}$ ,  $-C(=O)N(R^{48})_2$ ,  $-(C_{1-4} \text{ alkylene})_p\text{heterocyclyl}$  optionally substituted with 1-10  $R^{38}$ , and  $-\text{carbocyclyl}$  optionally substituted with 1-12  $R^{39}$ ; wherein each  $-(C_{1-4} \text{ alkylene})$  is, independently, optionally substituted with one or more substituents as defined anywhere herein;

alternatively, one of  $R^{24}$  and  $R^{25}$  or  $R^{25}$  and  $R^{26}$  are taken together to form a ring which is selected from the group consisting of  $-\text{heterocyclyl}$  optionally substituted with 1-10  $R^{40}$  and  $-\text{carbocyclyl}$  optionally substituted with 1-12  $R^{41}$ ;

$R^{27}$ ,  $R^{28}$ , and  $R^{29}$  are independently selected from the group consisting of a single bond, H, halide, unsubstituted  $-(C_{1-9} \text{ alkyl})$ , unsubstituted  $-(C_{2-9} \text{ alkenyl})$ , unsubstituted  $-(C_{2-9} \text{ alkynyl})$ , unsubstituted  $-(C_{1-9} \text{ haloalkyl})$ ,  $-(C_{1-4} \text{ alkylene})_pN(R^{48})_2$ ,  $-(C_{1-4} \text{ alkylene})_pOR^{49}$ ,  $-C(=O)N(R^{48})_2$ ,  $-(C_{1-4} \text{ alkylene})_p\text{heterocyclyl}$  optionally substituted with 1-10  $R^{38}$ , and  $-\text{carbocyclyl}$  optionally substituted with 1-12  $R^{39}$ ; wherein each  $-(C_{1-4} \text{ alkylene})$  is, independently, optionally substituted with one or more substituents as defined anywhere herein;

alternatively,  $R^{27}$  and  $R^{28}$  are taken together to form a ring which is selected from the group consisting of  $-\text{heterocyclyl}$  optionally substituted with 1-10  $R^{40}$  and  $-\text{carbocyclyl}$  optionally substituted with 1-12  $R^{41}$ ;

$R^{30}$  and  $R^{31}$  are independently selected from the group consisting of a single bond, H, halide, unsubstituted  $-(C_{1-9} \text{ alkyl})$ , unsubstituted  $-(C_{2-9} \text{ alkenyl})$ , unsubstituted  $-(C_{2-9} \text{ alkynyl})$ ,

unsubstituted  $-(C_{1-9} \text{ haloalkyl})$ ,  $-(C_{1-4} \text{ alkylene})_p N(R^{48})_2$ ,  $-(C_{1-4} \text{ alkylene})_p OR^{49}$ ,  $-C(=O)N(R^{48})_2$ ,  $-(C_{1-4} \text{ alkylene})_p \text{heterocyclyl}$  optionally substituted with 1-10  $R^{38}$ , and  $-\text{carbocyclyl}$  optionally substituted with 1-12  $R^{39}$ ; wherein each  $-(C_{1-4} \text{ alkylene})$  is, independently, optionally substituted with one or more substituents as defined anywhere herein;

alternatively,  $R^{30}$  and  $R^{31}$  are taken together to form a ring which is selected from the group consisting of  $-\text{heterocyclyl}$  optionally substituted with 1-10  $R^{40}$  and  $-\text{carbocyclyl}$  optionally substituted with 1-12  $R^{41}$ ;

$R^{32}$  and  $R^{33}$  are independently selected from the group consisting of a single bond, H, halide, unsubstituted  $-(C_{1-9} \text{ alkyl})$ , unsubstituted  $-(C_{2-9} \text{ alkenyl})$ , unsubstituted  $-(C_{2-9} \text{ alkynyl})$ , unsubstituted  $-(C_{1-9} \text{ haloalkyl})$ ,  $-(C_{1-4} \text{ alkylene})_p N(R^{48})_2$ ,  $-(C_{1-4} \text{ alkylene})_p OR^{49}$ ,  $-C(=O)N(R^{48})_2$ ,  $-(C_{1-4} \text{ alkylene})_p \text{heterocyclyl}$  optionally substituted with 1-10  $R^{38}$ , and  $-\text{carbocyclyl}$  optionally substituted with 1-12  $R^{39}$ ; wherein each  $-(C_{1-4} \text{ alkylene})$  is, independently, optionally substituted with one or more substituents as defined anywhere herein;

$R^{34}$  and  $R^{35}$  are independently selected from the group consisting of a single bond, H, halide, unsubstituted  $-(C_{1-9} \text{ alkyl})$ , unsubstituted  $-(C_{2-9} \text{ alkenyl})$ , unsubstituted  $-(C_{2-9} \text{ alkynyl})$ , unsubstituted  $-(C_{1-9} \text{ haloalkyl})$ ,  $-(C_{1-4} \text{ alkylene})_p N(R^{48})_2$ ,  $-(C_{1-4} \text{ alkylene})_p OR^{49}$ ,  $-C(=O)N(R^{48})_2$ ,  $-(C_{1-4} \text{ alkylene})_p \text{heterocyclyl}$  optionally substituted with 1-10  $R^{38}$ , and  $-\text{carbocyclyl}$  optionally substituted with 1-12  $R^{39}$ ; wherein each  $-(C_{1-4} \text{ alkylene})$  is, independently, optionally substituted with one or more substituents as defined anywhere herein;

alternatively,  $R^{34}$  and  $R^{35}$  are taken together to form a ring which is selected from the group consisting of  $-\text{heterocyclyl}$  optionally substituted with 1-10  $R^{40}$  and  $-\text{carbocyclyl}$  optionally substituted with 1-12  $R^{41}$ ;

each  $R^{36}$  is independently selected from the group consisting of halide, unsubstituted  $-(C_{1-9} \text{ alkyl})$ , unsubstituted  $-(C_{2-9} \text{ alkenyl})$ , unsubstituted  $-(C_{2-9} \text{ alkynyl})$ , unsubstituted  $-(C_{1-9} \text{ haloalkyl})$ ,  $-XR^{42}$ ,  $-C(=O)N(R^{47})_2$ ,  $-(C_{1-4} \text{ alkylene})_p N(R^{50})_2$ ,  $-(C_{1-4} \text{ alkylene})_p \text{heterocyclyl}$  optionally substituted with 1-10  $R^{43}$ , and  $-(C_{1-4} \text{ alkylene})_p \text{carbocyclyl}$  optionally substituted with 1-12  $R^{44}$ ; wherein each  $-(C_{1-4} \text{ alkylene})$  is, independently, optionally substituted with one or more substituents as defined anywhere herein;

each  $R^{37}$  is independently selected from the group consisting of halide, unsubstituted  $-(C_{1-9} \text{ alkyl})$ , unsubstituted  $-(C_{2-9} \text{ alkenyl})$ , unsubstituted  $-(C_{2-9} \text{ alkynyl})$ , unsubstituted  $-(C_{1-9} \text{ haloalkyl})$ ,  $-XR^{42}$ ,  $-C(=O)N(R^{47})_2$ ,  $-(C_{1-4} \text{ alkylene})_p N(R^{50})_2$ ,  $-(C_{1-4} \text{ alkylene})_p \text{heterocyclyl}$  optionally substituted with 1-10  $R^{43}$ , and  $-(C_{1-4} \text{ alkylene})_p \text{carbocyclyl}$  optionally substituted with 1-12  $R^{44}$ ; wherein each  $-(C_{1-4} \text{ alkylene})$  is, independently, optionally substituted with one or more substituents as defined anywhere herein;



each  $R^{38}$  is independently selected from the group consisting of halide, unsubstituted  $-(C_{1-5} \text{ alkyl})$ , unsubstituted  $-(C_{2-5} \text{ alkenyl})$ , unsubstituted  $-(C_{2-5} \text{ alkynyl})$ , unsubstituted  $-(C_{1-5} \text{ haloalkyl})$ ,  $-\text{CN}$ , and  $-(C_{1-4} \text{ alkylene})_p \text{carbocyclyl}$  optionally substituted with 1-12  $R^{44}$ ; wherein each  $-(C_{1-4} \text{ alkylene})$  is, independently, optionally substituted with one or more substituents as defined anywhere herein;

each  $R^{39}$  is independently selected from the group consisting of halide, unsubstituted  $-(C_{1-5} \text{ alkyl})$ , unsubstituted  $-(C_{2-5} \text{ alkenyl})$ , unsubstituted  $-(C_{2-5} \text{ alkynyl})$ , unsubstituted  $-(C_{1-5} \text{ haloalkyl})$ ,  $-\text{CN}$ , and  $-(C_{1-4} \text{ alkylene})_p \text{carbocyclyl}$  optionally substituted with 1-12  $R^{44}$ ; wherein each  $-(C_{1-4} \text{ alkylene})$  is, independently, optionally substituted with one or more substituents as defined anywhere herein;

each  $R^{40}$  is independently selected from the group consisting of halide, unsubstituted  $-(C_{1-5} \text{ alkyl})$ , unsubstituted  $-(C_{2-5} \text{ alkenyl})$ , unsubstituted  $-(C_{2-5} \text{ alkynyl})$ , unsubstituted  $-(C_{1-5} \text{ haloalkyl})$ ,  $-\text{CN}$ , and  $-(C_{1-4} \text{ alkylene})_p \text{carbocyclyl}$  optionally substituted with 1-12  $R^{44}$ ; wherein each  $-(C_{1-4} \text{ alkylene})$  is, independently, optionally substituted with one or more substituents as defined anywhere herein;

each  $R^{41}$  is independently selected from the group consisting of halide, unsubstituted  $-(C_{1-5} \text{ alkyl})$ , unsubstituted  $-(C_{2-5} \text{ alkenyl})$ , unsubstituted  $-(C_{2-5} \text{ alkynyl})$ , unsubstituted  $-(C_{1-5} \text{ haloalkyl})$ , and  $-\text{CN}$ ;

each  $R^{42}$  is independently selected from the group consisting of H, unsubstituted  $-(C_{1-5} \text{ alkyl})$ , unsubstituted  $-(C_{2-5} \text{ alkenyl})$ , unsubstituted  $-(C_{2-5} \text{ alkynyl})$ , unsubstituted  $-(C_{1-5} \text{ haloalkyl})$ ,  $-(C_{1-4} \text{ alkylene})N(R^{48})_2$ ,  $-(C_{1-4} \text{ alkylene})_p \text{aryl}$  optionally substituted with 1-10  $R^{46}$ ,  $-(C_{1-4} \text{ alkylene})_p \text{heterocyclyl}$  optionally substituted with 1-12  $R^{43}$ , and  $-(C_{1-4} \text{ alkylene})_p \text{carbocyclyl}$  optionally substituted with 1-12  $R^{44}$ ; wherein each  $-(C_{1-4} \text{ alkylene})$  is, independently, optionally substituted with one or more substituents as defined anywhere herein;

each  $R^{43}$  is independently selected from the group consisting of halide, unsubstituted  $-(C_{1-5} \text{ alkyl})$ , unsubstituted  $-(C_{2-5} \text{ alkenyl})$ , unsubstituted  $-(C_{2-5} \text{ alkynyl})$ , unsubstituted  $-(C_{1-5} \text{ haloalkyl})$ ,  $-\text{CN}$ ,  $-\text{OH}$ ,  $-\text{C}(=\text{O})R^{51}$ ,  $-\text{N}(R^{50})_2$ , and  $-(C_{1-4} \text{ alkylene})_p \text{carbocyclyl}$  optionally substituted with 1-12  $R^{44}$ ; wherein each  $-(C_{1-4} \text{ alkylene})$  is, independently, optionally substituted with one or more substituents as defined anywhere herein;

each  $R^{44}$  is selected from the group consisting of halide, unsubstituted  $-(C_{1-5} \text{ alkyl})$ , unsubstituted  $-(C_{2-5} \text{ alkenyl})$ , unsubstituted  $-(C_{2-5} \text{ alkynyl})$ , unsubstituted  $-(C_{1-5} \text{ haloalkyl})$ , and  $-\text{CN}$ ;

each  $R^{46}$  is independently selected from the group consisting of halide, unsubstituted  $-(C_{1-5} \text{ alkyl})$ , unsubstituted  $-(C_{2-5} \text{ alkenyl})$ , unsubstituted  $-(C_{2-5} \text{ alkynyl})$ , unsubstituted  $-(C_{1-5} \text{ haloalkyl})$ , and  $-\text{CN}$ ;

each  $R^{47}$  is independently selected from the group consisting of H, unsubstituted  $-(C_{1-5} \text{ alkyl})$ , unsubstituted  $-(C_{2-5} \text{ alkenyl})$ , unsubstituted  $-(C_{2-5} \text{ alkynyl})$ , and unsubstituted  $-(C_{1-5} \text{ haloalkyl})$ ;

each  $R^{48}$  is independently selected from the group consisting of H, unsubstituted  $-(C_{1-5} \text{ alkyl})$ , unsubstituted  $-(C_{2-5} \text{ alkenyl})$ , unsubstituted  $-(C_{2-5} \text{ alkynyl})$ , and unsubstituted  $-(C_{1-5} \text{ haloalkyl})$ ;

each  $R^{49}$  is independently selected from the group consisting of H, unsubstituted  $-(C_{1-5} \text{ alkyl})$ , unsubstituted  $-(C_{2-5} \text{ alkenyl})$ , unsubstituted  $-(C_{2-5} \text{ alkynyl})$ , and unsubstituted  $-(C_{1-5} \text{ haloalkyl})$ ;

each  $R^{50}$  is independently selected from the group consisting of H, unsubstituted  $-(C_{1-5} \text{ alkyl})$ , unsubstituted  $-(C_{2-5} \text{ alkenyl})$ , unsubstituted  $-(C_{2-5} \text{ alkynyl})$ , unsubstituted  $-(C_{1-5} \text{ haloalkyl})$ , and  $-(C_{1-4} \text{ alkylene})N(R^{48})_2$ ; wherein  $-(C_{1-4} \text{ alkylene})$  is optionally substituted with one or more substituents as defined anywhere herein;

each  $R^{51}$  is a heteroaryl optionally substituted with 1-6  $R^{52}$ ;

each  $R^{52}$  is a  $-\text{heterocyclyl}$  optionally substituted with 1-10  $R^{46}$ ;

each X is selected from the group consisting of O, S, and  $\text{NR}^{48}$ ;

each Y is selected from the group consisting of O and S; and

each p is independently 0 or 1.

**[011]** Some embodiments include stereoisomers and pharmaceutically acceptable salts of a compound of Formula (I). Some embodiments include pharmaceutically acceptable salts of a compound of Formula (I).

**[012]** Some embodiments include pro-drugs of a compound of Formula (I).

**[013]** Some embodiments of the present disclosure include pharmaceutical compositions comprising a compound of Formula (I) and a pharmaceutically acceptable carrier, diluent, or excipient.

**[014]** Other embodiments disclosed herein include methods of inhibiting one or more members of the Wnt pathway, including one or more Wnt proteins by administering to a patient affected by a disorder or disease in which aberrant Wnt signaling is implicated, such as cancer and other diseases associated with abnormal angiogenesis, cellular proliferation, cell cycling and mutations in Wnt signaling components, a compound according to Formula (I). Accordingly, the compounds and compositions provided herein can be used to treat cancer, to reduce or inhibit

angiogenesis, to reduce or inhibit cellular proliferation and correct a genetic disorder due to mutations in Wnt signaling components.

[015] Non-limiting examples of diseases which can be treated with the compounds and compositions provided herein include a variety of cancers, diabetic retinopathy, pulmonary fibrosis, rheumatoid arthritis, sepsis, ankylosing spondylitis, psoriasis, scleroderma, mycotic and viral infections, osteochondrodysplasia, Alzheimer's disease, lung disease, bone/osteoporotic (wrist, spine, shoulder and hip) fractures, articular cartilage (chondral) defects, degenerative disc disease (or intervertebral disc degeneration), polyposis coli, osteoporosis-pseudoglioma syndrome, familial exudative vitreoretinopathy, retinal angiogenesis, early coronary disease, tetra-amelia syndrome, Müllerian-duct regression and virilization, SERKAL syndrome, diabetes mellitus type 2, Fuhrmann syndrome, Al-Awadi/Raas-Rothschild/Schinzal phocomelia syndrome, odontonycho-dermal dysplasia, obesity, split-hand/foot malformation, caudal duplication syndrome, tooth agenesis, Wilms tumor, skeletal dysplasia, focal dermal hypoplasia, autosomal recessive anonychia, neural tube defects, alpha-thalassemia (ATRX) syndrome, fragile X syndrome, ICF syndrome, Angelman syndrome, Prader-Willi syndrome, Beckwith-Wiedemann Syndrome, Norrie disease, and Rett syndrome.

[016] Some embodiments of the present disclosure include methods to prepare compounds of Formula (I).

[017] It is to be understood that both the foregoing general description and the following detailed description are exemplary and explanatory only and are not restrictive of the invention, as claimed.

#### DETAILED DESCRIPTION

[018] Provided herein are compositions and methods for inhibiting one or more members of the Wnt pathway, including one or more Wnt proteins.

[019] Some embodiments provided herein relate to a method for treating a disease or disorder including, but not limited to, cancers, diabetic retinopathy, pulmonary fibrosis, rheumatoid arthritis, sepsis, ankylosing spondylitis, psoriasis, scleroderma, mycotic and viral infections, bone and cartilage diseases, Alzheimer's disease, lung disease, osteoarthritis, bone/osteoporotic (wrist, spine, shoulder and hip) fractures, articular cartilage (chondral) defects, degenerative disc disease (or intervertebral disc degeneration), polyposis coli, bone density and vascular defects in the eye (Osteoporosis-pseudoglioma Syndrome, OPPG), familial exudative vitreoretinopathy, retinal angiogenesis, early coronary disease, tetra-amelia, Müllerian-duct regression and virilization, SERKAL syndrome, type II diabetes, Fuhrmann syndrome, Al-

Awadi/Raas-Rothschild/Schinzel phocomelia syndrome, odonto-onycho-dermal dysplasia, obesity, split-hand/foot malformation, caudal duplication, tooth agenesis, Wilms tumor, skeletal dysplasia, focal dermal hypoplasia, autosomal recessive anonychia, neural tube defects, alpha-thalassemia (ATRX) syndrome, fragile X syndrome, ICF syndrome, Angelman syndrome, Prader-Willi syndrome, Beckwith-Wiedemann Syndrome, Norrie disease, and Rett syndrome.

[020] In some embodiments, non-limiting examples of bone and cartilage diseases which can be treated with the compounds and compositions provided herein include bone spur (osteophytes), craniosynostosis, fibrodysplasia ossificans progressiva, fibrous dysplasia, giant cell tumor of bone, hip labral tear, meniscal tears, bone/osteoporotic (wrist, spine, shoulder and hip) fractures, articular cartilage (chondral) defects, degenerative disc disease (or intervertebral disc degeneration), osteochondritis dissecans, osteochondroma (bone tumor), osteopetrosis, relapsing polychondritis, and Salter-Harris fractures.

[021] In some embodiments, pharmaceutical compositions are provided that are effective for treatment of a disease of an animal, e.g., a mammal, caused by the pathological activation or mutations of the Wnt pathway. The composition includes a pharmaceutically acceptable carrier and a compound as described herein.

#### Definitions

[022] Unless defined otherwise, all technical and scientific terms used herein have the same meaning as is commonly understood by one of ordinary skill in the art to which this disclosure belongs. All patents, applications, published applications, and other publications are incorporated by reference in their entirety. In the event that there is a plurality of definitions for a term herein, those in this section prevail unless stated otherwise.

[023] As used herein, "alkyl" means a branched, or straight chain chemical group containing only carbon and hydrogen, such as methyl, ethyl, n-propyl, iso-propyl, n-butyl, iso-butyl, sec-butyl, tert-butyl, n-pentyl, iso-pentyl, sec-pentyl and neo-pentyl. Alkyl groups can either be unsubstituted or substituted with one or more substituents. In some embodiments, alkyl groups include 1 to 9 carbon atoms (for example, 1 to 6 carbon atoms, 1 to 4 carbon atoms, or 1 to 2 carbon atoms).

[024] As used herein, "alkenyl" means a straight or branched chain chemical group containing only carbon and hydrogen and containing at least one carbon-carbon double bond, such as ethenyl, 1-propenyl, 2-propenyl, 2-methyl-1-propenyl, 1-butenyl, 2-butenyl, and the like. In various embodiments, alkenyl groups can either be unsubstituted or substituted with one or more

substituents. Typically, alkenyl groups will comprise 2 to 9 carbon atoms (for example, 2 to 6 carbon atoms, 2 to 4 carbon atoms, or 2 carbon atoms).

**[025]** As used herein, “alkynyl” means a straight or branched chain chemical group containing only carbon and hydrogen and containing at least one carbon-carbon triple bond, such as ethynyl, 1-propynyl, 1-butynyl, 2-butynyl, and the like. In various embodiments, alkynyl groups can either be unsubstituted or substituted with one or more substituents. Typically, alkynyl groups will comprise 2 to 9 carbon atoms (for example, 2 to 6 carbon atoms, 2 to 4 carbon atoms, or 2 carbon atoms).

**[026]** As used herein, “alkylene” means a bivalent branched, or straight chain chemical group containing only carbon and hydrogen, such as methylene, ethylene, n-propylene, iso-propylene, n-butylene, iso-butylene, sec-butylene, tert-butylene, n-pentylene, iso-pentylene, sec-pentylene and neo-pentylene. Alkylene groups can either be unsubstituted or substituted with one or more substituents. Alkylene groups can be saturated or unsaturated (e.g., containing  $-C=C-$  or  $-C\equiv C-$  subunits), at one or several positions. In some embodiments, alkylene groups include 1 to 9 carbon atoms (for example, 1 to 6 carbon atoms, 1 to 4 carbon atoms, or 1 to 2 carbon atoms).

**[027]** As used herein, “alkenylene” means a bivalent branched, or straight chain chemical group containing only carbon and hydrogen and containing at least one carbon-carbon double bond, such as ethenylene, 1-propenylene, 2-propenylene, 2-methyl-1-propenylene, 1-butenylene, 2-butenylene, and the like. In various embodiments, alkenylene groups can either be unsubstituted or substituted with one or more substituents. Typically, alkenylene groups will comprise 2 to 9 carbon atoms (for example, 2 to 6 carbon atoms, 2 to 4 carbon atoms, or 2 carbon atoms).

**[028]** As used herein, “alkynylene” means a bivalent branched, or straight chain chemical group containing only carbon and hydrogen and containing at least one carbon-carbon triple bond, such as ethynylene, 1-propynylene, 1-butynylene, 2-butynylene, and the like. In various embodiments, alkynylene groups can either be unsubstituted or substituted with one or more substituents. Typically, alkynylene groups will comprise 2 to 9 carbon atoms (for example, 2 to 6 carbon atoms, 2 to 4 carbon atoms, or 2 carbon atoms).

**[029]** As used herein, “carbocyclyl” means a cyclic ring system containing only carbon atoms in the ring system backbone, such as cyclopropyl, cyclobutyl, cyclopentyl, cyclohexyl, and cyclohexenyl. Carbocyclyls may include multiple fused rings. Carbocyclyls may have any degree of saturation provided that at least one ring in the ring system is not aromatic. Carbocyclyl groups can either be unsubstituted or substituted with one or more substituents. In

some embodiments, carbocyclyl groups include 3 to 10 carbon atoms, for example, 3 to 6 carbon atoms.

**[030]** As used herein, “aryl” means a mono-, bi-, tri- or polycyclic group with only carbon atoms present in the ring backbone having 5 to 14 ring atoms, alternatively 5, 6, 9, or 10 ring atoms; and having 6, 10, or 14 pi electrons shared in a cyclic array; wherein at least one ring in the system is aromatic. Aryl groups can either be unsubstituted or substituted with one or more substituents. Examples of aryl include phenyl, naphthyl, tetrahydronaphthyl, 2,3-dihydro-1H-indenyl, and others. In some embodiments, the aryl is phenyl.

**[031]** As used herein, “arylalkylene” means an aryl-alkylene- group in which the aryl and alkylene moieties are as previously described. In some embodiments, arylalkylene groups contain a C<sub>1-4</sub>alkylene moiety. Exemplary arylalkylene groups include benzyl and 2-phenethyl.

**[032]** As used herein, the term “heteroaryl” means a mono-, bi-, tri- or polycyclic group having 5 to 14 ring atoms, alternatively 5, 6, 9, or 10 ring atoms; and having 6, 10, or 14 pi electrons shared in a cyclic array; wherein at least one ring in the system is aromatic, and at least one ring in the system contains one or more heteroatoms independently selected from the group consisting of N, O, and S. Heteroaryl groups can either be unsubstituted or substituted with one or more substituents. Examples of heteroaryl include thienyl, pyridinyl, furyl, oxazolyl, oxadiazolyl, pyrrolyl, imidazolyl, triazolyl, thiodiazolyl, pyrazolyl, isoxazolyl, thiadiazolyl, pyranyl, pyrazinyl, pyrimidinyl, pyridazinyl, triazinyl, thiazolyl benzothienyl, benzoxadiazolyl, benzofuranyl, benzimidazolyl, benzotriazolyl, cinnolinyl, indazolyl, indolyl, isoquinolinyl, isothiazolyl, naphthyridinyl, purinyl, thienopyridinyl, pyrido[2,3-*d*]pyrimidinyl, pyrrolo[2,3-*b*]pyridinyl, quinazolinyl, quinolinyl, thieno[2,3-*c*]pyridinyl, pyrazolo[3,4-*b*]pyridinyl, pyrazolo[3,4-*c*]pyridinyl, pyrazolo[4,3-*c*]pyridine, pyrazolo[4,3-*b*]pyridinyl, tetrazolyl, chromane, 2,3-dihydrobenzo[*b*][1,4]dioxine, benzo[*d*][1,3]dioxole, 2,3-dihydrobenzofuran, tetrahydroquinoline, 2,3-dihydrobenzo[*b*][1,4]oxathiine, and others. In some embodiments, the heteroaryl is selected from thienyl, pyridinyl, furyl, pyrazolyl, imidazolyl, pyranyl, pyrazinyl, and pyrimidinyl.

**[033]** As used herein, “halo”, “halide” or “halogen” is a chloro, bromo, fluoro, or iodo atom radical. In some embodiments, a halo is a chloro, bromo or fluoro. For example, a halide can be fluoro.

**[034]** As used herein, “haloalkyl” means a hydrocarbon substituent, which is a linear or branched, alkyl, alkenyl or alkynyl substituted with one or more chloro, bromo, fluoro, and/or iodo atom(s). In some embodiments, a haloalkyl is a fluoroalkyls, wherein one or more of the hydrogen atoms have been substituted by fluoro. In some embodiments, haloalkyls are of 1 to about 3 carbons in length (e.g., 1 to about 2 carbons in length or 1 carbon in length). The term

“haloalkylene” means a diradical variant of haloalkyl, and such diradicals may act as spacers between radicals, other atoms, or between a ring and another functional group.

**[035]** As used herein, “heterocyclyl” means a nonaromatic cyclic ring system comprising at least one heteroatom in the ring system backbone. Heterocyclyls may include multiple fused rings. Heterocyclyls may be substituted or unsubstituted with one or more substituents. In some embodiments, heterocycles have 3-11 members. In six membered monocyclic heterocycles, the heteroatom(s) are selected from one to three of O, N or S, and wherein when the heterocycle is five membered, it can have one or two heteroatoms selected from O, N, or S. Examples of heterocyclyl include aziriny, aziridinyl, azetidiny, oxetany, thietany, 1,4,2-dithiazolyl, dihydropyridinyl, 1,3-dioxany, 1,4-dioxany, 1,3-dioxolany, morpholinyl, thiomorpholinyl, piperazinyl, pyranyl, pyrrolidinyl, tetrahydrofuryl, tetrahydropyridinyl, oxazinyl, thiazinyl, thiinyl, thiazolidinyl, isothiazolidinyl, oxazolidinyl, isoxazolidinyl, piperidinyl, pyrazolidinyl, imidazolidinyl, thiomorpholinyl, and others. In some embodiments, the heterocyclyl is selected from azetidiny, morpholinyl, piperazinyl, pyrrolidinyl, and tetrahydropyridinyl.

**[036]** As used herein, “monocyclic heterocyclyl” means a single nonaromatic cyclic ring comprising at least one heteroatom in the ring system backbone. Heterocyclyls may be substituted or unsubstituted with one or more substituents. In some embodiments, heterocycles have 3-7 members. In six membered monocyclic heterocycles, the heteroatom(s) are selected from one to three of O, N or S, and wherein when the heterocycle is five membered, it can have one or two heteroatoms selected from O, N, or S. Examples of heterocyclyls include aziriny, aziridinyl, azetidiny, oxetany, thietany, 1,4,2-dithiazolyl, dihydropyridinyl, 1,3-dioxany, 1,4-dioxany, 1,3-dioxolany, morpholinyl, thiomorpholinyl, piperazinyl, pyranyl, pyrrolidinyl, tetrahydrofuryl, tetrahydropyridinyl, oxazinyl, thiazinyl, thiinyl, thiazolidinyl, isothiazolidinyl, oxazolidinyl, isoxazolidinyl, piperidinyl, pyrazolidinyl, imidazolidinyl, thiomorpholinyl, and others.

**[037]** As used herein, “bicyclic heterocyclyl” means a nonaromatic bicyclic ring system comprising at least one heteroatom in the ring system backbone. Bicyclic heterocyclyls may be substituted or unsubstituted with one or more substituents. In some embodiments, bicyclic heterocycles have 4-11 members with the heteroatom(s) being selected from one to five of O, N or S. Examples of bicyclic heterocyclyls include 2-azabicyclo[1.1.0]butane, 2-azabicyclo[2.1.0]pentane, 2-azabicyclo[1.1.1]pentane, 3-azabicyclo[3.1.0]hexane, 5-azabicyclo[2.1.1]hexane, 3-azabicyclo[3.2.0]heptane, octahydrocyclopenta[c]pyrrole, 3-azabicyclo[4.1.0]heptane, 7-azabicyclo[2.2.1]heptane, 6-azabicyclo[3.1.1]heptane, 7-azabicyclo[4.2.0]octane, 2-azabicyclo[2.2.2]octane, and the like.

**[038]** As used herein, “spirocyclic heterocyclyl” means a nonaromatic bicyclic ring system comprising at least one heteroatom in the ring system backbone and with the rings connected through just one atom. Spirocyclic heterocyclyls may be substituted or unsubstituted with one or more substituents. In some embodiments, spirocyclic heterocycles have 5-11 members with the heteroatom(s) being selected from one to five of O, N or S. Examples of spirocyclic heterocyclyls include 2-azaspiro[2.2]pentane, 4-azaspiro[2.5]octane, 1-azaspiro[3.5]nonane, 2-azaspiro[3.5]nonane, 7-azaspiro[3.5]nonane, 2-azaspiro[4.4]nonane, 6-azaspiro[2.6]nonane, 1,7-diazaspiro[4.5]decane, 2,5-diazaspiro[3.6]decane, and the like.

**[039]** The term “substituted” refers to moieties having substituents replacing a hydrogen on one or more non-hydrogen atoms of the molecule. It will be understood that “substitution” or “substituted with” includes the implicit proviso that such substitution is in accordance with permitted valence of the substituted atom and the substituent, and that the substitution results in a stable compound, e.g., which does not spontaneously undergo transformation such as by rearrangement, cyclization, elimination, etc. Substituents can include, for example,  $-(C_{1-9} \text{ alkyl})$  optionally substituted with one or more of hydroxyl,  $-NH_2$ ,  $-NH(C_{1-3} \text{ alkyl})$ , and  $-N(C_{1-3} \text{ alkyl})_2$ ;  $-(C_{1-9} \text{ haloalkyl})$ ; a halide; a hydroxyl; a carbonyl [such as  $-C(O)OR$ , and  $-C(O)R$ ]; a thiocarbonyl [such as  $-C(S)OR$ ,  $-C(O)SR$ , and  $-C(S)R$ ];  $-(C_{1-9} \text{ alkoxy})$  optionally substituted with one or more of halide, hydroxyl,  $-NH_2$ ,  $-NH(C_{1-3} \text{ alkyl})$ , and  $-N(C_{1-3} \text{ alkyl})_2$ ;  $-OPO(OH)_2$ ; a phosphonate [such as  $-PO(OH)_2$  and  $-PO(OR')_2$ ];  $-OPO(OR')R''$ ;  $-NRR'$ ;  $-C(O)NRR'$ ;  $-C(NR)NR'R''$ ;  $-C(NR')R''$ ; a cyano; a nitro; an azido;  $-SH$ ;  $-S-R$ ;  $-OSO_2(OR)$ ; a sulfonate [such as  $-SO_2(OH)$  and  $-SO_2(OR)$ ];  $-SO_2NR'R''$ ; and  $-SO_2R$ ; in which each occurrence of R, R' and R'' are independently selected from H;  $-(C_{1-9} \text{ alkyl})$ ;  $C_{6-10}$  aryl optionally substituted with from 1-3  $R'''$ ; 5-10 membered heteroaryl having from 1-4 heteroatoms independently selected from N, O, and S and optionally substituted with from 1-3  $R'''$ ;  $C_{3-7}$  carbocyclyl optionally substituted with from 1-3  $R'''$ ; and 3-8 membered heterocyclyl having from 1-4 heteroatoms independently selected from N, O, and S and optionally substituted with from 1-3  $R'''$ ; wherein each  $R'''$  is independently selected from  $-(C_{1-6} \text{ alkyl})$ ,  $-(C_{1-6} \text{ haloalkyl})$ , a halide (e.g., F), a hydroxyl,  $-C(O)OR$ ,  $-C(O)R$ ,  $-(C_{1-6} \text{ alkoxy})$ ,  $-NRR'$ ,  $-C(O)NRR'$ , and a cyano, in which each occurrence of R and R' is independently selected from H and  $-(C_{1-6} \text{ alkyl})$ . In some embodiments, the substituent is selected from  $-(C_{1-6} \text{ alkyl})$ ,  $-(C_{1-6} \text{ haloalkyl})$ , a halide (e.g., F), a hydroxyl,  $-C(O)OR$ ,  $-C(O)R$ ,  $-(C_{1-6} \text{ alkoxy})$ ,  $-NRR'$ ,  $-C(O)NRR'$ , and a cyano, in which each occurrence of R and R' is independently selected from H and  $-(C_{1-6} \text{ alkyl})$ .

**[040]** As used herein, when two groups are indicated to be “linked” or “bonded” to form a “ring”, it is to be understood that a bond is formed between the two groups and may involve



replacement of a hydrogen atom on one or both groups with the bond, thereby forming a carbocyclyl, heterocyclyl, aryl, or heteroaryl ring. The skilled artisan will recognize that such rings can and are readily formed by routine chemical reactions. In some embodiments, such rings have from 3-7 members, for example, 5 or 6 members.

**[041]** The skilled artisan will recognize that some structures described herein may be resonance forms or tautomers of compounds that may be fairly represented by other chemical structures, even when kinetically, the artisan recognizes that such structures are only a very small portion of a sample of such compound(s). Such compounds are clearly contemplated within the scope of this disclosure, though such resonance forms or tautomers are not represented herein.

**[042]** The compounds provided herein may encompass various stereochemical forms. The compounds also encompass diastereomers as well as optical isomers, e.g., mixtures of enantiomers including racemic mixtures, as well as individual enantiomers and diastereomers, which arise as a consequence of structural asymmetry in certain compounds. Separation of the individual isomers or selective synthesis of the individual isomers is accomplished by application of various methods which are well known to practitioners in the art. Unless otherwise indicated, when a disclosed compound is named or depicted by a structure without specifying the stereochemistry and has one or more chiral centers, it is understood to represent all possible stereoisomers of the compound.

**[043]** The present disclosure includes all pharmaceutically acceptable isotopically labeled compounds of Formula I wherein one or more atoms are replaced by atoms having the same atomic number, but an atomic mass or mass number different from the atomic mass or mass number which predominates in nature. Examples of isotopes suitable for inclusion in the compounds of the disclosure include, but are not limited to, isotopes of hydrogen, such as  $^2\text{H}$  (deuterium) and  $^3\text{H}$  (tritium), carbon, such as  $^{11}\text{C}$ ,  $^{13}\text{C}$  and  $^{14}\text{C}$ , chlorine, such as  $^{36}\text{Cl}$ , fluorine, such as  $^{18}\text{F}$ , iodine, such as  $^{123}\text{I}$  and  $^{125}\text{I}$ , nitrogen, such as  $^{13}\text{N}$  and  $^{15}\text{N}$ , oxygen, such as  $^{15}\text{O}$ ,  $^{17}\text{O}$  and  $^{18}\text{O}$ , phosphorus, such as  $^{32}\text{P}$ , and sulfur, such as  $^{35}\text{S}$ .

**[044]** The term “administration” or “administering” refers to a method of providing a dosage of a compound or pharmaceutical composition to a vertebrate or invertebrate, including a mammal, a bird, a fish, or an amphibian, where the method is, e.g., orally, subcutaneously, intravenously, intralymphatic, intranasally, topically, transdermally, intraperitoneally, intramuscularly, intrapulmonarily, vaginally, rectally, otopharyngeally, neuro-otologically, intraocularly, subconjunctivally, via anterior eye chamber injection, intravitreally, intraperitoneally, intrathecally, intracistically, intrapleurally, via wound irrigation, intrabuccally, intra-abdominally, intra-articularly, intra-aurally, intrabronchially, intracapsularly, intrameningeally, via inhalation,

via endotracheal or endobronchial instillation, via direct instillation into pulmonary cavities, intraspinally, intrasynovially, intrathoracically, via thoracostomy irrigation, epidurally, intratympanically, intracisternally, intravascularly, intraventricularly, intraosseously, via irrigation of infected bone, or via application as part of any admixture with a prosthetic device. The method of administration can vary depending on various factors, e.g., the components of the pharmaceutical composition, the site of the disease, the disease involved, and the severity of the disease.

[045] A “diagnostic” as used herein is a compound, method, system, or device that assists in the identification or characterization of a health or disease state. The diagnostic can be used in standard assays as is known in the art.

[046] The term “mammal” is used in its usual biological sense. Thus, it specifically includes humans, cattle, horses, monkeys, dogs, cats, mice, rats, cows, sheep, pigs, goats, and non-human primates, but also includes many other species.

[047] The term “pharmaceutically acceptable carrier”, “pharmaceutically acceptable diluent” or “pharmaceutically acceptable excipient” includes any and all solvents, co-solvents, complexing agents, dispersion media, coatings, isotonic and absorption delaying agents and the like which are not biologically or otherwise undesirable. The use of such media and agents for pharmaceutically active substances is well known in the art. Except insofar as any conventional media or agent is incompatible with the active ingredient, its use in the therapeutic compositions is contemplated. Supplementary active ingredients can also be incorporated into the compositions. In addition, various adjuvants such as are commonly used in the art may be included. These and other such compounds are described in the literature, e.g., in the Merck Index, Merck & Company, Rahway, NJ. Considerations for the inclusion of various components in pharmaceutical compositions are described, e.g., in Gilman *et al.* (Eds.) (2010); Goodman and Gilman’s: The Pharmacological Basis of Therapeutics, 12th Ed., The McGraw-Hill Companies.

[048] The term “pharmaceutically acceptable salt” refers to salts that retain the biological effectiveness and properties of the compounds provided herein and, which are not biologically or otherwise undesirable. In many cases, the compounds provided herein are capable of forming acid and/or base salts by virtue of the presence of amino and/or carboxyl groups or groups similar thereto. Many such salts are known in the art, for example, as described in WO 87/05297. Pharmaceutically acceptable acid addition salts can be formed with inorganic acids and organic acids. Inorganic acids from which salts can be derived include, for example, hydrochloric acid, hydrobromic acid, sulfuric acid, nitric acid, phosphoric acid, and the like. Organic acids from which salts can be derived include, for example, acetic acid, propionic acid, glycolic acid, pyruvic acid, oxalic acid, maleic acid, malonic acid, succinic acid, fumaric acid, tartaric acid, citric acid,

benzoic acid, cinnamic acid, mandelic acid, methanesulfonic acid, ethanesulfonic acid, p-toluenesulfonic acid, salicylic acid, and the like. Pharmaceutically acceptable base addition salts can be formed with inorganic and organic bases. Inorganic bases from which salts can be derived include, for example, sodium, potassium, lithium, ammonium, calcium, magnesium, iron, zinc, copper, manganese, aluminum, and the like; particularly preferred are the ammonium, potassium, sodium, calcium, and magnesium salts. Organic bases from which salts can be derived include, for example, primary, secondary, and tertiary amines, substituted amines including naturally occurring substituted amines, cyclic amines, basic ion exchange resins, and the like, specifically such as isopropylamine, trimethylamine, diethylamine, triethylamine, tripropylamine, and ethanolamine.

[049] “Patient” as used herein, means a human or a non-human mammal, e.g., a dog, a cat, a mouse, a rat, a cow, a sheep, a pig, a goat, a non-human primate, or a bird, e.g., a chicken, as well as any other vertebrate or invertebrate. In some embodiments, the patient is a human.

[050] A “therapeutically effective amount” of a compound as provided herein is one which is sufficient to achieve the desired physiological effect and may vary according to the nature and severity of the disease condition, and the potency of the compound. “Therapeutically effective amount” is also intended to include one or more of the compounds of Formula I in combination with one or more other agents that are effective to treat the diseases and/or conditions described herein. The combination of compounds can be a synergistic combination. Synergy, as described, for example, by Chou and Talalay, *Advances in Enzyme Regulation* (1984), 22, 27-55, occurs when the effect of the compounds when administered in combination is greater than the additive effect of the compounds when administered alone as a single agent. In general, a synergistic effect is most clearly demonstrated at sub-optimal concentrations of the compounds. It will be appreciated that different concentrations may be employed for prophylaxis than for treatment of an active disease. This amount can further depend upon the patient’s height, weight, sex, age and medical history.

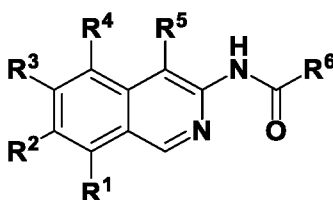
[051] A therapeutic effect relieves, to some extent, one or more of the symptoms of the disease.

[052] “Treat,” “treatment,” or “treating,” as used herein refers to administering a compound or pharmaceutical composition as provided herein for therapeutic purposes. The term “therapeutic treatment” refers to administering treatment to a patient already suffering from a disease thus causing a therapeutically beneficial effect, such as ameliorating existing symptoms, ameliorating the underlying metabolic causes of symptoms, postponing or preventing the further development of a disorder, and/or reducing the severity of symptoms that will or are expected to develop.

### Compounds

[053] The compounds and compositions described herein can be used as anti-proliferative agents, e.g., anti-cancer and anti-angiogenesis agents, and/or as inhibitors of the Wnt signaling pathway, e.g., for treating diseases or disorders associated with aberrant Wnt signaling. In addition, the compounds can be used as inhibitors of one or more kinases, kinase receptors, or kinase complexes. Such compounds and compositions are also useful for controlling cellular proliferation, differentiation, and/or apoptosis.

[054] Some embodiments of the present disclosure include compounds of Formula I:



I

or salts, pharmaceutically acceptable salts, or prodrugs thereof.

[055] In some embodiments,  $R^1$ ,  $R^2$ ,  $R^4$ , and  $R^5$  are independently selected from the group consisting of H, halide, unsubstituted  $-(C_{1-3} \text{ haloalkyl})$ , and unsubstituted  $-(C_{1-3} \text{ alkyl})$ ;

[056] In some embodiments,  $R^1$ ,  $R^2$ ,  $R^4$ , and  $R^5$  are independently selected from the group consisting of H, halide, amino, unsubstituted  $-(C_{1-3} \text{ haloalkyl})$ , and unsubstituted  $-(C_{1-3} \text{ alkyl})$ .

[057] In some embodiments,  $R^1$ ,  $R^2$ ,  $R^4$ , and  $R^5$  are independently selected from the group consisting of H and halide.

[058] In some embodiments,  $R^1$ ,  $R^2$ ,  $R^4$ , and  $R^5$  are independently selected from the group consisting of H and F.

[059] In some embodiments,  $R^1$ ,  $R^2$ ,  $R^4$ , and  $R^5$  are all H.

[060] In some embodiments,  $R^1$  is F, and  $R^2$ ,  $R^4$ , and  $R^5$  are all H.

[061] In some embodiments,  $R^2$  is F, and  $R^1$ ,  $R^4$ , and  $R^5$  are all H.

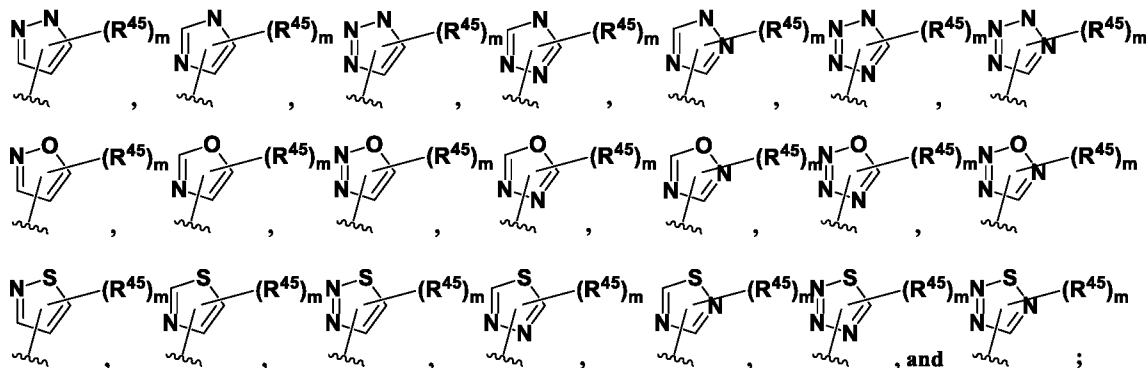
[062] In some embodiments,  $R^4$  is F, and  $R^1$ ,  $R^2$ , and  $R^5$  are all H.

[063] In some embodiments,  $R^5$  is F, and  $R^1$ ,  $R^2$ , and  $R^4$  are all H.

[064] In some embodiments,  $R^3$  is a 5-membered heteroaryl ring optionally substituted as defined anywhere herein.

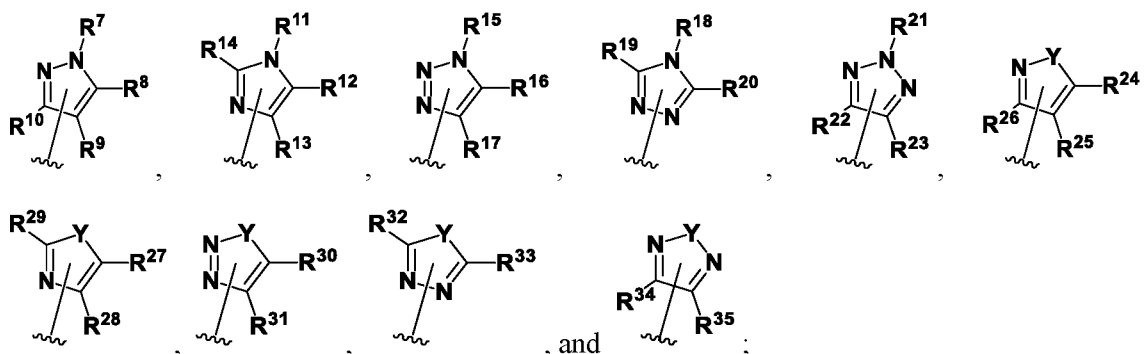
[065] In some embodiments,  $R^3$  is 5-membered heteroaryl ring optionally substituted with 1-4 (e.g., 1-3, 1-2, 1)  $R^{45}$ ;

[066] In some embodiments,  $R^3$  is selected from the group consisting of: furanyl optionally substituted with 1-4 (e.g., 1-3, 1-2, 1)  $R^{45}$ , thiophenyl optionally substituted with 1-4 (e.g., 1-3, 1-2, 1)  $R^{45}$ , pyrrolyl optionally substituted with 1-4 (e.g., 1-3, 1-2, 1)  $R^{45}$ ,



wherein each  $m$  is independently 1 to 4 (e.g., 1-3, 1-2, 1).

[067] In some embodiments,  $R^3$  is selected from the group consisting of:



wherein each of  $R^7$ - $R^{35}$  is, independently, a substituent as defined anywhere herein or a single bond connecting  $R^3$  to the isoquinoline ring; wherein only one of  $R^7$ - $R^{10}$  (when present) is a bond, only one of  $R^{11}$ - $R^{14}$  (when present) is a bond, only one of  $R^{15}$ - $R^{17}$  (when present) is a bond, only one of  $R^{18}$ - $R^{20}$  (when present) is a bond, only one of  $R^{21}$ - $R^{23}$  (when present) is a bond, only one of  $R^{24}$ - $R^{26}$  (when present) is a bond, only one of  $R^{27}$ - $R^{29}$  (when present) is a bond, only one of  $R^{30}$ - $R^{31}$  (when present) is a bond, only one of  $R^{32}$ - $R^{33}$  (when present) is a bond, and only one of  $R^{34}$ - $R^{35}$  (when present) is a bond; for purposes of clarification, any one of the nitrogen atoms attached to  $R^7$ ,  $R^{11}$ ,  $R^{15}$ ,  $R^{18}$ , or  $R^{21}$  can serve as the point of attachment of  $R^3$  to the isoquinoline ring; likewise, any one of the carbon atoms attached to  $R^8$ ,  $R^9$ ,  $R^{10}$ ,  $R^{12}$ ,  $R^{13}$ ,  $R^{14}$ ,  $R^{16}$ ,  $R^{17}$ ,  $R^{19}$ ,  $R^{20}$ ,  $R^{22}$ ,  $R^{23}$ ,  $R^{24}$ ,  $R^{25}$ ,  $R^{26}$ ,  $R^{27}$ ,  $R^{28}$ ,  $R^{29}$ ,  $R^{30}$ ,  $R^{31}$ ,  $R^{32}$ ,  $R^{33}$ ,  $R^{34}$ , or  $R^{35}$  can serve as the point of attachment of  $R^3$  to the isoquinoline ring.

[068] In some embodiments,  $R^6$  is selected from the group consisting of -aryl substituted with 1-5 (e.g., 1-4, 1-3, 1-2, 1)  $R^{36}$  and a 6-membered heteroaryl optionally substituted with 1-6 (e.g., 1-5, 1-4, 1-3, 1-2, 1)  $R^{37}$ .

[069] In some embodiments,  $R^6$  is selected from the group consisting of  $\text{--phenyl}$  substituted with 1-5  $R^{36}$ ,  $\text{--(C}_{1-3}\text{ alkylene)}_p\text{pyridinyl}$  optionally substituted with 1-6  $R^{37}$ , and a 6-10 membered heteroaryl optionally substituted with 1-6  $R^{37}$ ; wherein the carbonyl of Formula I is attached to an aromatic ring of the heteroaryl; wherein  $\text{--(C}_{1-3}\text{ alkylene)}$  is optionally substituted with one or more substituents as defined anywhere herein;

[070] In some embodiments,  $R^7$  is selected from the group consisting of a single bond, H, unsubstituted  $\text{--(C}_{1-9}\text{ alkyl)}$ , unsubstituted  $\text{--(C}_{2-9}\text{ alkenyl)}$ , unsubstituted  $\text{--(C}_{2-9}\text{ alkynyl)}$ , unsubstituted  $\text{--(C}_{1-9}\text{ haloalkyl)}$ ,  $\text{--(C}_{1-4}\text{ alkylene)}_p\text{heterocyclyl}$  optionally substituted with 1-10 (e.g., 1-9, 1-8, 1-7, 1-6, 1-5, 1-4, 1-3, 1-2, 1)  $R^{38}$ , and  $\text{--carbocyclyl}$  optionally substituted with 1-12 (e.g., 1-11, 1-10, 1-9, 1-8, 1-7, 1-6, 1-5, 1-4, 1-3, 1-2, 1)  $R^{39}$ ; wherein  $\text{--(C}_{1-4}\text{ alkylene)}$  is optionally substituted with one or more substituents as defined anywhere herein.

[071] In some embodiments,  $R^7$  is selected from the group consisting of a single bond, H, unsubstituted  $\text{--(C}_{1-9}\text{ alkyl)}$ , unsubstituted  $\text{--(C}_{2-9}\text{ alkenyl)}$ , unsubstituted  $\text{--(C}_{2-9}\text{ alkynyl)}$ , unsubstituted  $\text{--(C}_{1-9}\text{ haloalkyl)}$ ,  $\text{--(C}_{1-4}\text{ alkylene)}N(R^{48})_2$ ,  $\text{--(C}_{1-4}\text{ alkylene)}OR^{49}$ ,  $\text{--C(=O)N(R}^{48})_2$ ,  $\text{--(C}_{1-4}\text{ alkylene)}_p\text{heterocyclyl}$  optionally substituted with 1-10  $R^{38}$ , and  $\text{--carbocyclyl}$  optionally substituted with 1-12  $R^{39}$ ; wherein  $\text{--(C}_{1-4}\text{ alkylene)}$  is optionally substituted with one or more substituents as defined anywhere herein.

[072] In some embodiments,  $R^8$ ,  $R^9$ , and  $R^{10}$  are independently selected from the group consisting of a single bond, H, halide, unsubstituted  $\text{--(C}_{1-9}\text{ alkyl)}$ , unsubstituted  $\text{--(C}_{2-9}\text{ alkenyl)}$ , unsubstituted  $\text{--(C}_{2-9}\text{ alkynyl)}$ , unsubstituted  $\text{--(C}_{1-9}\text{ haloalkyl)}$ ,  $\text{--(C}_{1-4}\text{ alkylene)}_p\text{heterocyclyl}$  optionally substituted with 1-10 (e.g., 1-9, 1-8, 1-7, 1-6, 1-5, 1-4, 1-3, 1-2, 1)  $R^{38}$ , and  $\text{--carbocyclyl}$  optionally substituted with 1-12 (e.g., 1-11, 1-10, 1-9, 1-8, 1-7, 1-6, 1-5, 1-4, 1-3, 1-2, 1)  $R^{39}$ ; wherein each  $\text{--(C}_{1-4}\text{ alkylene)}$  is, independently, optionally substituted with one or more substituents as defined anywhere herein.

[073] In some embodiments,  $R^8$ ,  $R^9$ , and  $R^{10}$  are independently selected from the group consisting of a single bond, H, halide, unsubstituted  $\text{--(C}_{1-9}\text{ alkyl)}$ , unsubstituted  $\text{--(C}_{2-9}\text{ alkenyl)}$ , unsubstituted  $\text{--(C}_{2-9}\text{ alkynyl)}$ , unsubstituted  $\text{--(C}_{1-9}\text{ haloalkyl)}$ ,  $\text{--(C}_{1-4}\text{ alkylene)}_pN(R^{48})_2$ ,  $\text{--(C}_{1-4}\text{ alkylene)}_pOR^{49}$ ,  $\text{--C(=O)N(R}^{48})_2$ ,  $\text{--(C}_{1-4}\text{ alkylene)}_p\text{heterocyclyl}$  optionally substituted with 1-10  $R^{38}$ , and  $\text{--carbocyclyl}$  optionally substituted with 1-12  $R^{39}$ ; wherein each  $\text{--(C}_{1-4}\text{ alkylene)}$  is, independently, optionally substituted with one or more substituents as defined anywhere herein.

[074] In some embodiments, one of  $R^7$  and  $R^8$ ,  $R^8$  and  $R^9$ , or  $R^9$  and  $R^{10}$  are taken together to form a ring which is selected from the group consisting of  $\text{--heterocyclyl}$  optionally substituted with 1-10 (e.g., 1-9, 1-8, 1-7, 1-6, 1-5, 1-4, 1-3, 1-2, 1)  $R^{40}$  and  $\text{--carbocyclyl}$  optionally substituted with 1-12 (e.g., 1-11, 1-10, 1-9, 1-8, 1-7, 1-6, 1-5, 1-4, 1-3, 1-2, 1)  $R^{41}$ .

[075] In some embodiments,  $R^{11}$  is selected from the group consisting of a single bond, H, unsubstituted  $-(C_{1-9} \text{ alkyl})$ , unsubstituted  $-(C_{2-9} \text{ alkenyl})$ , unsubstituted  $-(C_{2-9} \text{ alkynyl})$ , unsubstituted  $-(C_{1-9} \text{ haloalkyl})$ ,  $-(C_{1-4} \text{ alkylene})_p$  heterocyclyl optionally substituted with 1-10 (e.g., 1-9, 1-8, 1-7, 1-6, 1-5, 1-4, 1-3, 1-2, 1)  $R^{38}$ , and  $-\text{carbocyclyl}$  optionally substituted with 1-12 (e.g., 1-11, 1-10, 1-9, 1-8, 1-7, 1-6, 1-5, 1-4, 1-3, 1-2, 1)  $R^{39}$ ; wherein  $-(C_{1-4} \text{ alkylene})$  is optionally substituted with one or more substituents as defined anywhere herein.

[076] In some embodiments,  $R^{11}$  is selected from the group consisting of a single bond, H, unsubstituted  $-(C_{1-9} \text{ alkyl})$ , unsubstituted  $-(C_{2-9} \text{ alkenyl})$ , unsubstituted  $-(C_{2-9} \text{ alkynyl})$ , unsubstituted  $-(C_{1-9} \text{ haloalkyl})$ ,  $-(C_{1-4} \text{ alkylene})N(R^{48})_2$ ,  $-(C_{1-4} \text{ alkylene})OR^{49}$ ,  $-C(=O)N(R^{48})_2$ ,  $-(C_{1-4} \text{ alkylene})_p$  heterocyclyl optionally substituted with 1-10  $R^{38}$ , and  $-\text{carbocyclyl}$  optionally substituted with 1-12  $R^{39}$ ; wherein  $-(C_{1-4} \text{ alkylene})$  is optionally substituted with one or more substituents as defined anywhere herein.

[077] In some embodiments,  $R^{12}$ ,  $R^{13}$ , and  $R^{14}$  are independently selected from the group consisting of a single bond, H, halide, unsubstituted  $-(C_{1-9} \text{ alkyl})$ , unsubstituted  $-(C_{2-9} \text{ alkenyl})$ , unsubstituted  $-(C_{2-9} \text{ alkynyl})$ , unsubstituted  $-(C_{1-9} \text{ haloalkyl})$ ,  $-(C_{1-4} \text{ alkylene})_p$  heterocyclyl optionally substituted with 1-10 (e.g., 1-9, 1-8, 1-7, 1-6, 1-5, 1-4, 1-3, 1-2, 1)  $R^{38}$ , and  $-\text{carbocyclyl}$  optionally substituted with 1-12 (e.g., 1-11, 1-10, 1-9, 1-8, 1-7, 1-6, 1-5, 1-4, 1-3, 1-2, 1)  $R^{39}$ ; wherein each  $-(C_{1-4} \text{ alkylene})$  is, independently, optionally substituted with one or more substituents as defined anywhere herein.

[078] In some embodiments,  $R^{12}$ ,  $R^{13}$ , and  $R^{14}$  are independently selected from the group consisting of a single bond, H, halide, unsubstituted  $-(C_{1-9} \text{ alkyl})$ , unsubstituted  $-(C_{2-9} \text{ alkenyl})$ , unsubstituted  $-(C_{2-9} \text{ alkynyl})$ , unsubstituted  $-(C_{1-9} \text{ haloalkyl})$ ,  $-(C_{1-4} \text{ alkylene})_pN(R^{48})_2$ ,  $-(C_{1-4} \text{ alkylene})_pOR^{49}$ ,  $-C(=O)N(R^{48})_2$ ,  $-(C_{1-4} \text{ alkylene})_p$  heterocyclyl optionally substituted with 1-10  $R^{38}$ , and  $-\text{carbocyclyl}$  optionally substituted with 1-12  $R^{39}$ ; wherein each  $-(C_{1-4} \text{ alkylene})$  is, independently, optionally substituted with one or more substituents as defined anywhere herein.

[079] In some embodiments, one of  $R^{11}$  and  $R^{12}$ ,  $R^{12}$  and  $R^{13}$ , or  $R^{14}$  and  $R^{11}$  are taken together to form a ring which is selected from the group consisting of  $-\text{heterocyclyl}$  optionally substituted with 1-10 (e.g., 1-9, 1-8, 1-7, 1-6, 1-5, 1-4, 1-3, 1-2, 1)  $R^{40}$  and  $-\text{carbocyclyl}$  optionally substituted with 1-12 (e.g., 1-11, 1-10, 1-9, 1-8, 1-7, 1-6, 1-5, 1-4, 1-3, 1-2, 1)  $R^{41}$ .

[080] In some embodiments,  $R^{15}$  is selected from the group consisting of a single bond, H, unsubstituted  $-(C_{1-9} \text{ alkyl})$ , unsubstituted  $-(C_{2-9} \text{ alkenyl})$ , unsubstituted  $-(C_{2-9} \text{ alkynyl})$ , unsubstituted  $-(C_{1-9} \text{ haloalkyl})$ ,  $-(C_{1-4} \text{ alkylene})_p$  heterocyclyl optionally substituted with 1-10 (e.g., 1-9, 1-8, 1-7, 1-6, 1-5, 1-4, 1-3, 1-2, 1)  $R^{38}$ , and  $-\text{carbocyclyl}$  optionally substituted with 1-12 (e.g.,

1-11, 1-10, 1-9, 1-8, 1-7, 1-6, 1-5, 1-4, 1-3, 1-2, 1)  $R^{39}$ ; wherein  $-(C_{1-4} \text{ alkylene})$  is optionally substituted with one or more substituents as defined anywhere herein.

**[081]** In some embodiments,  $R^{15}$  is selected from the group consisting of a single bond, H, unsubstituted  $-(C_{1-9} \text{ alkyl})$ , unsubstituted  $-(C_{2-9} \text{ alkenyl})$ , unsubstituted  $-(C_{2-9} \text{ alkynyl})$ , unsubstituted  $-(C_{1-9} \text{ haloalkyl})$ ,  $-(C_{1-4} \text{ alkylene})N(R^{48})_2$ ,  $-(C_{1-4} \text{ alkylene})OR^{49}$ ,  $-C(=O)N(R^{48})_2$ ,  $-(C_{1-4} \text{ alkylene})_p\text{heterocyclyl}$  optionally substituted with 1-10  $R^{38}$ , and  $-\text{carbocyclyl}$  optionally substituted with 1-12  $R^{39}$ ; wherein  $-(C_{1-4} \text{ alkylene})$  is optionally substituted with one or more substituents as defined anywhere herein.

**[082]** In some embodiments,  $R^{16}$  and  $R^{17}$  are independently selected from the group consisting of a single bond, H, halide, unsubstituted  $-(C_{1-9} \text{ alkyl})$ , unsubstituted  $-(C_{2-9} \text{ alkenyl})$ , unsubstituted  $-(C_{2-9} \text{ alkynyl})$ , unsubstituted  $-(C_{1-9} \text{ haloalkyl})$ ,  $-(C_{1-4} \text{ alkylene})_p\text{heterocyclyl}$  optionally substituted with 1-10 (e.g., 1-9, 1-8, 1-7, 1-6, 1-5, 1-4, 1-3, 1-2, 1)  $R^{38}$ , and  $-\text{carbocyclyl}$  optionally substituted with 1-12 (e.g., 1-11, 1-10, 1-9, 1-8, 1-7, 1-6, 1-5, 1-4, 1-3, 1-2, 1)  $R^{39}$ ; wherein each  $-(C_{1-4} \text{ alkylene})$  is, independently, optionally substituted with one or more substituents as defined anywhere herein.

**[083]** In some embodiments,  $R^{16}$  and  $R^{17}$  are independently selected from the group consisting of a single bond, H, halide, unsubstituted  $-(C_{1-9} \text{ alkyl})$ , unsubstituted  $-(C_{2-9} \text{ alkenyl})$ , unsubstituted  $-(C_{2-9} \text{ alkynyl})$ , unsubstituted  $-(C_{1-9} \text{ haloalkyl})$ ,  $-(C_{1-4} \text{ alkylene})_pN(R^{48})_2$ ,  $-(C_{1-4} \text{ alkylene})_pOR^{49}$ ,  $-C(=O)N(R^{48})_2$ ,  $-(C_{1-4} \text{ alkylene})_p\text{heterocyclyl}$  optionally substituted with 1-10  $R^{38}$ , and  $-\text{carbocyclyl}$  optionally substituted with 1-12  $R^{39}$ ; wherein each  $-(C_{1-4} \text{ alkylene})$  is, independently, optionally substituted with one or more substituents as defined anywhere herein.

**[084]** In some embodiments, one of  $R^{15}$  and  $R^{16}$  or  $R^{16}$  and  $R^{17}$  are taken together to form a ring which is selected from the group consisting of  $-\text{heterocyclyl}$  optionally substituted with 1-10 (e.g., 1-9, 1-8, 1-7, 1-6, 1-5, 1-4, 1-3, 1-2, 1)  $R^{40}$  and  $-\text{carbocyclyl}$  optionally substituted with 1-12 (e.g., 1-11, 1-10, 1-9, 1-8, 1-7, 1-6, 1-5, 1-4, 1-3, 1-2, 1)  $R^{41}$ .

**[085]** In some embodiments,  $R^{18}$  is selected from the group consisting of a single bond, H, unsubstituted  $-(C_{1-9} \text{ alkyl})$ , unsubstituted  $-(C_{2-9} \text{ alkenyl})$ , unsubstituted  $-(C_{2-9} \text{ alkynyl})$ , unsubstituted  $-(C_{1-9} \text{ haloalkyl})$ ,  $-(C_{1-4} \text{ alkylene})_p\text{heterocyclyl}$  optionally substituted with 1-10 (e.g., 1-9, 1-8, 1-7, 1-6, 1-5, 1-4, 1-3, 1-2, 1)  $R^{38}$ , and  $-\text{carbocyclyl}$  optionally substituted with 1-12 (e.g., 1-11, 1-10, 1-9, 1-8, 1-7, 1-6, 1-5, 1-4, 1-3, 1-2, 1)  $R^{39}$ ; wherein  $-(C_{1-4} \text{ alkylene})$  is optionally substituted with one or more substituents as defined anywhere herein.

**[086]** In some embodiments,  $R^{18}$  is selected from the group consisting of a single bond, H, unsubstituted  $-(C_{1-9} \text{ alkyl})$ , unsubstituted  $-(C_{2-9} \text{ alkenyl})$ , unsubstituted  $-(C_{2-9} \text{ alkynyl})$ , unsubstituted  $-(C_{1-9} \text{ haloalkyl})$ ,  $-(C_{1-4} \text{ alkylene})N(R^{48})_2$ ,  $-(C_{1-4} \text{ alkylene})OR^{49}$ ,  $-C(=O)N(R^{48})_2$ ,  $-$



(C<sub>1-4</sub> alkylene)<sub>p</sub>heterocyclyl optionally substituted with 1-10 R<sup>38</sup>, and -carbocyclyl optionally substituted with 1-12 R<sup>39</sup>; wherein -(C<sub>1-4</sub> alkylene) is optionally substituted with one or more substituents as defined anywhere herein.

[087] In some embodiments, R<sup>19</sup> and R<sup>20</sup> are independently selected from the group consisting of a single bond, H, halide, unsubstituted -(C<sub>1-9</sub> alkyl), unsubstituted -(C<sub>2-9</sub> alkenyl), unsubstituted -(C<sub>2-9</sub> alkynyl), unsubstituted -(C<sub>1-9</sub> haloalkyl), -(C<sub>1-4</sub> alkylene)<sub>p</sub>heterocyclyl optionally substituted with 1-10 (e.g., 1-9, 1-8, 1-7, 1-6, 1-5, 1-4, 1-3, 1-2, 1) R<sup>38</sup>, and -carbocyclyl optionally substituted with 1-12 (e.g., 1-11, 1-10, 1-9, 1-8, 1-7, 1-6, 1-5, 1-4, 1-3, 1-2, 1) R<sup>39</sup>; wherein each -(C<sub>1-4</sub> alkylene) is, independently, optionally substituted with one or more substituents as defined anywhere herein.

[088] In some embodiments, R<sup>19</sup> and R<sup>20</sup> are independently selected from the group consisting of a single bond, H, halide, unsubstituted -(C<sub>1-9</sub> alkyl), unsubstituted -(C<sub>2-9</sub> alkenyl), unsubstituted -(C<sub>2-9</sub> alkynyl), unsubstituted -(C<sub>1-9</sub> haloalkyl), -(C<sub>1-4</sub> alkylene)<sub>p</sub>N(R<sup>48</sup>)<sub>2</sub>, -(C<sub>1-4</sub> alkylene)<sub>p</sub>OR<sup>49</sup>, -C(=O)N(R<sup>48</sup>)<sub>2</sub>, -(C<sub>1-4</sub> alkylene)<sub>p</sub>heterocyclyl optionally substituted with 1-10 R<sup>38</sup>, and -carbocyclyl optionally substituted with 1-12 R<sup>39</sup>; wherein each -(C<sub>1-4</sub> alkylene) is, independently, optionally substituted with one or more substituents as defined anywhere herein.

[089] In some embodiments, one of R<sup>18</sup> and R<sup>19</sup> or R<sup>18</sup> and R<sup>20</sup> are taken together to form a heterocyclyl optionally substituted with 1-10 (e.g., 1-9, 1-8, 1-7, 1-6, 1-5, 1-4, 1-3, 1-2, 1) R<sup>40</sup>.

[090] In some embodiments, R<sup>21</sup> is selected from the group consisting of a single bond, H, unsubstituted -(C<sub>1-9</sub> alkyl), unsubstituted -(C<sub>2-9</sub> alkenyl), unsubstituted -(C<sub>2-9</sub> alkynyl), unsubstituted -(C<sub>1-9</sub> haloalkyl), -(C<sub>1-4</sub> alkylene)<sub>p</sub>heterocyclyl optionally substituted with 1-10 (e.g., 1-9, 1-8, 1-7, 1-6, 1-5, 1-4, 1-3, 1-2, 1) R<sup>38</sup>, and -carbocyclyl optionally substituted with 1-12 (e.g., 1-11, 1-10, 1-9, 1-8, 1-7, 1-6, 1-5, 1-4, 1-3, 1-2, 1) R<sup>39</sup>; wherein -(C<sub>1-4</sub> alkylene) is optionally substituted with one or more substituents as defined anywhere herein.

[091] In some embodiments, R<sup>21</sup> is selected from the group consisting of a single bond, H, unsubstituted -(C<sub>1-9</sub> alkyl), unsubstituted -(C<sub>2-9</sub> alkenyl), unsubstituted -(C<sub>2-9</sub> alkynyl), unsubstituted -(C<sub>1-9</sub> haloalkyl), -(C<sub>1-4</sub> alkylene)N(R<sup>48</sup>)<sub>2</sub>, -(C<sub>1-4</sub> alkylene)OR<sup>49</sup>, -C(=O)N(R<sup>48</sup>)<sub>2</sub>, -(C<sub>1-4</sub> alkylene)<sub>p</sub>heterocyclyl optionally substituted with 1-10 R<sup>38</sup>, and -carbocyclyl optionally substituted with 1-12 R<sup>39</sup>; wherein -(C<sub>1-4</sub> alkylene) is optionally substituted with one or more substituents as defined anywhere herein.

[092] In some embodiments, R<sup>22</sup> and R<sup>23</sup> are independently selected from the group consisting of a single bond, H, halide, unsubstituted -(C<sub>1-9</sub> alkyl), unsubstituted -(C<sub>2-9</sub> alkenyl), unsubstituted -(C<sub>2-9</sub> alkynyl), unsubstituted -(C<sub>1-9</sub> haloalkyl), -(C<sub>1-4</sub> alkylene)<sub>p</sub>heterocyclyl

optionally substituted with 1-10 (e.g., 1-9, 1-8, 1-7, 1-6, 1-5, 1-4, 1-3, 1-2, 1)  $R^{38}$ , and –carbocyclyl optionally substituted with 1-12 (e.g., 1-11, 1-10, 1-9, 1-8, 1-7, 1-6, 1-5, 1-4, 1-3, 1-2, 1)  $R^{39}$ ; wherein each  $-(C_{1-4} \text{ alkylene})$  is, independently, optionally substituted with one or more substituents as defined anywhere herein.

**[093]** In some embodiments,  $R^{22}$  and  $R^{23}$  are independently selected from the group consisting of a single bond, H, halide, unsubstituted  $-(C_{1-9} \text{ alkyl})$ , unsubstituted  $-(C_{2-9} \text{ alkenyl})$ , unsubstituted  $-(C_{2-9} \text{ alkynyl})$ , unsubstituted  $-(C_{1-9} \text{ haloalkyl})$ ,  $-(C_{1-4} \text{ alkylene})_p N(R^{48})_2$ ,  $-(C_{1-4} \text{ alkylene})_p OR^{49}$ ,  $-C(=O)N(R^{48})_2$ ,  $-(C_{1-4} \text{ alkylene})_p$  heterocyclyl optionally substituted with 1-10  $R^{38}$ , and –carbocyclyl optionally substituted with 1-12  $R^{39}$ ; wherein each  $-(C_{1-4} \text{ alkylene})$  is, independently, optionally substituted with one or more substituents as defined anywhere herein.

**[094]** In some embodiments,  $R^{22}$  and  $R^{23}$  are taken together to form a ring which is selected from the group consisting of –heterocyclyl optionally substituted with 1-10 (e.g., 1-9, 1-8, 1-7, 1-6, 1-5, 1-4, 1-3, 1-2, 1)  $R^{40}$  and –carbocyclyl optionally substituted with 1-12 (e.g., 1-11, 1-10, 1-9, 1-8, 1-7, 1-6, 1-5, 1-4, 1-3, 1-2, 1)  $R^{41}$ .

**[095]** In some embodiments,  $R^{24}$ ,  $R^{25}$ , and  $R^{26}$  are independently selected from the group consisting of a single bond, H, halide, unsubstituted  $-(C_{1-9} \text{ alkyl})$ , unsubstituted  $-(C_{2-9} \text{ alkenyl})$ , unsubstituted  $-(C_{2-9} \text{ alkynyl})$ , unsubstituted  $-(C_{1-9} \text{ haloalkyl})$ ,  $-(C_{1-4} \text{ alkylene})_p$  heterocyclyl optionally substituted with 1-10 (e.g., 1-9, 1-8, 1-7, 1-6, 1-5, 1-4, 1-3, 1-2, 1)  $R^{38}$ , and –carbocyclyl optionally substituted with 1-12 (e.g., 1-11, 1-10, 1-9, 1-8, 1-7, 1-6, 1-5, 1-4, 1-3, 1-2, 1)  $R^{39}$ ; wherein each  $-(C_{1-4} \text{ alkylene})$  is, independently, optionally substituted with one or more substituents as defined anywhere herein.

**[096]** In some embodiments,  $R^{24}$ ,  $R^{25}$ , and  $R^{26}$  are independently selected from the group consisting of a single bond, H, halide, unsubstituted  $-(C_{1-9} \text{ alkyl})$ , unsubstituted  $-(C_{2-9} \text{ alkenyl})$ , unsubstituted  $-(C_{2-9} \text{ alkynyl})$ , unsubstituted  $-(C_{1-9} \text{ haloalkyl})$ ,  $-(C_{1-4} \text{ alkylene})_p N(R^{48})_2$ ,  $-(C_{1-4} \text{ alkylene})_p OR^{49}$ ,  $-C(=O)N(R^{48})_2$ ,  $-(C_{1-4} \text{ alkylene})_p$  heterocyclyl optionally substituted with 1-10  $R^{38}$ , and –carbocyclyl optionally substituted with 1-12  $R^{39}$ ; wherein each  $-(C_{1-4} \text{ alkylene})$  is, independently, optionally substituted with one or more substituents as defined anywhere herein.

**[097]** In some embodiments, one of  $R^{24}$  and  $R^{25}$  or  $R^{25}$  and  $R^{26}$  are taken together to form a ring which is selected from the group consisting of –heterocyclyl optionally substituted with 1-10 (e.g., 1-9, 1-8, 1-7, 1-6, 1-5, 1-4, 1-3, 1-2, 1)  $R^{40}$  and –carbocyclyl optionally substituted with 1-12 (e.g., 1-11, 1-10, 1-9, 1-8, 1-7, 1-6, 1-5, 1-4, 1-3, 1-2, 1)  $R^{41}$ .

**[098]** In some embodiments,  $R^{27}$ ,  $R^{28}$ , and  $R^{29}$  are independently selected from the group consisting of a single bond, H, halide, unsubstituted  $-(C_{1-9} \text{ alkyl})$ , unsubstituted  $-(C_{2-9} \text{ alkenyl})$ , unsubstituted  $-(C_{2-9} \text{ alkynyl})$ , unsubstituted  $-(C_{1-9} \text{ haloalkyl})$ ,  $-(C_{1-4}$

alkylene)<sub>p</sub>heterocyclyl optionally substituted with 1-10 (e.g., 1-9, 1-8, 1-7, 1-6, 1-5, 1-4, 1-3, 1-2, 1) R<sup>38</sup>, and –carbocyclyl optionally substituted with 1-12 (e.g., 1-11, 1-10, 1-9, 1-8, 1-7, 1-6, 1-5, 1-4, 1-3, 1-2, 1) R<sup>39</sup>; wherein each –(C<sub>1-4</sub> alkylene) is, independently, optionally substituted with one or more substituents as defined anywhere herein.

**[0099]** In some embodiments, R<sup>27</sup>, R<sup>28</sup>, and R<sup>29</sup> are independently selected from the group consisting of a single bond, H, halide, unsubstituted –(C<sub>1-9</sub> alkyl), unsubstituted –(C<sub>2-9</sub> alkenyl), unsubstituted –(C<sub>2-9</sub> alkynyl), unsubstituted –(C<sub>1-9</sub> haloalkyl), –(C<sub>1-4</sub> alkylene)<sub>p</sub>N(R<sup>48</sup>)<sub>2</sub>, –(C<sub>1-4</sub> alkylene)<sub>p</sub>OR<sup>49</sup>, –C(=O)N(R<sup>48</sup>)<sub>2</sub>, –(C<sub>1-4</sub> alkylene)<sub>p</sub>heterocyclyl optionally substituted with 1-10 R<sup>38</sup>, and –carbocyclyl optionally substituted with 1-12 R<sup>39</sup>; wherein each –(C<sub>1-4</sub> alkylene) is, independently, optionally substituted with one or more substituents as defined anywhere herein.

**[0100]** In some embodiments, R<sup>27</sup> and R<sup>28</sup> are taken together to form a ring which is selected from the group consisting of –heterocyclyl optionally substituted with 1-10 (e.g., 1-9, 1-8, 1-7, 1-6, 1-5, 1-4, 1-3, 1-2, 1) R<sup>40</sup> and –carbocyclyl optionally substituted with 1-12 (e.g., 1-11, 1-10, 1-9, 1-8, 1-7, 1-6, 1-5, 1-4, 1-3, 1-2, 1) R<sup>41</sup>.

**[0101]** In some embodiments, R<sup>30</sup> and R<sup>31</sup> are independently selected from the group consisting of a single bond, H, halide, unsubstituted –(C<sub>1-9</sub> alkyl), unsubstituted –(C<sub>2-9</sub> alkenyl), unsubstituted –(C<sub>2-9</sub> alkynyl), unsubstituted –(C<sub>1-9</sub> haloalkyl), –(C<sub>1-4</sub> alkylene)<sub>p</sub>heterocyclyl optionally substituted with 1-10 (e.g., 1-9, 1-8, 1-7, 1-6, 1-5, 1-4, 1-3, 1-2, 1) R<sup>38</sup>, and –carbocyclyl optionally substituted with 1-12 (e.g., 1-11, 1-10, 1-9, 1-8, 1-7, 1-6, 1-5, 1-4, 1-3, 1-2, 1) R<sup>39</sup>; wherein each –(C<sub>1-4</sub> alkylene) is, independently, optionally substituted with one or more substituents as defined anywhere herein.

**[0102]** In some embodiments, R<sup>30</sup> and R<sup>31</sup> are independently selected from the group consisting of a single bond, H, halide, unsubstituted –(C<sub>1-9</sub> alkyl), unsubstituted –(C<sub>2-9</sub> alkenyl), unsubstituted –(C<sub>2-9</sub> alkynyl), unsubstituted –(C<sub>1-9</sub> haloalkyl), –(C<sub>1-4</sub> alkylene)<sub>p</sub>N(R<sup>48</sup>)<sub>2</sub>, –(C<sub>1-4</sub> alkylene)<sub>p</sub>OR<sup>49</sup>, –C(=O)N(R<sup>48</sup>)<sub>2</sub>, –(C<sub>1-4</sub> alkylene)<sub>p</sub>heterocyclyl optionally substituted with 1-10 R<sup>38</sup>, and –carbocyclyl optionally substituted with 1-12 R<sup>39</sup>; wherein each –(C<sub>1-4</sub> alkylene) is, independently, optionally substituted with one or more substituents as defined anywhere herein.

**[0103]** In some embodiments, R<sup>30</sup> and R<sup>31</sup> are taken together to form a ring which is selected from the group consisting of –heterocyclyl optionally substituted with 1-10 (e.g., 1-9, 1-8, 1-7, 1-6, 1-5, 1-4, 1-3, 1-2, 1) R<sup>40</sup> and –carbocyclyl optionally substituted with 1-12 (e.g., 1-11, 1-10, 1-9, 1-8, 1-7, 1-6, 1-5, 1-4, 1-3, 1-2, 1) R<sup>41</sup>.

**[0104]** In some embodiments, R<sup>32</sup> and R<sup>33</sup> are independently selected from the group consisting of a single bond, H, halide, unsubstituted –(C<sub>1-9</sub> alkyl), unsubstituted –(C<sub>2-9</sub> alkenyl), unsubstituted –(C<sub>2-9</sub> alkynyl), unsubstituted –(C<sub>1-9</sub> haloalkyl), –(C<sub>1-4</sub> alkylene)<sub>p</sub>heterocyclyl

optionally substituted with 1-10 (e.g., 1-9, 1-8, 1-7, 1-6, 1-5, 1-4, 1-3, 1-2, 1) R<sup>38</sup>, and –carbocyclyl optionally substituted with 1-12 (e.g., 1-11, 1-10, 1-9, 1-8, 1-7, 1-6, 1-5, 1-4, 1-3, 1-2, 1) R<sup>39</sup>; wherein each –(C<sub>1-4</sub> alkylene) is, independently, optionally substituted with one or more substituents as defined anywhere herein.

**[0105]** In some embodiments, R<sup>32</sup> and R<sup>33</sup> are independently selected from the group consisting of a single bond, H, halide, unsubstituted –(C<sub>1-9</sub> alkyl), unsubstituted –(C<sub>2-9</sub> alkenyl), unsubstituted –(C<sub>2-9</sub> alkynyl), unsubstituted –(C<sub>1-9</sub> haloalkyl), –(C<sub>1-4</sub> alkylene)<sub>p</sub>N(R<sup>48</sup>)<sub>2</sub>, –(C<sub>1-4</sub> alkylene)<sub>p</sub>OR<sup>49</sup>, –C(=O)N(R<sup>48</sup>)<sub>2</sub>, –(C<sub>1-4</sub> alkylene)<sub>p</sub>heterocyclyl optionally substituted with 1-10 R<sup>38</sup>, and –carbocyclyl optionally substituted with 1-12 R<sup>39</sup>; wherein each –(C<sub>1-4</sub> alkylene) is, independently, optionally substituted with one or more substituents as defined anywhere herein.

**[0106]** In some embodiments, R<sup>34</sup> and R<sup>35</sup> are independently selected from the group consisting of a single bond, H, halide, unsubstituted –(C<sub>1-9</sub> alkyl), unsubstituted –(C<sub>2-9</sub> alkenyl), unsubstituted –(C<sub>2-9</sub> alkynyl), unsubstituted –(C<sub>1-9</sub> haloalkyl), –(C<sub>1-4</sub> alkylene)<sub>p</sub>heterocyclyl optionally substituted with 1-10 (e.g., 1-9, 1-8, 1-7, 1-6, 1-5, 1-4, 1-3, 1-2, 1) R<sup>38</sup>, and –carbocyclyl optionally substituted with 1-12 (e.g., 1-11, 1-10, 1-9, 1-8, 1-7, 1-6, 1-5, 1-4, 1-3, 1-2, 1) R<sup>39</sup>; wherein each –(C<sub>1-4</sub> alkylene) is, independently, optionally substituted with one or more substituents as defined anywhere herein.

**[0107]** In some embodiments, R<sup>34</sup> and R<sup>35</sup> are independently selected from the group consisting of a single bond, H, halide, unsubstituted –(C<sub>1-9</sub> alkyl), unsubstituted –(C<sub>2-9</sub> alkenyl), unsubstituted –(C<sub>2-9</sub> alkynyl), unsubstituted –(C<sub>1-9</sub> haloalkyl), –(C<sub>1-4</sub> alkylene)<sub>p</sub>N(R<sup>48</sup>)<sub>2</sub>, –(C<sub>1-4</sub> alkylene)<sub>p</sub>OR<sup>49</sup>, –C(=O)N(R<sup>48</sup>)<sub>2</sub>, –(C<sub>1-4</sub> alkylene)<sub>p</sub>heterocyclyl optionally substituted with 1-10 R<sup>38</sup>, and –carbocyclyl optionally substituted with 1-12 R<sup>39</sup>; wherein each –(C<sub>1-4</sub> alkylene) is, independently, optionally substituted with one or more substituents as defined anywhere herein.

**[0108]** In some embodiments, R<sup>34</sup> and R<sup>35</sup> are taken together to form a ring which is selected from the group consisting of –heterocyclyl optionally substituted with 1-10 (e.g., 1-9, 1-8, 1-7, 1-6, 1-5, 1-4, 1-3, 1-2, 1) R<sup>40</sup> and –carbocyclyl optionally substituted with 1-12 (e.g., 1-11, 1-10, 1-9, 1-8, 1-7, 1-6, 1-5, 1-4, 1-3, 1-2, 1) R<sup>41</sup>.

**[0109]** In some embodiments, each R<sup>36</sup> is independently selected from the group consisting of halide, unsubstituted –(C<sub>1-9</sub> alkyl), unsubstituted –(C<sub>2-9</sub> alkenyl), unsubstituted –(C<sub>2-9</sub> alkynyl), unsubstituted –(C<sub>1-9</sub> haloalkyl), –XR<sup>42</sup>, –C(O)N(R<sup>47</sup>)<sub>2</sub>, –(C<sub>1-4</sub> alkylene)<sub>p</sub>heterocyclyl optionally substituted with 1-10 (e.g., 1-9, 1-8, 1-7, 1-6, 1-5, 1-4, 1-3, 1-2, 1) R<sup>43</sup>, and –(C<sub>1-4</sub> alkylene)<sub>p</sub>carbocyclyl optionally substituted with 1-12 (e.g., 1-11, 1-10, 1-9, 1-8, 1-7, 1-6, 1-5, 1-4, 1-3, 1-2, 1) R<sup>44</sup>; wherein each –(C<sub>1-4</sub> alkylene) is, independently, optionally substituted with one or more substituents as defined anywhere herein.

**[0110]** In some embodiments, each  $R^{36}$  is independently selected from the group consisting of halide, unsubstituted  $-(C_{1-9} \text{ alkyl})$ , unsubstituted  $-(C_{2-9} \text{ alkenyl})$ , unsubstituted  $-(C_{2-9} \text{ alkynyl})$ , unsubstituted  $-(C_{1-9} \text{ haloalkyl})$ ,  $-XR^{42}$ ,  $-C(=O)N(R^{47})_2$ ,  $-(C_{1-4} \text{ alkylene})_p N(R^{50})_2$ ,  $-(C_{1-4} \text{ alkylene})_p \text{heterocyclyl}$  optionally substituted with 1-10  $R^{43}$ , and  $-(C_{1-4} \text{ alkylene})_p \text{carbocyclyl}$  optionally substituted with 1-12  $R^{44}$ ; wherein each  $-(C_{1-4} \text{ alkylene})$  is, independently, optionally substituted with one or more substituents as defined anywhere herein.

**[0111]** In some embodiments, each  $R^{37}$  is independently selected from the group consisting of halide, unsubstituted  $-(C_{1-9} \text{ alkyl})$ , unsubstituted  $-(C_{2-9} \text{ alkenyl})$ , unsubstituted  $-(C_{2-9} \text{ alkynyl})$ , unsubstituted  $-(C_{1-9} \text{ haloalkyl})$ ,  $-XR^{42}$ ,  $-C(O)N(R^{47})_2$ ,  $-(C_{1-4} \text{ alkylene})_p \text{heterocyclyl}$  optionally substituted with 1-10 (e.g., 1-9, 1-8, 1-7, 1-6, 1-5, 1-4, 1-3, 1-2, 1)  $R^{43}$ , and  $-(C_{1-4} \text{ alkylene})_p \text{carbocyclyl}$  optionally substituted with 1-12 (e.g., 1-11, 1-10, 1-9, 1-8, 1-7, 1-6, 1-5, 1-4, 1-3, 1-2, 1)  $R^{44}$ ; wherein each  $-(C_{1-4} \text{ alkylene})$  is, independently, optionally substituted with one or more substituents as defined anywhere herein.

**[0112]** In some embodiments, each  $R^{37}$  is independently selected from the group consisting of halide, unsubstituted  $-(C_{1-9} \text{ alkyl})$ , unsubstituted  $-(C_{2-9} \text{ alkenyl})$ , unsubstituted  $-(C_{2-9} \text{ alkynyl})$ , unsubstituted  $-(C_{1-9} \text{ haloalkyl})$ ,  $-XR^{42}$ ,  $-C(=O)N(R^{47})_2$ ,  $-(C_{1-4} \text{ alkylene})_p N(R^{50})_2$ ,  $-(C_{1-4} \text{ alkylene})_p \text{heterocyclyl}$  optionally substituted with 1-10  $R^{43}$ , and  $-(C_{1-4} \text{ alkylene})_p \text{carbocyclyl}$  optionally substituted with 1-12  $R^{44}$ ; wherein each  $-(C_{1-4} \text{ alkylene})$  is, independently, optionally substituted with one or more substituents as defined anywhere herein.

**[0113]** In some embodiments, each  $R^{38}$  is selected from the group consisting of halide, unsubstituted  $-(C_{1-5} \text{ alkyl})$ , unsubstituted  $-(C_{2-5} \text{ alkenyl})$ , unsubstituted  $-(C_{2-5} \text{ alkynyl})$ , unsubstituted  $-(C_{1-5} \text{ haloalkyl})$ ,  $-CN$ , and  $-(C_{1-4} \text{ alkylene})_p \text{carbocyclyl}$  optionally substituted with 1-12 (e.g., 1-11, 1-10, 1-9, 1-8, 1-7, 1-6, 1-5, 1-4, 1-3, 1-2, 1)  $R^{44}$ ; wherein each  $-(C_{1-4} \text{ alkylene})$  is, independently, optionally substituted with one or more substituents as defined anywhere herein.

**[0114]** In some embodiments, each  $R^{39}$  is selected from the group consisting of halide, unsubstituted  $-(C_{1-5} \text{ alkyl})$ , unsubstituted  $-(C_{2-5} \text{ alkenyl})$ , unsubstituted  $-(C_{2-5} \text{ alkynyl})$ , unsubstituted  $-(C_{1-5} \text{ haloalkyl})$ ,  $-CN$ , and  $-(C_{1-4} \text{ alkylene})_p \text{carbocyclyl}$  optionally substituted with 1-12 (e.g., 1-11, 1-10, 1-9, 1-8, 1-7, 1-6, 1-5, 1-4, 1-3, 1-2, 1)  $R^{44}$ ; wherein each  $-(C_{1-4} \text{ alkylene})$  is, independently, optionally substituted with one or more substituents as defined anywhere herein.

**[0115]** In some embodiments, each  $R^{40}$  is selected from the group consisting of halide, unsubstituted  $-(C_{1-5} \text{ alkyl})$ , unsubstituted  $-(C_{2-5} \text{ alkenyl})$ , unsubstituted  $-(C_{2-5} \text{ alkynyl})$ , unsubstituted  $-(C_{1-5} \text{ haloalkyl})$ ,  $-CN$ , and  $-(C_{1-4} \text{ alkylene})_p \text{carbocyclyl}$  optionally substituted with 1-12 (e.g., 1-11, 1-10, 1-9, 1-8, 1-7, 1-6, 1-5, 1-4, 1-3, 1-2, 1)  $R^{44}$ ; wherein each  $-(C_{1-4} \text{ alkylene})$  is, independently, optionally substituted with one or more substituents as defined anywhere herein.

[0116] In some embodiments, each  $R^{41}$  is selected from the group consisting of halide, unsubstituted  $-(C_{1-5} \text{ alkyl})$ , unsubstituted  $-(C_{2-5} \text{ alkenyl})$ , unsubstituted  $-(C_{2-5} \text{ alkynyl})$ , unsubstituted  $-(C_{1-5} \text{ haloalkyl})$ , and  $-CN$ .

[0117] In some embodiments, each  $R^{42}$  is selected from the group consisting of unsubstituted  $-(C_{1-5} \text{ alkyl})$ , unsubstituted  $-(C_{2-5} \text{ alkenyl})$ , unsubstituted  $-(C_{2-5} \text{ alkynyl})$ , unsubstituted  $-(C_{1-5} \text{ haloalkyl})$ ,  $-(C_{1-4} \text{ alkylene})_p \text{aryl}$  optionally substituted with 1-10 (e.g., 1-9, 1-8, 1-7, 1-6, 1-5, 1-4, 1-3, 1-2, 1)  $R^{46}$ ,  $-(C_{1-4} \text{ alkylene})_p \text{heterocyclyl}$  optionally substituted with 1-12 (e.g., 1-11, 1-10, 1-9, 1-8, 1-7, 1-6, 1-5, 1-4, 1-3, 1-2, 1)  $R^{43}$ , and  $-(C_{1-4} \text{ alkylene})_p \text{carbocyclyl}$  optionally substituted with 1-12 (e.g., 1-11, 1-10, 1-9, 1-8, 1-7, 1-6, 1-5, 1-4, 1-3, 1-2, 1)  $R^{44}$ ; wherein each  $-(C_{1-4} \text{ alkylene})$  is, independently, optionally substituted with one or more substituents as defined anywhere herein.

[0118] In some embodiments, each  $R^{42}$  is independently selected from the group consisting of H, unsubstituted  $-(C_{1-5} \text{ alkyl})$ , unsubstituted  $-(C_{2-5} \text{ alkenyl})$ , unsubstituted  $-(C_{2-5} \text{ alkynyl})$ , unsubstituted  $-(C_{1-5} \text{ haloalkyl})$ ,  $-(C_{1-4} \text{ alkylene})N(R^{48})_2$ ,  $-(C_{1-4} \text{ alkylene})_p \text{aryl}$  optionally substituted with 1-10  $R^{46}$ ,  $-(C_{1-4} \text{ alkylene})_p \text{heterocyclyl}$  optionally substituted with 1-12  $R^{43}$ , and  $-(C_{1-4} \text{ alkylene})_p \text{carbocyclyl}$  optionally substituted with 1-12  $R^{44}$ ; wherein each  $-(C_{1-4} \text{ alkylene})$  is, independently, optionally substituted with one or more substituents as defined anywhere herein.

[0119] In some embodiments, each  $R^{43}$  is selected from the group consisting of halide, unsubstituted  $-(C_{1-5} \text{ alkyl})$ , unsubstituted  $-(C_{2-5} \text{ alkenyl})$ , unsubstituted  $-(C_{2-5} \text{ alkynyl})$ , unsubstituted  $-(C_{1-5} \text{ haloalkyl})$ ,  $-CN$ , and  $-(C_{1-4} \text{ alkylene})_p \text{carbocyclyl}$  optionally substituted with 1-12 (e.g., 1-11, 1-10, 1-9, 1-8, 1-7, 1-6, 1-5, 1-4, 1-3, 1-2, 1)  $R^{44}$ ; wherein each  $-(C_{1-4} \text{ alkylene})$  is, independently, optionally substituted with one or more substituents as defined anywhere herein.

[0120] In some embodiments, each  $R^{43}$  is independently selected from the group consisting of halide, unsubstituted  $-(C_{1-5} \text{ alkyl})$ , unsubstituted  $-(C_{2-5} \text{ alkenyl})$ , unsubstituted  $-(C_{2-5} \text{ alkynyl})$ , unsubstituted  $-(C_{1-5} \text{ haloalkyl})$ ,  $-CN$ ,  $-OH$ ,  $-C(=O)R^{51}$ ,  $-N(R^{50})_2$ , and  $-(C_{1-4} \text{ alkylene})_p \text{carbocyclyl}$  optionally substituted with 1-12  $R^{44}$ ; wherein each  $-(C_{1-4} \text{ alkylene})$  is, independently, optionally substituted with one or more substituents as defined anywhere herein.

[0121] In some embodiments, each  $R^{44}$  is selected from the group consisting of halide, unsubstituted  $-(C_{1-5} \text{ alkyl})$ , unsubstituted  $-(C_{2-5} \text{ alkenyl})$ , unsubstituted  $-(C_{2-5} \text{ alkynyl})$ , unsubstituted  $-(C_{1-5} \text{ haloalkyl})$ , and  $-CN$ .

[0122] In some embodiments, each  $R^{45}$  is independently selected from the group consisting of H, unsubstituted  $-(C_{1-9} \text{ alkyl})$ , unsubstituted  $-(C_{2-9} \text{ alkenyl})$ , unsubstituted  $-(C_{2-9} \text{ alkynyl})$ , unsubstituted  $-(C_{1-9} \text{ haloalkyl})$ ,  $-(C_{1-4} \text{ alkylene})_p \text{heterocyclyl}$  optionally substituted with 1-10 (e.g., 1-9, 1-8, 1-7, 1-6, 1-5, 1-4, 1-3, 1-2, 1)  $R^{38}$ , and  $-\text{carbocyclyl}$  optionally substituted with

1-12 (e.g., 1-11, 1-10, 1-9, 1-8, 1-7, 1-6, 1-5, 1-4, 1-3, 1-2, 1) R<sup>39</sup>; wherein each  $-(C_{1-4} \text{ alkylene})$  is, independently, optionally substituted with one or more substituents as defined anywhere herein.

**[0123]** In some embodiments, each R<sup>45</sup> is independently selected from the group consisting of halide, unsubstituted  $-(C_{1-9} \text{ alkyl})$ , unsubstituted  $-(C_{2-9} \text{ alkenyl})$ , unsubstituted  $-(C_{2-9} \text{ alkynyl})$ , unsubstituted  $-(C_{1-9} \text{ haloalkyl})$ ,  $-(C_{1-4} \text{ alkylene})_p N(R^{48})_2$ ,  $-(C_{1-4} \text{ alkylene})_p OR^{49}$ ,  $-C(=O)N(R^{48})_2$ ,  $-(C_{1-4} \text{ alkylene})_p$  heterocyclyl optionally substituted with 1-10 R<sup>38</sup>, and  $-\text{carbocyclyl}$  optionally substituted with 1-12 R<sup>39</sup>; wherein each  $-(C_{1-4} \text{ alkylene})$  is, independently, optionally substituted with one or more substituents as defined anywhere herein.

**[0124]** In some embodiments, two adjacent R<sup>45</sup> groups are taken together to form a ring which is selected from the group consisting of  $-\text{heterocyclyl}$  optionally substituted with 1-10 (e.g., 1-9, 1-8, 1-7, 1-6, 1-5, 1-4, 1-3, 1-2, 1) R<sup>40</sup> and  $-\text{carbocyclyl}$  optionally substituted with 1-12 (e.g., 1-11, 1-10, 1-9, 1-8, 1-7, 1-6, 1-5, 1-4, 1-3, 1-2, 1) R<sup>41</sup>.

**[0125]** In some embodiments, each R<sup>46</sup> is independently selected from the group consisting of halide, unsubstituted  $-(C_{1-5} \text{ alkyl})$ , unsubstituted  $-(C_{2-5} \text{ alkenyl})$ , unsubstituted  $-(C_{2-5} \text{ alkynyl})$ , unsubstituted  $-(C_{1-5} \text{ haloalkyl})$ , and  $-\text{CN}$ .

**[0126]** In some embodiments, each R<sup>47</sup> is independently selected from the group consisting of unsubstituted  $-(C_{1-5} \text{ alkyl})$ , unsubstituted  $-(C_{2-5} \text{ alkenyl})$ , unsubstituted  $-(C_{2-5} \text{ alkynyl})$ , and unsubstituted  $-(C_{1-5} \text{ haloalkyl})$ .

**[0127]** In some embodiments, each R<sup>47</sup> is independently selected from the group consisting of H, unsubstituted  $-(C_{1-5} \text{ alkyl})$ , unsubstituted  $-(C_{2-5} \text{ alkenyl})$ , unsubstituted  $-(C_{2-5} \text{ alkynyl})$ , and unsubstituted  $-(C_{1-5} \text{ haloalkyl})$ .

**[0128]** In some embodiments, each R<sup>48</sup> is independently selected from the group consisting of H, unsubstituted  $-(C_{1-5} \text{ alkyl})$ , unsubstituted  $-(C_{2-5} \text{ alkenyl})$ , unsubstituted  $-(C_{2-5} \text{ alkynyl})$ , and unsubstituted  $-(C_{1-5} \text{ haloalkyl})$ .

**[0129]** In some embodiments, each R<sup>49</sup> is independently selected from the group consisting of H, unsubstituted  $-(C_{1-5} \text{ alkyl})$ , unsubstituted  $-(C_{2-5} \text{ alkenyl})$ , unsubstituted  $-(C_{2-5} \text{ alkynyl})$ , and unsubstituted  $-(C_{1-5} \text{ haloalkyl})$ .

**[0130]** In some embodiments, each R<sup>50</sup> is independently selected from the group consisting of H, unsubstituted  $-(C_{1-5} \text{ alkyl})$ , unsubstituted  $-(C_{2-5} \text{ alkenyl})$ , unsubstituted  $-(C_{2-5} \text{ alkynyl})$ , unsubstituted  $-(C_{1-5} \text{ haloalkyl})$ , and  $-(C_{1-4} \text{ alkylene})N(R^{48})_2$ ; wherein  $-(C_{1-4} \text{ alkylene})$  is optionally substituted with one or more substituents as defined anywhere herein.

**[0131]** In some embodiments, each R<sup>51</sup> is a heteroaryl optionally substituted with 1-6 R<sup>52</sup>.

[0132] In some embodiments, each  $R^{52}$  is a –heterocyclyl optionally substituted with 1-10  $R^{46}$ .

[0133] In some embodiments, the heterocyclyl of  $-(C_{1-4} \text{ alkylene})_p \text{heterocyclyl}$  is optionally substituted with 1-10  $R^{38}$ .

[0134] In some embodiments, the  $-(C_{1-4} \text{ alkylene})$  of  $-(C_{1-4} \text{ alkylene})_p \text{heterocyclyl}$  is optionally substituted with 1-10  $R^{38}$ .

[0135] In some embodiments, the heterocyclyl of  $-(C_{1-4} \text{ alkylene})_p \text{heterocyclyl}$  is optionally substituted with 1-10  $R^{43}$ .

[0136] In some embodiments, the  $-(C_{1-4} \text{ alkylene})$  of  $-(C_{1-4} \text{ alkylene})_p \text{heterocyclyl}$  is optionally substituted with 1-10  $R^{43}$ .

[0137] In some embodiments, the carbocyclyl of  $-(C_{1-4} \text{ alkylene})_p \text{carbocyclyl}$  is optionally substituted with 1-12  $R^{44}$ .

[0138] In some embodiments, the  $-(C_{1-4} \text{ alkylene})$  of  $-(C_{1-4} \text{ alkylene})_p \text{carbocyclyl}$  is optionally substituted with 1-12  $R^{44}$ .

[0139] In some embodiments, the aryl of  $-(C_{1-4} \text{ alkylene})_p \text{aryl}$  is optionally substituted with 1-10  $R^{46}$ .

[0140] In some embodiments, the  $-(C_{1-4} \text{ alkylene})$  of  $-(C_{1-4} \text{ alkylene})_p \text{aryl}$  is optionally substituted with 1-10  $R^{46}$ .

[0141] In some embodiments,  $-(C_{1-4} \text{ alkylene})$  is optionally substituted with 1-5 halide or 1-5 unsubstituted  $-(C_{1-3} \text{ alkyl})$ .

[0142] In some embodiments,  $-(C_{1-4} \text{ alkylene})$  is substituted with 1-2 fluorines.

[0143] In some embodiments,  $-(C_{1-4} \text{ alkylene})$  is substituted with 1-2 methyls.

[0144]

[0145] In some embodiments, each X is selected from the group consisting of O, S, and NH.

[0146] In some embodiments, each X is selected from the group consisting of O, S, and  $NR^{48}$ .

[0147] In some embodiments, each X is selected from the group consisting of O and S.

[0148] In some embodiments, each X is selected from the group consisting of O and NH.

[0149] In some embodiments, X is O.

[0150] In some embodiments, X is S.

[0151] In some embodiments, X is NH.



[0152] In some embodiments, X is NR<sup>48</sup>.

[0153] In some embodiments, X is NMe.

[0154] In some embodiments, each Y is selected from the group consisting of O and S.

[0155] In some embodiments, Y is O.

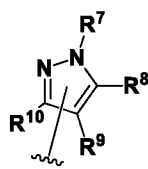
[0156] In some embodiments, Y is S.

[0157] In some embodiments, each m is independently 1 to 4 (e.g., 1-3, 1-2, 1).

[0158] In some embodiments, each n is independently 0 to 3 (e.g., 0-2, 0-1, 0).

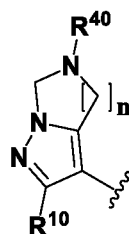
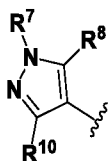
[0159] In some embodiments, each p is independently 0 or 1.

[0160] In some embodiments, each q is independently 0 to 12 (e.g., 0-11, 0-10, 0-9, 0-8, 0-7, 0-6, 0-5, 0-4, 0-3, 0-2, 0-1, 0).



[0161] In some embodiments, R<sup>3</sup> is

[0162] In certain embodiments, R<sup>9</sup> is a single bond connecting R<sup>3</sup> to the isoquinoline ring, i.e., R<sup>3</sup> has the following formula:



[0163] In some embodiments, R<sup>3</sup> is and n is 1 to 3.

[0164] In some embodiments, R<sup>7</sup> is selected from the group consisting of H, unsubstituted -(C<sub>1-3</sub> alkyl), unsubstituted -(C<sub>1-2</sub> haloalkyl), and -(C<sub>3-4</sub> carbocyclyl) optionally substituted with 1-2 R<sup>39</sup>.

[0165] In some embodiments, R<sup>7</sup> is selected from the group consisting of H, methyl, -CF<sub>3</sub>, and cyclopropyl optionally substituted with 1-2 R<sup>39</sup>.

[0166] In some embodiments, R<sup>7</sup> is selected from the group consisting of H and methyl.

[0167] In some embodiments, R<sup>7</sup> is methyl.

[0168] In some embodiments,  $R^7$  is  $-\text{CD}_3$ .

[0169] In some embodiments,  $R^8$  is selected from the group consisting of H, halide, unsubstituted  $-(\text{C}_{1-2} \text{ alkyl})$ , unsubstituted  $-(\text{C}_{1-2} \text{ haloalkyl})$ , and  $-(\text{C}_{1-2} \text{ alkylene})\text{OR}^{42}$ .

[0170] In some embodiments,  $R^8$  is selected from the group consisting of H, F, methyl,  $-\text{CF}_3$ ,  $-(\text{CH}_2)\text{OH}$ , and  $-(\text{CH}_2)\text{OMe}$ .

[0171] In some embodiments,  $R^8$  is selected from the group consisting of H, F, methyl, and  $-\text{CF}_3$ .

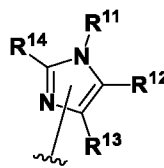
[0172] In some embodiments,  $R^8$  is selected from the group consisting of H, F, and methyl.

[0173] In some embodiments,  $R^8$  is H.

[0174] In some embodiments,  $R^{10}$  is selected from the group consisting of H and halide.

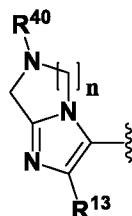
[0175] In some embodiments,  $R^{10}$  is selected from the group consisting of H and F.

[0176] In some embodiments,  $R^{10}$  is H.



[0177] In some embodiments,  $R^3$  is

[0178] In certain embodiments,  $R^{12}$  is a single bond connecting  $R^3$  to the isoquinoline ring, i.e.,  $R^3$  has the following formula:



[0179] In some embodiments,  $R^3$  is and  $n$  is 1 to 3.

[0180] In some embodiments,  $R^{11}$  is selected from the group consisting of H, unsubstituted  $-(\text{C}_{1-3} \text{ alkyl})$ , unsubstituted  $-(\text{C}_{1-2} \text{ haloalkyl})$ , and  $-(\text{C}_{3-4} \text{ carbocyclyl})$  optionally substituted with 1-2  $R^{39}$ .

[0181] In some embodiments,  $R^{11}$  is selected from the group consisting of H, methyl,  $-\text{CF}_3$ , and cyclopropyl optionally substituted with 1-2  $R^{39}$ .

[0182] In some embodiments,  $R^{11}$  is selected from the group consisting of H and methyl.

[0183] In some embodiments,  $R^{11}$  is methyl.

[0184] In some embodiments,  $R^{11}$  is  $-CD_3$ .

[0185] In some embodiments,  $R^{13}$  is selected from the group consisting of H and halide.

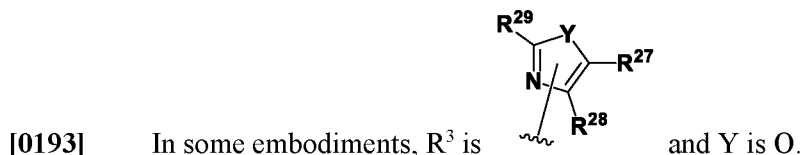
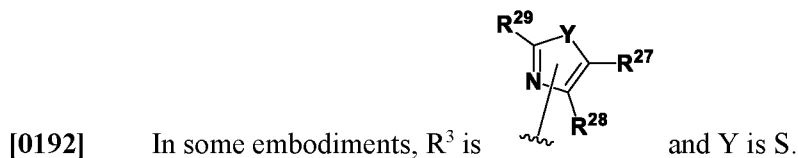
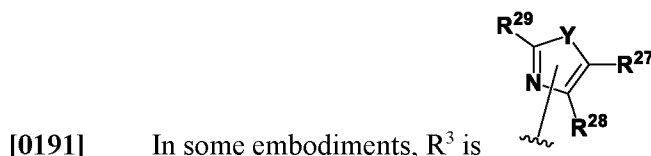
[0186] In some embodiments,  $R^{13}$  is selected from the group consisting of H and F.

[0187] In some embodiments,  $R^{14}$  is selected from the group consisting of H, halide, unsubstituted  $-(C_{1-2} \text{ alkyl})$ , and unsubstituted  $-(C_{1-2} \text{ haloalkyl})$ .

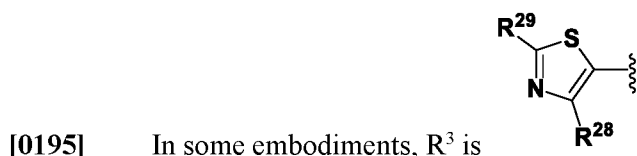
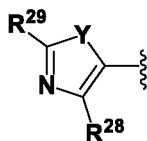
[0188] In some embodiments,  $R^{14}$  is selected from the group consisting of H, F, methyl, and  $-CF_3$ .

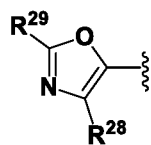
[0189] In some embodiments,  $R^{14}$  is selected from the group consisting of H and methyl.

[0190] In some embodiments,  $R^{11}$  and  $R^{14}$  are both methyl.



[0194] In certain embodiments,  $R^{27}$  is a single bond connecting  $R^3$  to the isoquinoline ring, i.e.,  $R^3$  has the following formula:





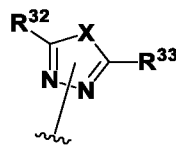
[0196] In some embodiments,  $R^3$  is

[0197] In some embodiments,  $R^{28}$  is selected from the group consisting of H and halide.

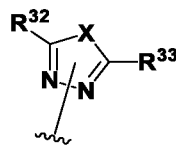
[0198] In some embodiments,  $R^{28}$  is selected from the group consisting of H and F.

[0199] In some embodiments,  $R^{29}$  is selected from the group consisting of H, halide, unsubstituted  $-(C_{1-2} \text{ alkyl})$ , and unsubstituted  $-(C_{1-2} \text{ haloalkyl})$ .

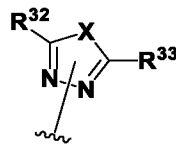
[0200] In some embodiments,  $R^{29}$  is selected from the group consisting of H, F, methyl, and  $-CF_3$ .



[0201] In some embodiments,  $R^3$  is

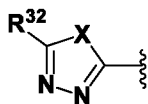


[0202] In some embodiments,  $R^3$  is and X is S.

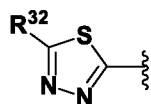


[0203] In some embodiments,  $R^3$  is and X is O.

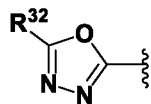
[0204] In certain embodiments,  $R^{33}$  is a single bond connecting  $R^3$  to the isoquinoline ring, i.e.,  $R^3$  has the following formula:



[0205] In some embodiments,  $R^3$  is



[0206] In some embodiments,  $R^3$  is

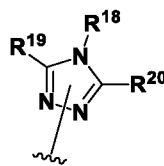


[0207] In some embodiments,  $R^{32}$  is selected from the group consisting of H, halide, unsubstituted  $-(C_{1-2} \text{ alkyl})$ , unsubstituted  $-(C_{1-2} \text{ haloalkyl})$ , and  $-N(R^{53})_2$ .

[0208] In some embodiments,  $R^{32}$  is selected from the group consisting of H, F, methyl,  $-CF_3$ ,  $-NHMe$ , and  $-NMe_2$ .

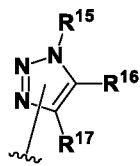
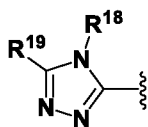
[0209] In some embodiments,  $R^{32}$  is selected from the group consisting of H and methyl.

[0210] In some embodiments,  $R^{32}$  is methyl.



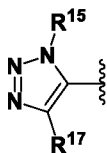
[0211] In some embodiments,  $R^3$  is .

[0212] In certain embodiments,  $R^{20}$  is a single bond connecting  $R^3$  to the isoquinoline ring, i.e.,  $R^3$  has the following formula:

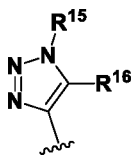


[0213] In some embodiments,  $R^3$  is .

[0214] In certain embodiments,  $R^{16}$  is a single bond connecting  $R^3$  to the isoquinoline ring, i.e.,  $R^3$  has the following formula:



[0215] In certain embodiments,  $R^{17}$  is a single bond connecting  $R^3$  to the isoquinoline ring, i.e.,  $R^3$  has the following formula:

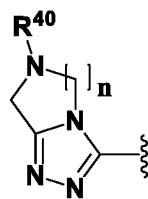


[0216] In some embodiments,  $R^{15}$  is selected from the group consisting of H and unsubstituted  $-(C_{1-2} \text{ alkyl})$ .

[0217] In some embodiments,  $R^{15}$  is selected from the group consisting of H and methyl.

[0218] In some embodiments, R<sup>15</sup> is methyl.

[0219] In some embodiments, R<sup>15</sup> is –CD<sub>3</sub>.



[0220] In some embodiments, R<sup>3</sup> is and n is 1 to 3.

[0221] In some embodiments, R<sup>18</sup> is selected from the group consisting of H, unsubstituted –(C<sub>1-3</sub> alkyl), unsubstituted –(C<sub>1-2</sub> haloalkyl), and –(C<sub>3-4</sub> carbocyclyl) optionally substituted with 1-2 R<sup>39</sup>.

[0222] In some embodiments, R<sup>18</sup> is selected from the group consisting of H, methyl, –CF<sub>3</sub>, and cyclopropyl optionally substituted with 1-2 R<sup>39</sup>.

[0223] In some embodiments, R<sup>19</sup> is selected from the group consisting of H, halide, unsubstituted –(C<sub>1-2</sub> alkyl), and unsubstituted –(C<sub>1-2</sub> haloalkyl).

[0224] In some embodiments, R<sup>19</sup> is selected from the group consisting of H, F, methyl, and –CF<sub>3</sub>.

[0225] In some embodiments, R<sup>39</sup> is selected from the group consisting of halide, unsubstituted –(C<sub>1-3</sub> alkyl), and unsubstituted –(C<sub>1-2</sub> haloalkyl).

[0226] In some embodiments, R<sup>39</sup> is selected from the group consisting of F, methyl, and –CF<sub>3</sub>.

[0227] In some embodiments, R<sup>40</sup> is selected from the group consisting of H and unsubstituted –(C<sub>1-2</sub> alkyl).

[0228] In some embodiments, R<sup>40</sup> is selected from the group consisting of H and methyl.

[0229] In some embodiments, R<sup>6</sup> is selected from the group consisting of –aryl substituted with 1-5 R<sup>36</sup> and a 6-membered heteroaryl optionally substituted with 1-6 R<sup>37</sup>.

[0230] In some embodiments, R<sup>6</sup> is selected from the group consisting of –phenyl substituted with 1-5 R<sup>36</sup>, and –pyridinyl optionally substituted with 1-4 R<sup>37</sup>.

[0231] In some embodiments, R<sup>6</sup> is a –phenyl substituted with one R<sup>36</sup>.

[0232] In some embodiments, R<sup>6</sup> is a –pyridinyl substituted with one R<sup>37</sup>.

[0233] In some embodiments, R<sup>6</sup> is a –pyridin-2-yl substituted with one R<sup>37</sup>.

[0234] In some embodiments, R<sup>6</sup> is a –pyridin-3-yl substituted with one R<sup>37</sup>.

[0235] In some embodiments, R<sup>6</sup> is a –pyridin-4-yl substituted with one R<sup>37</sup>.

**[0236]** In some embodiments,  $R^{36}$  is selected from the group consisting of halide, unsubstituted  $-(C_{1-3} \text{ alkyl})$ , unsubstituted  $-(C_{1-3} \text{ haloalkyl})$ ,  $-OR^{42}$ ,  $-NHR^{42}$ ,  $-C(O)N(C_{1-3} \text{ alkyl})_2$ ,  $-C(O)NH(C_{1-3} \text{ alkyl})$ ,  $-\text{heterocyclyl}$  optionally substituted with 1-2  $R^{43}$ ,  $-(CH_2)\text{heterocyclyl}$  optionally substituted with 1-2  $R^{43}$ ,  $-(C_{3-4} \text{ carbocyclyl})$  optionally substituted with 1-2  $R^{44}$ , and  $-(CH_2)(C_{3-4} \text{ carbocyclyl})$  optionally substituted with 1-2  $R^{44}$ .

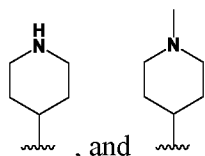
**[0237]** In some embodiments,  $R^{37}$  is selected from the group consisting of halide, unsubstituted  $-(C_{1-3} \text{ alkyl})$ , unsubstituted  $-(C_{1-3} \text{ haloalkyl})$ ,  $-OR^{42}$ ,  $-NHR^{42}$ ,  $-C(O)N(C_{1-3} \text{ alkyl})_2$ ,  $-C(O)NH(C_{1-3} \text{ alkyl})$ ,  $-\text{heterocyclyl}$  optionally substituted with 1-2  $R^{43}$ ,  $-(CH_2)\text{heterocyclyl}$  optionally substituted with 1-2  $R^{43}$ ,  $-(C_{3-4} \text{ carbocyclyl})$  optionally substituted with 1-2  $R^{44}$ , and  $-(CH_2)(C_{3-4} \text{ carbocyclyl})$  optionally substituted with 1-2  $R^{44}$ .

**[0238]** In some embodiments, the heterocyclyl is selected from the group consisting of azetidiny, oxetanyl, pyrrolidinyl, tetrahydrofuranyl, piperidinyl, piperazinyl, morpholinyl, and tetrahydropyranyl.

**[0239]** In some embodiments,  $R^{42}$  is selected from the group consisting of unsubstituted  $-(C_{1-3} \text{ alkyl})$ , and unsubstituted  $-(C_{1-3} \text{ haloalkyl})$ ,  $-CH_2\text{phenyl}$  optionally substituted with 1-2 halides,  $-\text{heterocyclyl}$  optionally substituted with one  $-(C_{1-3} \text{ alkyl})$ ,  $-CH_2\text{heterocyclyl}$  optionally substituted with one  $-(C_{1-3} \text{ alkyl})$ , an unsubstituted  $-\text{carbocyclyl}$ , and an unsubstituted  $-CH_2\text{carbocyclyl}$ .

**[0240]** In some embodiments,  $R^{42}$  is selected from the group consisting of methyl, ethyl, propyl, isopropyl,  $-CHF_2$ ,  $-CF_3$ , and  $-\text{heterocyclyl}$  optionally substituted with one Me.

**[0241]** In some embodiments,  $R^{42}$  is selected from the group consisting of methyl,



ethyl, propyl, isopropyl,  $-CHF_2$ ,  $-CF_3$ , and

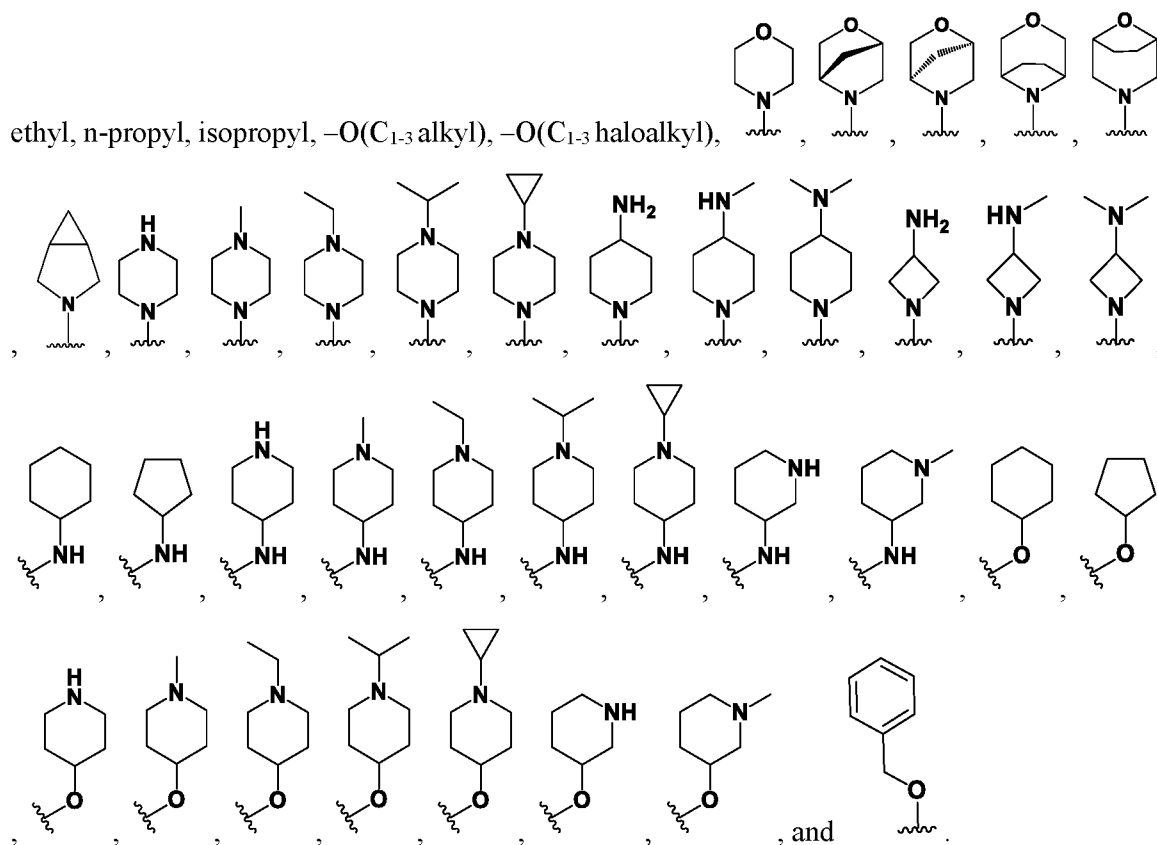
**[0242]** In some embodiments,  $R^{43}$  is selected from the group consisting of halide, unsubstituted  $-(C_{1-2} \text{ alkyl})$ , unsubstituted  $-(C_{1-2} \text{ haloalkyl})$ , and  $-\text{carbocyclyl}$  optionally substituted with 1-2 halides.

**[0243]** In some embodiments,  $R^{43}$  is selected from the group consisting of F, methyl, ethyl,  $-CF_3$ , and a cyclopropyl.

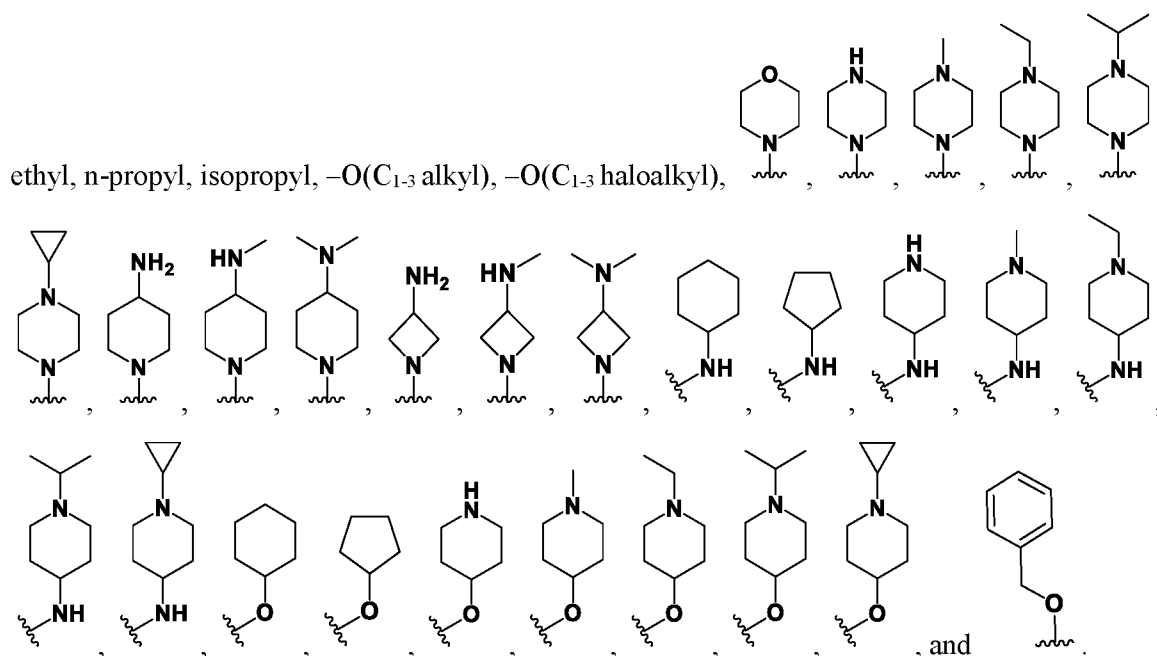
**[0244]** In some embodiments,  $R^{44}$  is selected from the group consisting of halide, unsubstituted  $-(C_{1-2} \text{ alkyl})$ , and unsubstituted  $-(C_{1-2} \text{ haloalkyl})$ .

**[0245]** In some embodiments,  $R^{44}$  is selected from the group consisting of F, methyl, ethyl,  $-CF_3$ .

[0246] In some embodiments,  $R^{36}$  is selected from the group consisting of F, methyl,

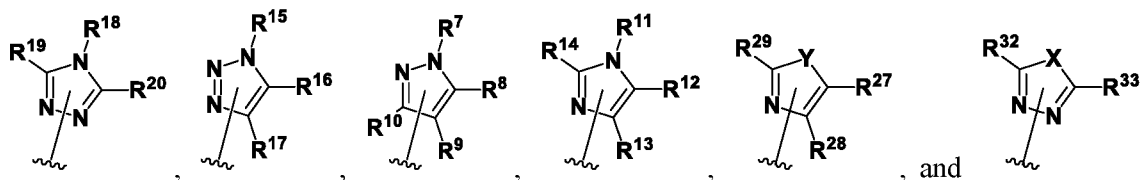


[0247] In some embodiments,  $R^{37}$  is selected from the group consisting of F, methyl,



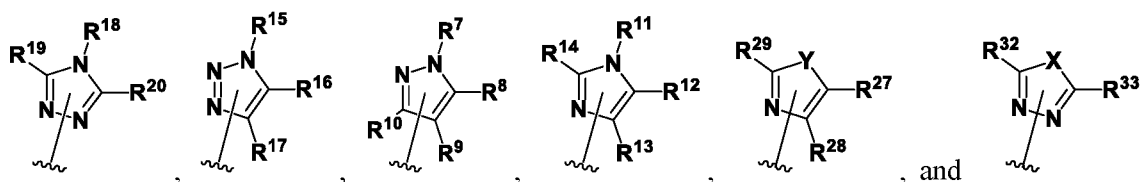


[0248] In some embodiments,  $R^3$  is selected from the group consisting of:



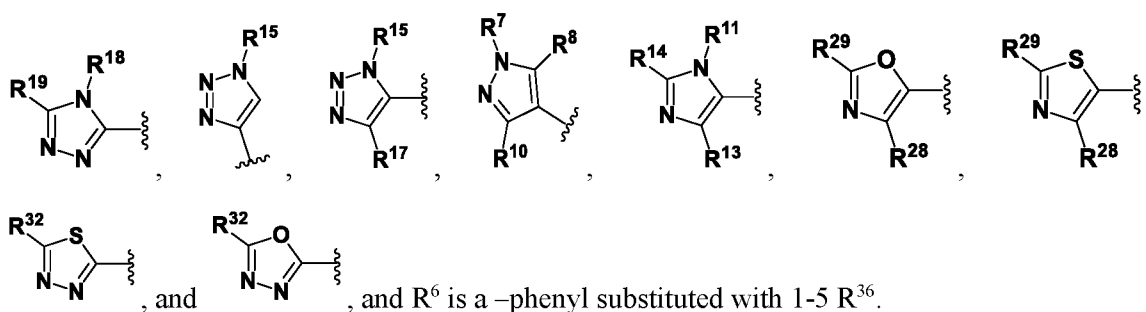
wherein Y is S or O and  $R^6$  is a -aryl substituted with 1-5  $R^{36}$ .

[0249] In some embodiments,  $R^3$  is selected from the group consisting of:

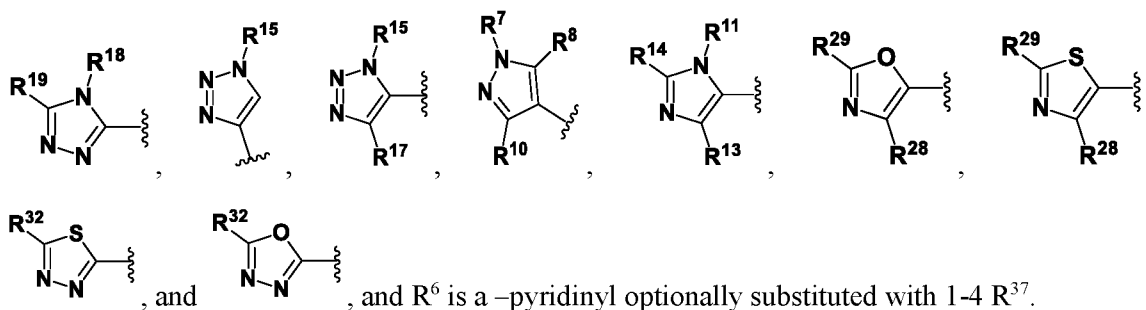


wherein Y is S or O and  $R^6$  is a 6-membered heteroaryl optionally substituted with 1-6  $R^{37}$ .

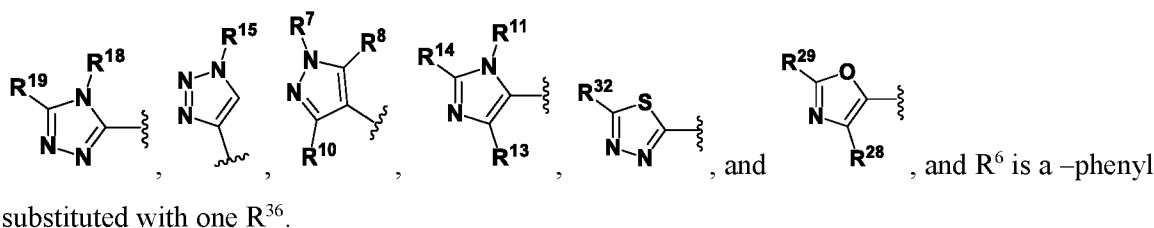
[0250] In some embodiments,  $R^3$  is selected from the group consisting of:



[0251] In some embodiments,  $R^3$  is selected from the group consisting of:



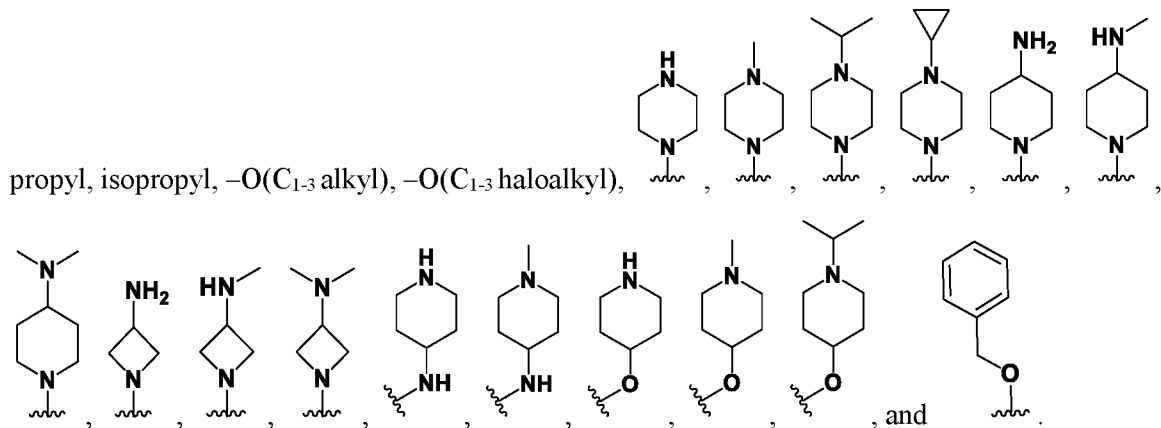
[0252] In some embodiments,  $R^3$  is selected from the group consisting of:



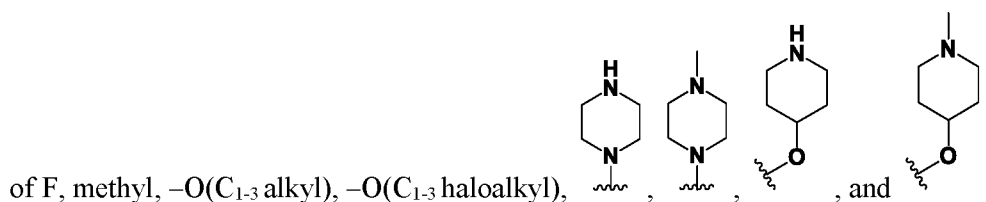
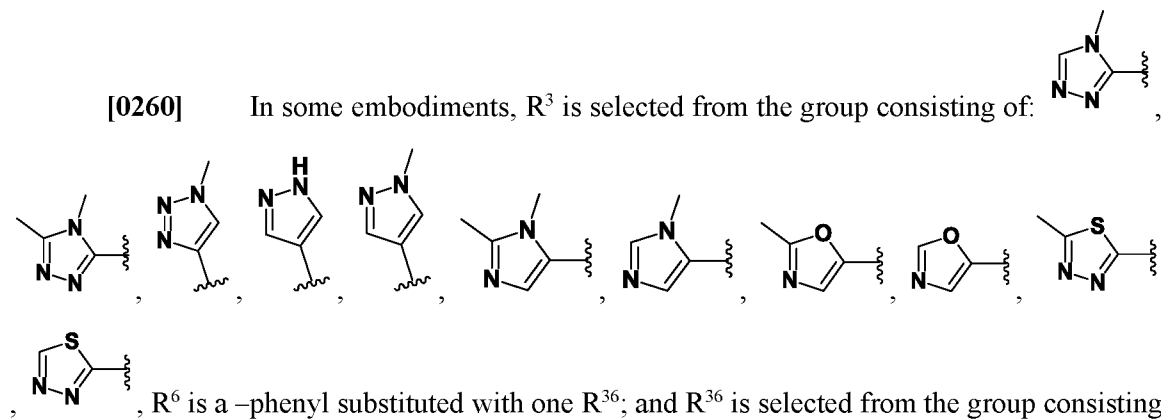




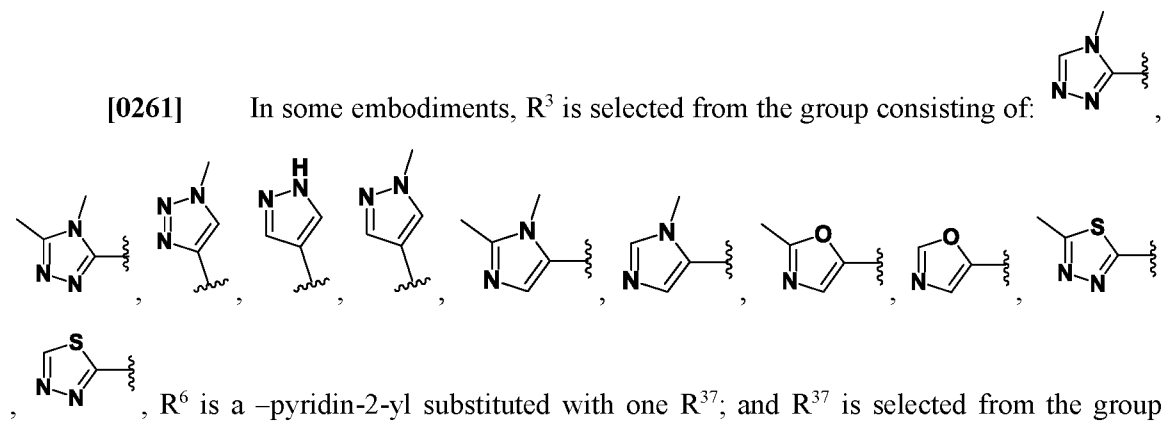
4-yl substituted with one  $R^{37}$ ; and  $R^{37}$  is selected from the group consisting of F, methyl, ethyl, n-

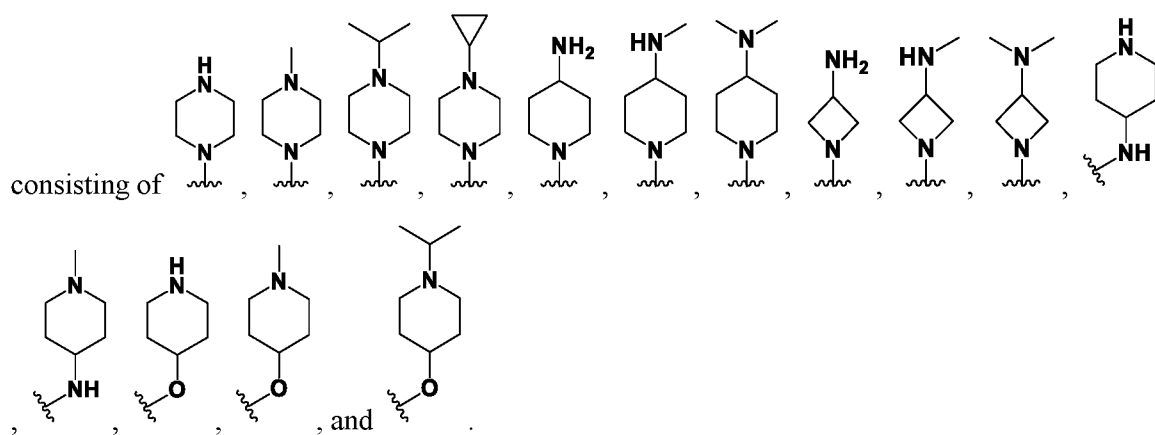


[0260] In some embodiments,  $R^3$  is selected from the group consisting of:

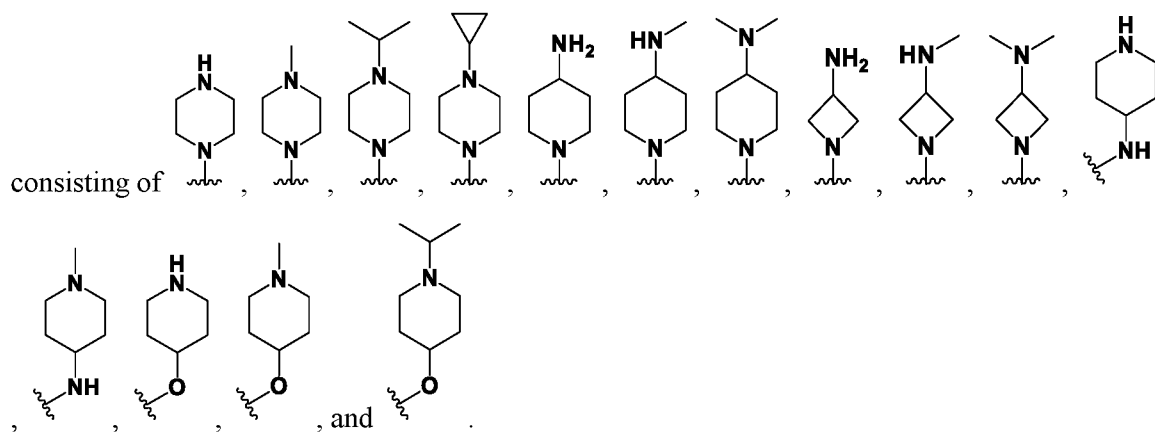
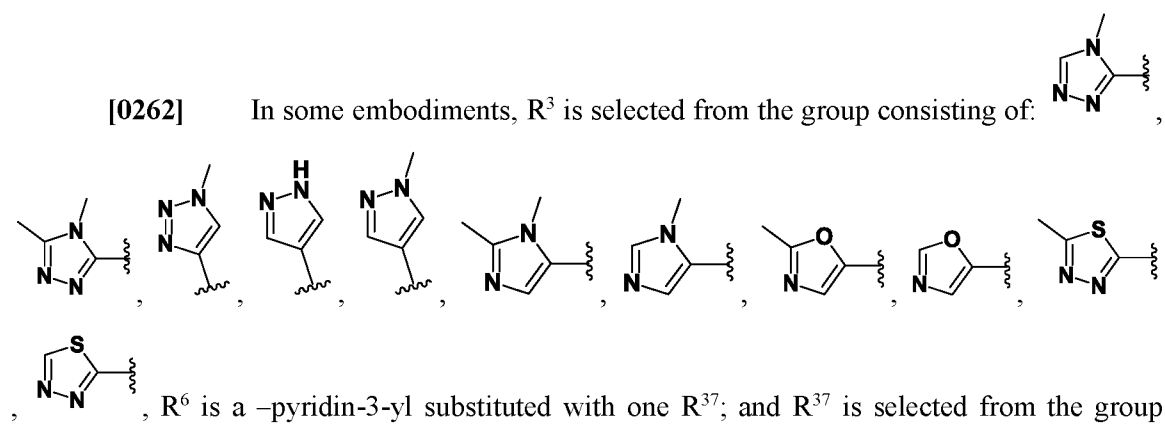


[0261] In some embodiments,  $R^3$  is selected from the group consisting of:

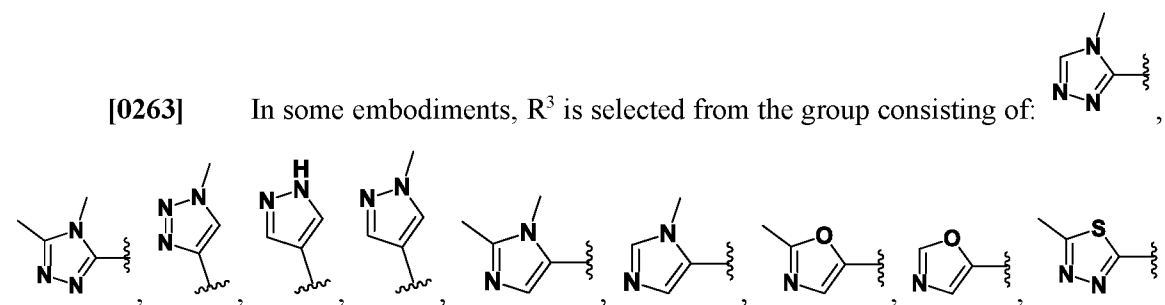


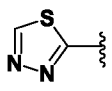


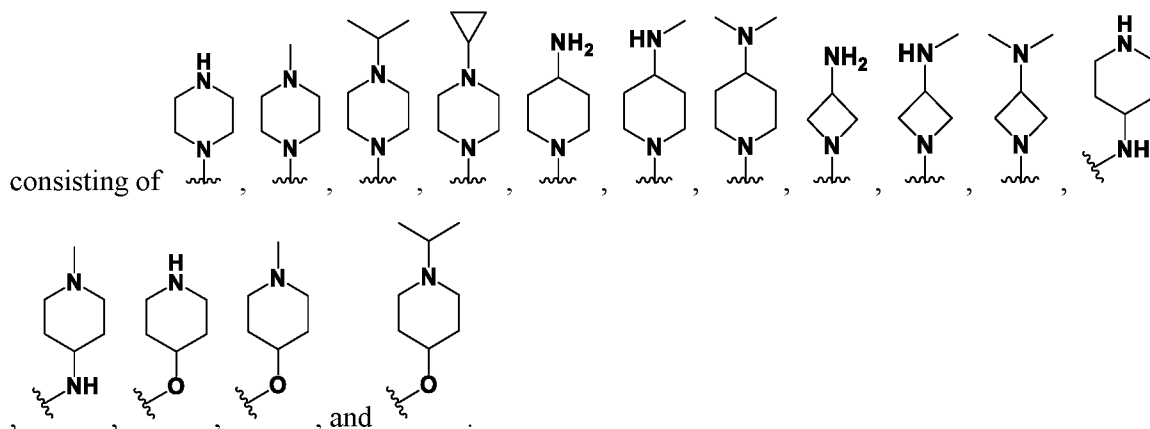
[0262] In some embodiments,  $R^3$  is selected from the group consisting of:



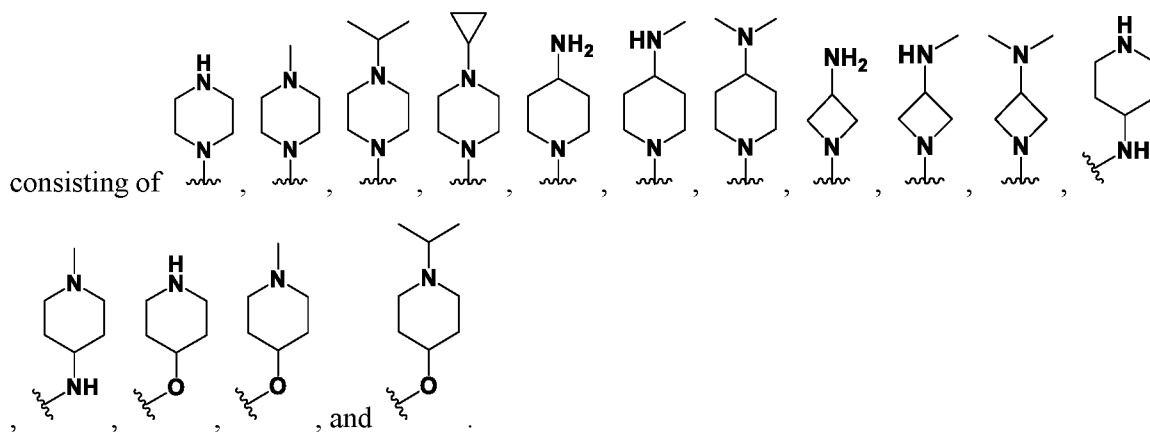
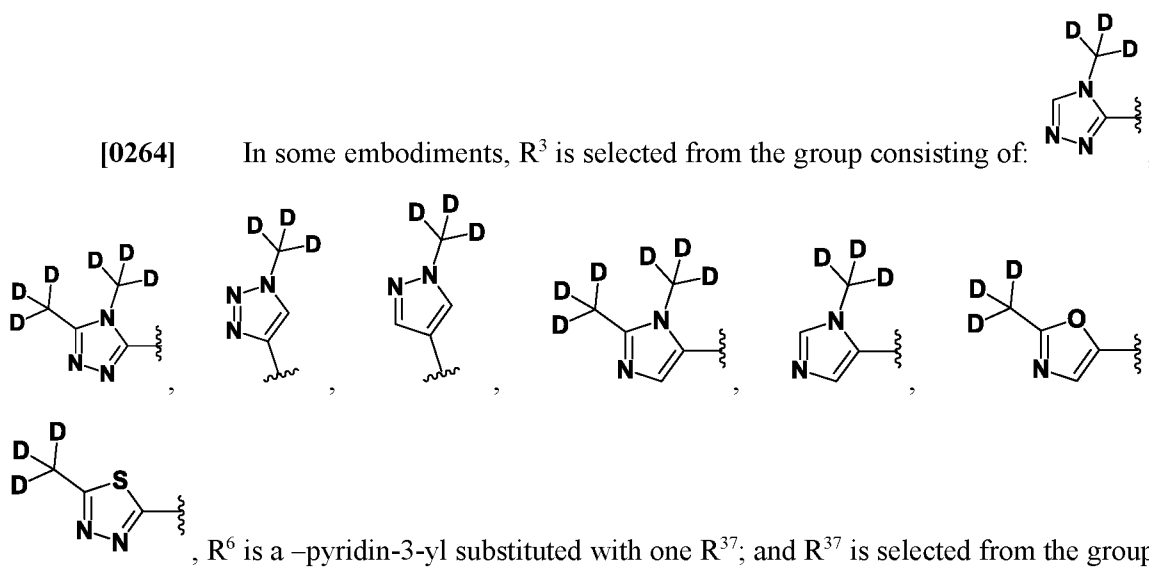
[0263] In some embodiments,  $R^3$  is selected from the group consisting of:



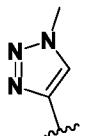
, ,  $R^6$  is a -pyridin-4-yl substituted with one  $R^{37}$ , and  $R^{37}$  is selected from the group

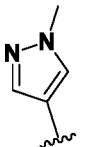
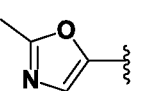
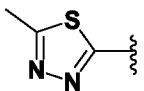


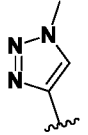
[0264] In some embodiments,  $R^3$  is selected from the group consisting of:

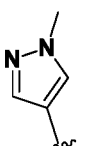
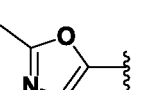
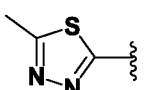


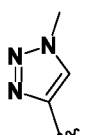


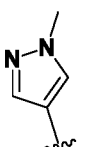
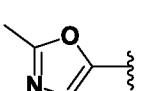
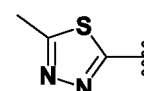
[0267] In some embodiments, R<sup>3</sup> is selected from the group consisting of: ,

, , , R<sup>6</sup> is selected from the group consisting of -phenyl substituted with 1-2 R<sup>36</sup> and -pyridinyl substituted with 1-2 R<sup>37</sup>, and R<sup>36</sup> is selected from the group consisting of -XR<sup>42</sup>, -(C<sub>1-4</sub> alkylene)<sub>p</sub>heterocyclyl optionally substituted with 1-2 R<sup>43</sup>, and -(C<sub>1-4</sub> alkylene)<sub>p</sub>carbocyclyl optionally substituted with 1-2 R<sup>44</sup>, and R<sup>37</sup> is selected from the group consisting of -XR<sup>42</sup>, -(C<sub>1-4</sub> alkylene)<sub>p</sub>heterocyclyl optionally substituted with 1-2 R<sup>43</sup>, and -(C<sub>1-4</sub> alkylene)<sub>p</sub>carbocyclyl optionally substituted with 1-2 R<sup>44</sup>.

[0268] In some embodiments, R<sup>3</sup> is selected from the group consisting of: ,

, , , R<sup>6</sup> is selected from the group consisting of -phenyl substituted with 1 R<sup>36</sup> and -pyridinyl substituted with 1 R<sup>37</sup>, and R<sup>36</sup> is selected from the group consisting of -Xheterocyclyl optionally substituted with 1-2 R<sup>43</sup>, -heterocyclyl optionally substituted with 1-2 R<sup>43</sup>, and R<sup>37</sup> is selected from the group consisting of -Xheterocyclyl optionally substituted with 1-2 R<sup>43</sup>, -heterocyclyl optionally substituted with 1-2 R<sup>43</sup>.

[0269] In some embodiments, R<sup>3</sup> is selected from the group consisting of: ,

, , , R<sup>6</sup> is -pyridinyl substituted with 1 R<sup>37</sup>, and R<sup>37</sup> is selected from the group consisting of -Xheterocyclyl optionally substituted with 1-2 R<sup>43</sup>, -heterocyclyl optionally substituted with 1-2 R<sup>43</sup>, and X is selected from the group consisting of O, S, -NH.

[0270] Illustrative compounds of Formula (I) are shown in Table 1.



Table 1.

1		2		3	
4		5		6	
7		8		9	
10		11		12	
13		14		15	
16		17		18	
19		20		21	
22		23		24	
25		26		27	
28		29		30	
31		32		33	
34		35		36	
37		38		39	
40		41		42	

43		44		45	
46		47		48	
49		50		51	
52		53		54	
55		56		57	
58		59		60	
61		62		63	
64		65		66	
67		68		69	
70		71		72	
73		74		75	
76		77		78	
79		80		81	
82		83		84	

85		86		87	
88		89		90	
91		92		93	
94		95		96	
97		98		99	
100		101		102	
103		104		105	
106		107		108	
109		110		111	
112		113		114	
115		116		117	
118		119		120	
121		122		123	

124		125		126	
127		128		129	
130		131		132	
133		134		135	
136		137		138	
139		140		141	
142		143		144	
145		146		147	
148		149		150	
151		152		153	
154		155		156	
157		158		159	
160		161		162	

163		164		165	
166		167		168	
169		170		171	
172		173		174	
175		176		177	
178		179		180	
181		182		183	
184		185		186	
187		188		189	
190		191		192	
193		194		195	

196		197		198	
199		200		201	
202		203		204	
205		206		207	
208		209		210	
211		212		213	
214		215		216	
217		218		219	
220		221		222	
223		224		225	

226		227		228	
229		230		231	
232		233		234	
235		236		237	
238		239		240	
241		242		243	
244		245		246	
247		248		249	
250		251		252	
253		254		255	
256		257		258	
259		260		261	
262		263		264	
265		266		267	
268		269		270	
271		272		273	

274		275		276	
277		278		279	
280		281		282	
283		284		285	
286		287		288	
289		290		291	
292		293		294	
295		296		297	
298		299		300	
301		302		303	
304		305		306	
307		308		309	
310		311		312	
313		314		315	
316		317		318	



319		320		321	
322		323		324	
325		326		327	
328		329		330	
331		332		333	
334		335		336	
337		338		339	
340		341		342	
343		344		345	
346		347		348	
349		350		351	
352		353		354	
355		356		357	
358		359		360	
361		362		363	
364		365		366	

367		368		369	
370		371		372	
373		374		375	
376		377		378	
379		380		381	
382		383		384	
385		386		387	
388		389		390	
391		392		393	
394		395		396	
397		398		399	
400		401		402	
403		404		405	
406		407		408	
409		410		411	

412		413		414	
415		416		417	
418		419		420	
421		422		423	
424		425		426	
427		428		429	
430		431		432	
433		434		435	
436		437		438	
439		440		441	
442		443		444	
445		446		447	
448		449		450	
451		452		453	
454		455		456	

457		458		459	
460		461		462	
463		464		465	

### Administration and Pharmaceutical Compositions

[0271] Some embodiments include pharmaceutical compositions comprising: (a) a therapeutically effective amount of a compound provided herein, or its corresponding enantiomer, diastereoisomer or tautomer, or pharmaceutically acceptable salt; and (b) a pharmaceutically acceptable carrier.

[0272] The compounds provided herein may also be useful in combination (administered together or sequentially) with other known agents.

[0273] Non-limiting examples of diseases which can be treated with a combination of a compound of Formula (I) and other known agents are colorectal cancer, ovarian cancer, retinitis pigmentosa, macular degeneration, diabetic retinopathy, idiopathic pulmonary fibrosis/pulmonary fibrosis, and osteoarthritis.

[0274] In some embodiments, colorectal cancer can be treated with a combination of a compound of Formula (I) and one or more of the following drugs: 5-Fluorouracil (5-FU), which can be administered with the vitamin-like drug leucovorin (also called folinic acid); capecitabine (XELODA<sup>®</sup>), irinotecan (CAMPOSTAR<sup>®</sup>), oxaliplatin (ELOXATIN<sup>®</sup>). Examples of combinations of these drugs which could be further combined with a compound of Formula (I) are FOLFOX (5-FU, leucovorin, and oxaliplatin), FOLFIRI (5-FU, leucovorin, and irinotecan), FOLFOXIRI (leucovorin, 5-FU, oxaliplatin, and irinotecan) and CapeOx (Capecitabine and oxaliplatin). For rectal cancer, chemo with 5-FU or capecitabine combined with radiation may be given before surgery (neoadjuvant treatment).

[0275] In some embodiments, ovarian cancer can be treated with a combination of a compound of Formula (I) and one or more of the following drugs: Topotecan, Liposomal doxorubicin (DOXIL<sup>®</sup>), Gemcitabine (GEMZAR<sup>®</sup>), Cyclophosphamide (CYTOXAN<sup>®</sup>), Vinorelbine (NAVELBINE<sup>®</sup>), Ifosfamide (IFEX<sup>®</sup>), Etoposide (VP-16), Altretamine (HEXALEN<sup>®</sup>), Capecitabine (XELODA<sup>®</sup>), Irinotecan (CPT-11, CAMPTOSAR<sup>®</sup>), Melphalan, Pemetrexed (ALIMTA<sup>®</sup>) and Albumin bound paclitaxel (nab-paclitaxel, ABRAXANE<sup>®</sup>).

Examples of combinations of these drugs which could be further combined with a compound of Formula (I) are TIP (paclitaxel [Taxol], ifosfamide, and cisplatin), VeIP (vinblastine, ifosfamide, and cisplatin) and VIP (etoposide [VP-16], ifosfamide, and cisplatin).

**[0276]** In some embodiments, a compound of Formula (I) can be used to treat cancer in combination with any of the following methods: **(a)** Hormone therapy such as aromatase inhibitors, LHRH [luteinizing hormone-releasing hormone] analogs and inhibitors, and others; **(b)** Ablation or embolization procedures such as radiofrequency ablation (RFA), ethanol (alcohol) ablation, microwave thermotherapy and cryosurgery (cryotherapy); **(c)** Chemotherapy using alkylating agents such as cisplatin and carboplatin, oxaliplatin, mechlorethamine, cyclophosphamide, chlorambucil and ifosfamide; **(d)** Chemotherapy using anti-metabolites such as azathioprine and mercaptopurine; **(e)** Chemotherapy using plant alkaloids and terpenoids such as vinca alkaloids (i.e. Vincristine, Vinblastine, Vinorelbine and Vindesine) and taxanes; **(f)** Chemotherapy using podophyllotoxin, etoposide, teniposide and docetaxel; **(g)** Chemotherapy using topoisomerase inhibitors such as irinotecan, topotecan, amsacrine, etoposide, etoposide phosphate, and teniposide; **(h)** Chemotherapy using cytotoxic antibiotics such as actinomycin, anthracyclines, doxorubicin, daunorubicin, valrubicin, idarubicin, epirubicin, bleomycin, plicamycin and mitomycin; **(i)** Chemotherapy using tyrosine-kinase inhibitors such as Imatinib mesylate (GLEEVEC<sup>®</sup>, also known as STI-571), Gefitinib (Iressa, also known as ZD1839), Erlotinib (marketed as TARCEVA<sup>®</sup>), Bortezomib (VELCADE<sup>®</sup>), tamoxifen, tofacitinib, crizotinib, Bcl-2 inhibitors (e.g. obatocicx in clinical trials, ABT-263, and Gossypol), PARP inhibitors (e.g. Iniparib, Olaparib in clinical trials), PI3K inhibitors (e.g. perifosine in a phase III trial), VEGF Receptor 2 inhibitors (e.g. Apatinib), AN-152, (AEZS-108), Braf inhibitors (e.g. vemurafenib, dabrafenib and LGX818), MEK inhibitors (e.g. trametinib and MEK162), CDK inhibitors, (e.g. PD-0332991), salinomycin and Sorafenib; **(j)** Chemotherapy using monoclonal antibodies such as Rituximab (marketed as MABTHERA<sup>®</sup> or RITUXAN<sup>®</sup>), Trastuzumab (Herceptin also known as ErbB2), Cetuximab (marketed as ERBITUX<sup>®</sup>), and Bevacizumab (marketed as AVASTIN<sup>®</sup>); and **(k)** radiation therapy.

**[0277]** In some embodiments, diabetic retinopathy can be treated with a combination of a compound of Formula (I) and one or more of the following natural supplements: Bilberry, Butcher's broom, Ginkgo, Grape seed extract, and Pycnogenol (Pine bark).

**[0278]** In some embodiments, idiopathic pulmonary fibrosis/pulmonary fibrosis can be treated with a combination of a compound of Formula (I) and one or more of the following drugs: pirfenidone (pirfenidone was approved for use in 2011 in Europe under the brand name Esbriet<sup>®</sup>), prednisone, azathioprine, N-acetylcysteine, interferon- $\gamma$  1b, bosentan (bosentan is

currently being studied in patients with IPF, [*The American Journal of Respiratory and Critical Care Medicine* (2011), 184(1), 92-9]], Nintedanib (BIBF 1120 and Vargatef), QAX576 [*British Journal of Pharmacology* (2011), 163(1), 141–172], and anti-inflammatory agents such as corticosteroids.

**[0279]** In some embodiments, a compound of Formula (I) can be used to treat idiopathic pulmonary fibrosis/pulmonary fibrosis in combination with any of the following methods: oxygen therapy, pulmonary rehabilitation and surgery.

**[0280]** In some embodiments, a compound of Formula (I) can be used to treat osteoarthritis in combination with any of the following methods: (a) Nonsteroidal anti-inflammatory drugs (NSAIDs) such as ibuprofen, naproxen, aspirin and acetaminophen; (b) physical therapy; (c) injections of corticosteroid medications; (d) injections of hyaluronic acid derivatives (e.g. Hyalgan, Synvisc); (e) narcotics, like codeine; (f) in combination with braces and/or shoe inserts or any device that can immobilize or support your joint to help you keep pressure off it (e.g., splints, braces, shoe inserts or other medical devices); (g) realigning bones (osteotomy); (h) joint replacement (arthroplasty); and (i) in combination with a chronic pain class.

**[0281]** In some embodiments, macular degeneration can be treated with a combination of a compound of Formula (I) and one or more of the following drugs: Bevacizumab (Avastin®), Ranibizumab (Lucentis®), Pegaptanib (Macugen), Aflibercept (Eylea®), verteporfin (Visudyne®) in combination with photodynamic therapy (PDT) or with any of the following methods: (a) in combination with laser to destroy abnormal blood vessels (photocoagulation); and (b) in combination with increased vitamin intake of antioxidant vitamins and zinc.

**[0282]** In some embodiments, retinitis pigmentosa can be treated with a combination of a compound of Formula (I) and one or more of the following drugs: UF-021 (Ocuseva™), vitamin A palmitate and pikachurin or with any of the following methods: (a) with the Argus® II retinal implant; and (b) with stem cell and/or gene therapy.

**[0283]** Administration of the compounds disclosed herein or the pharmaceutically acceptable salts thereof can be via any of the accepted modes of administration, including, but not limited to, orally, subcutaneously, intravenously, intranasally, topically, transdermally, intraperitoneally, intramuscularly, intrapulmonarily, vaginally, rectally, otologically, neuro-otologically, intraocularly, subconjunctivally, via anterior eye chamber injection, intravitreally, intraperitoneally, intrathecally, intracystically, intrapleurally, via wound irrigation, intrabuccally, intra-abdominally, intra-articularly, intra-aurally, intrabronchially, intracapsularly, intrameningeally, via inhalation, via endotracheal or endobronchial instillation, via direct instillation into pulmonary cavities, intraspinally, intrasynovially, intrathoracically, via

thoracostomy irrigation, epidurally, intratympanically, intracisternally, intravascularly, intraventricularly, intraosseously, via irrigation of infected bone, or via application as part of any admixture with a prosthetic devices. In some embodiments, the administration method includes oral or parenteral administration.

**[0284]** Compounds provided herein intended for pharmaceutical use may be administered as crystalline or amorphous products. Pharmaceutically acceptable compositions may include solid, semi-solid, liquid, solutions, colloidal, liposomes, emulsions, suspensions, complexes, coacervates and aerosols. Dosage forms, such as, *e.g.*, tablets, capsules, powders, liquids, suspensions, suppositories, aerosols, implants, controlled release or the like. They may be obtained, for example, as solid plugs, powders, or films by methods such as precipitation, crystallization, milling, grinding, supercritical fluid processing, coacervation, complex coacervation, encapsulation, emulsification, complexation, freeze drying, spray drying, or evaporative drying. Microwave or radio frequency drying may be used for this purpose. The compounds can also be administered in sustained or controlled release dosage forms, including depot injections, osmotic pumps, pills (tablets and or capsules), transdermal (including electrotransport) patches, implants and the like, for prolonged and/or timed, pulsed administration at a predetermined rate.

**[0285]** The compounds can be administered either alone or in combination with a conventional pharmaceutical carrier, excipient or the like. Pharmaceutically acceptable excipients include, but are not limited to, ion exchangers, alumina, aluminum stearate, lecithin, self-emulsifying drug delivery systems (SEDDS) such as d- $\alpha$ -tocopherol polyethylene glycol 1000 succinate, surfactants used in pharmaceutical dosage forms such as Tweens, poloxamers or other similar polymeric delivery matrices, serum proteins, such as human serum albumin, buffer substances such as phosphates, tris, glycine, sorbic acid, potassium sorbate, partial glyceride mixtures of saturated vegetable fatty acids, water, salts or electrolytes, such as protamine sulfate, disodium hydrogen phosphate, potassium hydrogen phosphate, sodium-chloride, zinc salts, colloidal silica, magnesium trisilicate, polyvinyl pyrrolidone, cellulose-based substances, polyethylene glycol, sodium carboxymethyl cellulose, polyacrylates, waxes, polyethylene-polyoxypropylene-block polymers, and wool fat. Cyclodextrins such as  $\alpha$ -,  $\beta$ -, and  $\gamma$ -cyclodextrin, or chemically modified derivatives such as hydroxyalkylcyclodextrins, including 2- and 3-hydroxypropyl- $\beta$ -cyclodextrins, or other solubilized derivatives can also be used to enhance delivery of compounds described herein. Dosage forms or compositions containing a compound as described herein in the range of 0.005% to 100% with the balance made up from non-toxic carrier may be prepared. The contemplated compositions may contain 0.001%-100% of a compound

provided herein, in one embodiment 0.1-95%, in another embodiment 75-85%, in a further embodiment 20-80%. Actual methods of preparing such dosage forms are known, or will be apparent, to those skilled in this art; for example, see *Remington: The Science and Practice of Pharmacy*, 22<sup>nd</sup> Edition (Pharmaceutical Press, London, UK. 2012).

**[0286]** In one embodiment, the compositions will take the form of a unit dosage form such as a pill or tablet and thus the composition may contain, along with a compound provided herein, a diluent such as lactose, sucrose, dicalcium phosphate, or the like; a lubricant such as magnesium stearate or the like; and a binder such as starch, gum acacia, polyvinylpyrrolidone, gelatin, cellulose, cellulose derivatives or the like. In another solid dosage form, a powder, marume, solution or suspension (*e.g.*, in propylene carbonate, vegetable oils, PEG's, poloxamer 124 or triglycerides) is encapsulated in a capsule (gelatin or cellulose base capsule). Unit dosage forms in which one or more compounds provided herein or additional active agents are physically separated are also contemplated; *e.g.*, capsules with granules (or tablets in a capsule) of each drug; two-layer tablets; two-compartment gel caps, etc. Enteric coated or delayed release oral dosage forms are also contemplated.

**[0287]** Liquid pharmaceutically administrable compositions can, for example, be prepared by dissolving, dispersing, etc. a compound provided herein and optional pharmaceutical adjuvants in a carrier (*e.g.*, water, saline, aqueous dextrose, glycerol, glycols, ethanol or the like) to form a solution, colloid, liposome, emulsion, complexes, coacervate or suspension. If desired, the pharmaceutical composition can also contain minor amounts of nontoxic auxiliary substances such as wetting agents, emulsifying agents, co-solvents, solubilizing agents, pH buffering agents and the like (*e.g.*, sodium acetate, sodium citrate, cyclodextrin derivatives, sorbitan monolaurate, triethanolamine acetate, triethanolamine oleate, and the like).

**[0288]** In some embodiments, the unit dosage of compounds of Formula (I) is about 0.25 mg/Kg to about 50 mg/Kg in humans.

**[0289]** In some embodiments, the unit dosage of compounds of Formula (I) is about 0.25 mg/Kg to about 20 mg/Kg in humans.

**[0290]** In some embodiments, the unit dosage of compounds of Formula (I) is about 0.50 mg/Kg to about 19 mg/Kg in humans.

**[0291]** In some embodiments, the unit dosage of compounds of Formula (I) is about 0.75 mg/Kg to about 18 mg/Kg in humans.

**[0292]** In some embodiments, the unit dosage of compounds of Formula (I) is about 1.0 mg/Kg to about 17 mg/Kg in humans.



[0293] In some embodiments, the unit dosage of compounds of Formula (I) is about 1.25 mg/Kg to about 16 mg/Kg in humans.

[0294] In some embodiments, the unit dosage of compounds of Formula (I) is about 1.50 mg/Kg to about 15 mg/Kg in humans.

[0295] In some embodiments, the unit dosage of compounds of Formula (I) is about 1.75 mg/Kg to about 14 mg/Kg in humans.

[0296] In some embodiments, the unit dosage of compounds of Formula (I) is about 2.0 mg/Kg to about 13 mg/Kg in humans.

[0297] In some embodiments, the unit dosage of compounds of Formula (I) is about 3.0 mg/Kg to about 12 mg/Kg in humans.

[0298] In some embodiments, the unit dosage of compounds of Formula (I) is about 4.0 mg/Kg to about 11 mg/Kg in humans.

[0299] In some embodiments, the unit dosage of compounds of Formula (I) is about 5.0 mg/Kg to about 10 mg/Kg in humans.

[0300] In some embodiments, the compositions are provided in unit dosage forms suitable for single administration.

[0301] In some embodiments, the compositions are provided in unit dosage forms suitable for twice a day administration.

[0302] In some embodiments, the compositions are provided in unit dosage forms suitable for three times a day administration.

[0303] Injectables can be prepared in conventional forms, either as liquid solutions, colloid, liposomes, complexes, coacervate or suspensions, as emulsions, or in solid forms suitable for reconstitution in liquid prior to injection. The percentage of a compound provided herein contained in such parenteral compositions is highly dependent on the specific nature thereof, as well as the activity of the compound and the needs of the patient. However, percentages of active ingredient of 0.01% to 10% in solution are employable, and could be higher if the composition is a solid or suspension, which could be subsequently diluted to the above percentages.

[0304] In some embodiments, the composition will comprise about 0.1-10% of the active agent in solution.

[0305] In some embodiments, the composition will comprise about 0.1-5% of the active agent in solution.

[0306] In some embodiments, the composition will comprise about 0.1-4% of the active agent in solution.

[0307] In some embodiments, the composition will comprise about 0.15-3% of the active agent in solution.

[0308] In some embodiments, the composition will comprise about 0.2-2% of the active agent in solution.

[0309] In some embodiments, the compositions are provided in dosage forms suitable for continuous dosage by intravenous infusion over a period of about 1-96 hours.

[0310] In some embodiments, the compositions are provided in dosage forms suitable for continuous dosage by intravenous infusion over a period of about 1-72 hours.

[0311] In some embodiments, the compositions are provided in dosage forms suitable for continuous dosage by intravenous infusion over a period of about 1-48 hours.

[0312] In some embodiments, the compositions are provided in dosage forms suitable for continuous dosage by intravenous infusion over a period of about 1-24 hours.

[0313] In some embodiments, the compositions are provided in dosage forms suitable for continuous dosage by intravenous infusion over a period of about 1-12 hours.

[0314] In some embodiments, the compositions are provided in dosage forms suitable for continuous dosage by intravenous infusion over a period of about 1-6 hours.

[0315] In some embodiments, these compositions can be administered by intravenous infusion to humans at doses of about 5 mg/m<sup>2</sup> to about 300 mg/m<sup>2</sup>.

[0316] In some embodiments, these compositions can be administered by intravenous infusion to humans at doses of about 5 mg/m<sup>2</sup> to about 200 mg/m<sup>2</sup>.

[0317] In some embodiments, these compositions can be administered by intravenous infusion to humans at doses of about 5 mg/m<sup>2</sup> to about 100 mg/m<sup>2</sup>.

[0318] In some embodiments, these compositions can be administered by intravenous infusion to humans at doses of about 10 mg/m<sup>2</sup> to about 50 mg/m<sup>2</sup>.

[0319] In some embodiments, these compositions can be administered by intravenous infusion to humans at doses of about 50 mg/m<sup>2</sup> to about 200 mg/m<sup>2</sup>.

[0320] In some embodiments, these compositions can be administered by intravenous infusion to humans at doses of about 75 mg/m<sup>2</sup> to about 175 mg/m<sup>2</sup>.

[0321] In some embodiments, these compositions can be administered by intravenous infusion to humans at doses of about 100 mg/m<sup>2</sup> to about 150 mg/m<sup>2</sup>.

[0322] It is to be noted that concentrations and dosage values may also vary depending on the specific compound and the severity of the condition to be alleviated. It is to be further understood that for any particular patient, specific dosage regimens should be adjusted over time according to the individual need and the professional judgment of the person administering or

supervising the administration of the compositions, and that the concentration ranges set forth herein are exemplary only and are not intended to limit the scope or practice of the claimed compositions.

**[0323]** In one embodiment, the compositions can be administered to the respiratory tract (including nasal and pulmonary) e.g., through a nebulizer, metered-dose inhalers, atomizer, mister, aerosol, dry powder inhaler, insufflator, liquid instillation or other suitable device or technique.

**[0324]** In some embodiments, aerosols intended for delivery to the nasal mucosa are provided for inhalation through the nose. For optimal delivery to the nasal cavities, inhaled particle sizes of about 5 to about 100 microns are useful, with particle sizes of about 10 to about 60 microns being preferred. For nasal delivery, a larger inhaled particle size may be desired to maximize impaction on the nasal mucosa and to minimize or prevent pulmonary deposition of the administered formulation. In some embodiments, aerosols intended for delivery to the lung are provided for inhalation through the nose or the mouth. For delivery to the lung, inhaled aerodynamic particle sizes of about less than 10  $\mu\text{m}$  are useful (e.g., about 1 to about 10 microns). Inhaled particles may be defined as liquid droplets containing dissolved drug, liquid droplets containing suspended drug particles (in cases where the drug is insoluble in the suspending medium), dry particles of pure drug substance, drug substance incorporated with excipients, liposomes, emulsions, colloidal systems, coacervates, aggregates of drug nanoparticles, or dry particles of a diluent which contain embedded drug nanoparticles.

**[0325]** In some embodiments, compounds of Formula (I) disclosed herein intended for respiratory delivery (either systemic or local) can be administered as aqueous formulations, as non-aqueous solutions or suspensions, as suspensions or solutions in halogenated hydrocarbon propellants with or without alcohol, as a colloidal system, as emulsions, coacervates, or as dry powders. Aqueous formulations may be aerosolized by liquid nebulizers employing either hydraulic or ultrasonic atomization or by modified micropump systems (like the soft mist inhalers, the Aerodose<sup>®</sup> or the AERx<sup>®</sup> systems). Propellant-based systems may use suitable pressurized metered-dose inhalers (pMDIs). Dry powders may use dry powder inhaler devices (DPIs), which are capable of dispersing the drug substance effectively. A desired particle size and distribution may be obtained by choosing an appropriate device.

**[0326]** In some embodiments, the compositions of Formula (I) disclosed herein can be administered to the ear by various methods. For example, a round window catheter (e.g., U.S. Pat. Nos. 6,440,102 and 6,648,873) can be used.

[0327] Alternatively, formulations can be incorporated into a wick for use between the outer and middle ear (e.g., U.S. Pat. No. 6,120,484) or absorbed to collagen sponge or other solid support (e.g., U.S. Pat. No. 4,164,559).

[0328] If desired, formulations of the invention can be incorporated into a gel formulation (e.g., U.S. Pat. Nos. 4,474,752 and 6,911,211).

[0329] In some embodiments, compounds of Formula (I) disclosed herein intended for delivery to the ear can be administered via an implanted pump and delivery system through a needle directly into the middle or inner ear (cochlea) or through a cochlear implant stylet electrode channel or alternative prepared drug delivery channel such as but not limited to a needle through temporal bone into the cochlea.

[0330] Other options include delivery via a pump through a thin film coated onto a multichannel electrode or electrode with a specially imbedded drug delivery channel (pathways) carved into the thin film for this purpose. In other embodiments the acidic or basic solid compound of Formula (I) can be delivered from the reservoir of an external or internal implanted pumping system.

[0331] Formulations of the invention also can be administered to the ear by intratympanic injection into the middle ear, inner ear, or cochlea (e.g., U.S. Pat. No. 6,377,849 and Ser. No. 11/337,815).

[0332] Intratympanic injection of therapeutic agents is the technique of injecting a therapeutic agent behind the tympanic membrane into the middle and/or inner ear. In one embodiment, the formulations described herein are administered directly onto the round window membrane via transtympanic injection. In another embodiment, the ion channel modulating agent auris-acceptable formulations described herein are administered onto the round window membrane via a non-transtympanic approach to the inner ear. In additional embodiments, the formulation described herein is administered onto the round window membrane via a surgical approach to the round window membrane comprising modification of the crista fenestrae cochleae.

[0333] In some embodiments, the compounds of Formula (I) are formulated in rectal compositions such as enemas, rectal gels, rectal foams, rectal aerosols, suppositories, jelly suppositories, or retention enemas, containing conventional suppository bases such as cocoa butter or other glycerides, as well as synthetic polymers such as polyvinylpyrrolidone, PEG (like PEG ointments), and the like.

[0334] Suppositories for rectal administration of the drug (either as a solution, colloid, suspension or a complex) can be prepared by mixing a compound provided herein with a suitable non-irritating excipient that is solid at ordinary temperatures but liquid at the rectal temperature

and will therefore melt or erode/dissolve in the rectum and release the compound. Such materials include cocoa butter, glycerinated gelatin, hydrogenated vegetable oils, poloxamers, mixtures of polyethylene glycols of various molecular weights and fatty acid esters of polyethylene glycol. In suppository forms of the compositions, a low-melting wax such as, but not limited to, a mixture of fatty acid glycerides, optionally in combination with cocoa butter, is first melted.

**[0335]** Solid compositions can be provided in various different types of dosage forms, depending on the physicochemical properties of the compound provided herein, the desired dissolution rate, cost considerations, and other criteria. In one of the embodiments, the solid composition is a single unit. This implies that one unit dose of the compound is comprised in a single, physically shaped solid form or article. In other words, the solid composition is coherent, which is in contrast to a multiple unit dosage form, in which the units are incoherent.

**[0336]** Examples of single units which may be used as dosage forms for the solid composition include tablets, such as compressed tablets, film-like units, foil-like units, wafers, lyophilized matrix units, and the like. In one embodiment, the solid composition is a highly porous lyophilized form. Such lyophilizates, sometimes also called wafers or lyophilized tablets, are particularly useful for their rapid disintegration, which also enables the rapid dissolution of the compound.

**[0337]** On the other hand, for some applications the solid composition may also be formed as a multiple unit dosage form as defined above. Examples of multiple units are powders, granules, microparticles, pellets, mini-tablets, beads, lyophilized powders, and the like. In one embodiment, the solid composition is a lyophilized powder. Such a dispersed lyophilized system comprises a multitude of powder particles, and due to the lyophilization process used in the formation of the powder, each particle has an irregular, porous microstructure through which the powder is capable of absorbing water very rapidly, resulting in quick dissolution. Effervescent compositions are also contemplated to aid the quick dispersion and absorption of the compound.

**[0338]** Another type of multiparticulate system which is also capable of achieving rapid drug dissolution is that of powders, granules, or pellets from water-soluble excipients which are coated with a compound provided herein so that the compound is located at the outer surface of the individual particles. In this type of system, the water-soluble low molecular weight excipient may be useful for preparing the cores of such coated particles, which can be subsequently coated with a coating composition comprising the compound and, for example, one or more additional excipients, such as a binder, a pore former, a saccharide, a sugar alcohol, a film-forming polymer, a plasticizer, or other excipients used in pharmaceutical coating compositions.

**[0339]** Also provided herein are kits. Typically, a kit includes one or more compounds or compositions as described herein. In certain embodiments, a kit can include one or more delivery systems, e.g., for delivering or administering a compound as provided herein, and directions for use of the kit (e.g., instructions for treating a patient). In another embodiment, the kit can include a compound or composition as described herein and a label that indicates that the contents are to be administered to a patient with cancer. In another embodiment, the kit can include a compound or composition as described herein and a label that indicates that the contents are to be administered to a patient with one or more of hepatocellular carcinoma, colon cancer, leukemia, lymphoma, sarcoma, ovarian cancer, diabetic retinopathy, pulmonary fibrosis, rheumatoid arthritis, sepsis, ankylosing spondylitis, psoriasis, scleroderma, mycotic and viral infections, bone and cartilage diseases, Alzheimer's disease, lung disease, bone/osteoporotic (wrist, spine, shoulder and hip) fractures, articular cartilage (chondral) defects, degenerative disc disease (or intervertebral disc degeneration), polyposis coli, bone density and vascular defects in the eye (Osteoporosis-pseudoglioma Syndrome, OPPG), familial exudative vitreoretinopathy, retinal angiogenesis, early coronary disease, tetra-amelia, Müllerian-duct regression and virilization, SERKAL syndrome, type II diabetes, Fuhrmann syndrome, Al-Awadi/Raas-Rothschild/Schinzel phocomelia syndrome, odonto-onycho-dermal dysplasia, obesity, split-hand/foot malformation, caudal duplication, tooth agenesis, Wilms tumor, skeletal dysplasia, focal dermal hypoplasia, autosomal recessive anonychia, neural tube defects, alpha-thalassemia (ATRX) syndrome, fragile X syndrome, ICF syndrome, Angelman syndrome, Prader-Willi syndrome, Beckwith-Wiedemann Syndrome, Norrie disease, and Rett syndrome.

#### Methods of Treatment

**[0340]** The compounds and compositions provided herein can be used as inhibitors and/or modulators of one or more components of the Wnt pathway, which may include one or more Wnt proteins, and thus can be used to treat a variety of disorders and diseases in which aberrant Wnt signaling is implicated, such as cancer and other diseases associated with abnormal angiogenesis, cellular proliferation, and cell cycling. Accordingly, the compounds and compositions provided herein can be used to treat cancer, to reduce or inhibit angiogenesis, to reduce or inhibit cellular proliferation, to correct a genetic disorder, and/or to treat a neurological condition/disorder/disease due to mutations or dysregulation of the Wnt pathway and/or of one or more of Wnt signaling components. Non-limiting examples of diseases which can be treated with the compounds and compositions provided herein include a variety of cancers, diabetic retinopathy, pulmonary fibrosis, rheumatoid arthritis, scleroderma, mycotic and viral infections, bone and

cartilage diseases, neurological conditions/diseases such as Alzheimer's disease, amyotrophic lateral sclerosis (ALS), motor neuron disease, multiple sclerosis or autism, lung disease, bone/osteoporotic (wrist, spine, shoulder and hip) fractures, polyposis coli, bone density and vascular defects in the eye (Osteoporosis-pseudoglioma Syndrome, OPPG), familial exudative vitreoretinopathy, retinal angiogenesis, early coronary disease, tetra-amelia, Müllerian-duct regression and virilization, SERKAL syndrome, type II diabetes, Fuhrmann syndrome, Al-Awadi/Raas-Rothschild/Schinzel phocomelia syndrome, odonto-onycho-dermal dysplasia, obesity, split-hand/foot malformation, caudal duplication, tooth agenesis, Wilms tumor, skeletal dysplasia, focal dermal hypoplasia, autosomal recessive anonychia, neural tube defects, alpha-thalassemia (ATRX) syndrome, fragile X syndrome, ICF syndrome, Angelman syndrome, Prader-Willi syndrome, Beckwith-Wiedemann Syndrome, Norrie disease and Rett syndrome.

[0341] With respect to cancer, the Wnt pathway is known to be constitutively activated in a variety of cancers including, for example, colon cancer, hepatocellular carcinoma, lung cancer, ovarian cancer, prostate cancer, pancreatic cancer and leukemias such as CML, CLL and T-ALL. Accordingly, the compounds and compositions described herein may be used to treat these cancers in which the Wnt pathway is constitutively activated. In certain embodiments, the cancer is chosen from hepatocellular carcinoma, colon cancer, leukemia, lymphoma, sarcoma and ovarian cancer.

[0342] Other cancers can also be treated with the compounds and compositions described herein.

[0343] More particularly, cancers that may be treated by the compounds, compositions and methods described herein include, but are not limited to, the following:

[0344] 1) Breast cancers, including, for example ER<sup>+</sup> breast cancer, ER<sup>-</sup> breast cancer, her2<sup>-</sup> breast cancer, her2<sup>+</sup> breast cancer, stromal tumors such as fibroadenomas, phyllodes tumors, and sarcomas, and epithelial tumors such as large duct papillomas; carcinomas of the breast including *in situ* (noninvasive) carcinoma that includes ductal carcinoma *in situ* (including Paget's disease) and lobular carcinoma *in situ*, and invasive (infiltrating) carcinoma including, but not limited to, invasive ductal carcinoma, invasive lobular carcinoma, medullary carcinoma, colloid (mucinous) carcinoma, tubular carcinoma, and invasive papillary carcinoma; and miscellaneous malignant neoplasms. Further examples of breast cancers can include luminal A, luminal B, basal A, basal B, and triple negative breast cancer, which is estrogen receptor negative (ER<sup>-</sup>), progesterone receptor negative, and her2 negative (her2<sup>-</sup>). In some embodiments, the breast cancer may have a high risk Oncotype score.

[0345] 2) Cardiac cancers, including, for example sarcoma, e.g., angiosarcoma, fibrosarcoma, rhabdomyosarcoma, and liposarcoma; myxoma; rhabdomyoma; fibroma; lipoma and teratoma.

[0346] 3) Lung cancers, including, for example, bronchogenic carcinoma, e.g., squamous cell, undifferentiated small cell, undifferentiated large cell, and adenocarcinoma; alveolar and bronchiolar carcinoma; bronchial adenoma; sarcoma; lymphoma; chondromatous hamartoma; and mesothelioma.

[0347] 4) Gastrointestinal cancer, including, for example, cancers of the esophagus, e.g., squamous cell carcinoma, adenocarcinoma, leiomyosarcoma, and lymphoma; cancers of the stomach, e.g., carcinoma, lymphoma, and leiomyosarcoma; cancers of the pancreas, e.g., ductal adenocarcinoma, insulinoma, glucagonoma, gastrinoma, carcinoid tumors, and vipoma; cancers of the small bowel, e.g., adenocarcinoma, lymphoma, carcinoid tumors, Kaposi's sarcoma, leiomyoma, hemangioma, lipoma, neurofibroma, and fibroma; cancers of the large bowel, e.g., adenocarcinoma, tubular adenoma, villous adenoma, hamartoma, and leiomyoma.

[0348] 5) Genitourinary tract cancers, including, for example, cancers of the kidney, e.g., adenocarcinoma, Wilm's tumor (nephroblastoma), lymphoma, and leukemia; cancers of the bladder and urethra, e.g., squamous cell carcinoma, transitional cell carcinoma, and adenocarcinoma; cancers of the prostate, e.g., adenocarcinoma, and sarcoma; cancer of the testis, e.g., seminoma, teratoma, embryonal carcinoma, teratocarcinoma, choriocarcinoma, sarcoma, interstitial cell carcinoma, fibroma, fibroadenoma, adenomatoid tumors, and lipoma.

[0349] 6) Liver cancers, including, for example, hepatoma, e.g., hepatocellular carcinoma; cholangiocarcinoma; hepatoblastoma; angiosarcoma; hepatocellular adenoma; and hemangioma.

[0350] 7) Bone cancers, including, for example, osteogenic sarcoma (osteosarcoma), fibrosarcoma, malignant fibrous histiocytoma, chondrosarcoma, Ewing's sarcoma, malignant lymphoma (reticulum cell sarcoma), multiple myeloma, malignant giant cell tumor chordoma, osteochondroma (osteocartilaginous exostoses), benign chondroma, chondroblastoma, chondromyxofibroma, osteoid osteoma and giant cell tumors.

[0351] 8) Nervous system cancers, including, for example, cancers of the skull, e.g., osteoma, hemangioma, granuloma, xanthoma, and osteitis deformans; cancers of the meninges, e.g., meningioma, meningiosarcoma, and gliomatosis; cancers of the brain, e.g., astrocytoma, medulloblastoma, glioma, ependymoma, germinoma (pinealoma), glioblastoma multiform, oligodendroglioma, schwannoma, retinoblastoma, and congenital tumors; and cancers of the spinal cord, e.g., neurofibroma, meningioma, glioma, and sarcoma.



[0352] 9) Gynecological cancers, including, for example, cancers of the uterus, e.g., endometrial carcinoma; cancers of the cervix, e.g., cervical carcinoma, and pre tumor cervical dysplasia; cancers of the ovaries, e.g., ovarian carcinoma, including serous cystadenocarcinoma, mucinous cystadenocarcinoma, unclassified carcinoma, granulosa theca cell tumors, Sertoli Leydig cell tumors, dysgerminoma, and malignant teratoma; cancers of the vulva, e.g., squamous cell carcinoma, intraepithelial carcinoma, adenocarcinoma, fibrosarcoma, and melanoma; cancers of the vagina, e.g., clear cell carcinoma, squamous cell carcinoma, botryoid sarcoma, and embryonal rhabdomyosarcoma; and cancers of the fallopian tubes, e.g., carcinoma.

[0353] 10) Hematologic cancers, including, for example, cancers of the blood, e.g., acute myeloid leukemia, chronic myeloid leukemia, acute lymphoblastic leukemia, chronic lymphocytic leukemia, myeloproliferative diseases, multiple myeloma, and myelodysplastic syndrome, Hodgkin's lymphoma, non-Hodgkin's lymphoma (malignant lymphoma) and Waldenström's macroglobulinemia.

[0354] 11) Skin cancers and skin disorders, including, for example, malignant melanoma and metastatic melanoma, basal cell carcinoma, squamous cell carcinoma, Kaposi's sarcoma, moles dysplastic nevi, lipoma, angioma, dermatofibroma, keloids, and scleroderma.

[0355] 12) Adrenal gland cancers, including, for example, neuroblastoma.

[0356] Cancers may be solid tumors that may or may not be metastatic. Cancers may also occur, as in leukemia, as a diffuse tissue. Thus, the term "tumor cell," as provided herein, includes a cell afflicted by any one of the above identified disorders.

[0357] A method of treating cancer using a compound or composition as described herein may be combined with existing methods of treating cancers, for example by chemotherapy, irradiation, or surgery (e.g., oophorectomy). In some embodiments, a compound or composition can be administered before, during, or after another anticancer agent or treatment.

[0358] The compounds and compositions described herein can be used as anti-angiogenesis agents and as agents for modulating and/or inhibiting the activity of protein kinases, thus providing treatments for cancer and other diseases associated with cellular proliferation mediated by protein kinases. For example, the compounds described herein can inhibit the activity of one or more kinases. Accordingly, provided herein is a method of treating cancer or preventing or reducing angiogenesis through kinase inhibition.

[0359] In addition, and including treatment of cancer, the compounds and compositions described herein can function as cell-cycle control agents for treating proliferative disorders in a patient. Disorders associated with excessive proliferation include, for example, cancers, scleroderma, immunological disorders involving undesired proliferation of leukocytes,

and restenosis and other smooth muscle disorders. Furthermore, such compounds may be used to prevent de-differentiation of post-mitotic tissue and/or cells.

[0360] Diseases or disorders associated with uncontrolled or abnormal cellular proliferation include, but are not limited to, the following:

- a variety of cancers, including, but not limited to, carcinoma, hematopoietic tumors of lymphoid lineage, hematopoietic tumors of myeloid lineage, tumors of mesenchymal origin, tumors of the central and peripheral nervous system and other tumors including melanoma, seminoma and Kaposi's sarcoma.
- a disease process which features abnormal cellular proliferation, e.g., benign prostatic hyperplasia, familial adenomatous polyposis, neurofibromatosis, atherosclerosis, arthritis, glomerulonephritis, restenosis following angioplasty or vascular surgery, inflammatory bowel disease, transplantation rejection, endotoxic shock, and fungal infections. Fibrotic disorders such as skin fibrosis; scleroderma; progressive systemic fibrosis; lung fibrosis; muscle fibrosis; kidney fibrosis; glomerulosclerosis; glomerulonephritis; hypertrophic scar formation; uterine fibrosis; renal fibrosis; cirrhosis of the liver, liver fibrosis; fatty liver disease (FLD); adhesions, such as those occurring in the abdomen, pelvis, spine or tendons; chronic obstructive pulmonary disease; fibrosis following myocardial infarction; pulmonary fibrosis; fibrosis and scarring associated with diffuse/interstitial lung disease; central nervous system fibrosis, such as fibrosis following stroke; fibrosis associated with neuro-degenerative disorders such as Alzheimer's Disease or multiple sclerosis; fibrosis associated with proliferative vitreoretinopathy (PVR); restenosis; endometriosis; ischemic disease and radiation fibrosis.
- defective apoptosis-associated conditions, such as cancers (including but not limited to those types mentioned herein), viral infections (including but not limited to herpesvirus, poxvirus, Epstein-Barr virus, Sindbis virus and adenovirus), prevention of AIDS development in HIV-infected individuals, autoimmune diseases (including but not limited to systemic lupus erythematosus, rheumatoid arthritis, sepsis, ankylosing spondylitis, psoriasis, scleroderma, autoimmune mediated glomerulonephritis, inflammatory bowel disease and autoimmune diabetes mellitus), neuro-degenerative disorders (including but not limited to Alzheimer's disease, lung disease, amyotrophic lateral sclerosis, retinitis pigmentosa, Parkinson's disease, AIDS-related dementia, spinal muscular atrophy and cerebellar degeneration), myelodysplastic syndromes, aplastic anemia, ischemic injury

associated with myocardial infarctions, stroke and reperfusion injury, arrhythmia, atherosclerosis, toxin-induced or alcohol related liver diseases, hematological diseases (including but not limited to chronic anemia and aplastic anemia), degenerative diseases of the musculoskeletal system (including but not limited to osteoporosis and arthritis), tendinopathies such as tendinitis and tendinosis, aspirin-sensitive rhinosinusitis, cystic fibrosis, multiple sclerosis, kidney diseases and cancer pain.

- genetic diseases due to mutations in Wnt signaling components, such as polyposis coli, bone density and vascular defects in the eye (Osteoporosis-pseudoglioma Syndrome, OPPG), familial exudative vitreoretinopathy, retinal angiogenesis, early coronary disease, tetra-amelia, Müllerian-duct regression and virilization, SERKAL syndrome, type II diabetes, Fuhrmann syndrome, Al-Awadi/Raas-Rothschild/Schinzel phocomelia syndrome, odonto-onycho-dermal dysplasia, obesity, split-hand/foot malformation, caudal duplication, tooth agenesis, Wilms tumor, skeletal dysplasia, focal dermal hypoplasia, autosomal recessive anonychia, neural tube defects, alpha-thalassemia (ATRX) syndrome, fragile X syndrome, ICF syndrome, Angelman syndrome, Prader-Willi syndrome, Beckwith-Wiedemann Syndrome, Norrie disease and Rett syndrome.

**[0361]** The compounds and compositions described herein can be used to treat neurological conditions, disorders and/or diseases caused by dysfunction in the Wnt signaling pathway. Non-limiting examples of neurological conditions/disorders/diseases which can be treated with the compounds and compositions provided herein include Alzheimer's disease, aphasia, apraxia, arachnoiditis, ataxia telangiectasia, attention deficit hyperactivity disorder, auditory processing disorder, autism, alcoholism, Bell's palsy, bipolar disorder, brachial plexus injury, Canavan disease, carpal tunnel syndrome, causalgia, central pain syndrome, central pontine myelinolysis, centronuclear myopathy, cephalic disorder, cerebral aneurysm, cerebral arteriosclerosis, cerebral atrophy, cerebral gigantism, cerebral palsy, cerebral vasculitis, cervical spinal stenosis, Charcot-Marie-Tooth disease, Chiari malformation, chronic fatigue syndrome, chronic inflammatory demyelinating polyneuropathy (CIDP), chronic pain, Coffin-Lowry syndrome, complex regional pain syndrome, compression neuropathy, congenital facial diplegia, corticobasal degeneration, cranial arteritis, craniosynostosis, Creutzfeldt-Jakob disease, cumulative trauma disorder, Cushing's syndrome, cytomegalic inclusion body disease (CIBD), Dandy-Walker syndrome, Dawson disease, de Morsier's syndrome, Dejerine-Klumpke palsy, Dejerine-Sottas disease, delayed sleep phase syndrome, dementia, dermatomyositis, developmental dyspraxia, diabetic

neuropathy, diffuse sclerosis, Dravet syndrome, dysautonomia, dyscalculia, dysgraphia, dyslexia, dystonia, empty sella syndrome, encephalitis, encephalocele, encephalotrigeminal angiomatosis, encopresis, epilepsy, Erb's palsy, erythromelalgia, essential tremor, Fabry's disease, Fahr's syndrome, familial spastic paralysis, febrile seizure, Fisher syndrome, Friedreich's ataxia, fibromyalgia, Foville's syndrome, Gaucher's disease, Gerstmann's syndrome, giant cell arteritis, giant cell inclusion disease, globoid cell leukodystrophy, gray matter heterotopia, Guillain-Barré syndrome, HTLV-1 associated myelopathy, Hallervorden-Spatz disease, hemifacial spasm, hereditary spastic paraplegia, heredopathia atactica polyneuritiformis, herpes zoster oticus, herpes zoster, Hirayama syndrome, holoprosencephaly, Huntington's disease, hydranencephaly, hydrocephalus, hypercortisolism, hypoxia, immune-mediated encephalomyelitis, inclusion body myositis, incontinentia pigmenti, infantile phytanic acid storage disease, infantile Refsum disease, infantile spasms, inflammatory myopathy, intracranial cyst, intracranial hypertension, Joubert syndrome, Karak syndrome, Kearns-Sayre syndrome, Kennedy disease, Kinsbourne syndrome, Klippel Feil syndrome, Krabbe disease, Kugelberg-Welander disease, kuru, Lafora disease, Lambert-Eaton myasthenic syndrome, Landau-Kleffner syndrome, lateral medullary (Wallenberg) syndrome, Leigh's disease, Lennox-Gastaut syndrome, Lesch-Nyhan syndrome, leukodystrophy, Lewy body dementia, lissencephaly, locked-in syndrome, Lou Gehrig's disease, lumbar disc disease, lumbar spinal stenosis, Lyme disease, Machado-Joseph disease (Spinocerebellar ataxia type 3), macrencephaly, macropsia, megalencephaly, Melkersson-Rosenthal syndrome, Meniere's disease, meningitis, Menkes disease, metachromatic leukodystrophy, microcephaly, micropsia, Miller Fisher syndrome, misophonia, mitochondrial myopathy, Mobius syndrome, monomelic amyotrophy, motor neuron disease, motor skills disorder, Moyamoya disease, mucopolysaccharidoses, multi-infarct dementia, multifocal motor neuropathy, multiple sclerosis, multiple system atrophy, muscular dystrophy, myalgic encephalomyelitis, myasthenia gravis, myelinoclastic diffuse sclerosis, myoclonic Encephalopathy of infants, myoclonus, myopathy, myotubular myopathy, myotonia congenita, narcolepsy, neurofibromatosis, neuroleptic malignant syndrome, lupus erythematosus, neuromyotonia, neuronal ceroid lipofuscinosis, Niemann-Pick disease, O'Sullivan-McLeod syndrome, occipital Neuralgia, occult Spinal Dysraphism Sequence, Ohtahara syndrome, olivopontocerebellar atrophy, opsoclonus myoclonus syndrome, optic neuritis, orthostatic hypotension, palinopsia, paresthesia, Parkinson's disease, paramyotonia congenita, paraneoplastic diseases, paroxysmal attacks, Parry-Romberg syndrome, Pelizaeus-Merzbacher disease, periodic paralyses, peripheral neuropathy, photic sneeze reflex, phytanic acid storage disease, Pick's disease, polymicrogyria (PMG), polymyositis, porencephaly, post-polio syndrome, postherpetic neuralgia (PHN), postural hypotension, Prader-Willi syndrome, primary lateral

sclerosis, prion diseases, progressive hemifacial atrophy, progressive multifocal leukoencephalopathy, progressive supranuclear palsy, pseudotumor cerebri, Ramsay Hunt syndrome type I, Ramsay Hunt syndrome type II, Ramsay Hunt syndrome type III, Rasmussen's encephalitis, reflex neurovascular dystrophy, Refsum disease, restless legs syndrome, retrovirus-associated myelopathy, Rett syndrome, Reye's syndrome, rhythmic movement disorder, Romberg syndrome, Saint Vitus dance, Sandhoff disease, schizophrenia, Schilder's disease, schizencephaly, sensory integration dysfunction, septo-optic dysplasia, Shy-Drager syndrome, Sjögren's syndrome, snatiation, Sotos syndrome, spasticity, spina bifida, spinal cord tumors, spinal muscular atrophy, spinocerebellar ataxia, Steele-Richardson-Olszewski syndrome, Stiff-person syndrome, stroke, Sturge-Weber syndrome, subacute sclerosing panencephalitis, subcortical arteriosclerotic encephalopathy, superficial siderosis, Sydenham's chorea, syncope, synesthesia, syringomyelia, tarsal tunnel syndrome, tardive dyskinesia, tardive dysphrenia, Tarlov cyst, Tay-Sachs disease, temporal arteritis, tetanus, tethered spinal cord syndrome, Thomsen disease, thoracic outlet syndrome, tic douloureux, Todd's paralysis, Tourette syndrome, toxic encephalopathy, transient ischemic attack, transmissible spongiform encephalopathies, transverse myelitis, tremor, trigeminal neuralgia, tropical spastic paraparesis, trypanosomiasis, tuberous sclerosis, ubisiosis, Von Hippel-Lindau disease (VHL), Viliuisk Encephalomyelitis (VE), Wallenberg's syndrome, Werdnig, Hoffman disease, west syndrome, Williams syndrome, Wilson's disease and Zellweger syndrome.

**[0362]** The compounds and compositions may also be useful in the inhibition of the development of invasive cancer, tumor angiogenesis and metastasis.

**[0363]** In some embodiments, the disclosure provides a method for treating a disease or disorder associated with aberrant cellular proliferation by administering to a patient in need of such treatment an effective amount of one or more of the compounds of Formula (I), in combination (simultaneously or sequentially) with at least one other agent.

**[0364]** In some embodiments, the disclosure provides a method of treating or ameliorating in a patient a disorder or disease selected from the group consisting of: cancer, pulmonary fibrosis, idiopathic pulmonary fibrosis (IPF), degenerative disc disease, bone/osteoporotic fractures, bone or cartilage disease, and osteoarthritis, the method comprising administering to the patient a therapeutically effective amount of a compound according to claim 1, or a pharmaceutically acceptable salt thereof.

**[0365]** In some embodiments, the pharmaceutical composition comprises a therapeutically effective amount of a compound of Formula (I), or a pharmaceutically acceptable salt thereof, and a pharmaceutically acceptable excipient.

[0366] In some embodiments, the method of treats a disorder or disease in which aberrant Wnt signaling is implicated in a patient, the method comprises administering to the patient a therapeutically effective amount of a compound of Formula (I), or a pharmaceutically acceptable salt thereof.

[0367] In some embodiments, the disorder or disease is cancer.

[0368] In some embodiments, the disorder or disease is systemic inflammation.

[0369] In some embodiments, the disorder or disease is metastatic melanoma.

[0370] In some embodiments, the disorder or disease is fatty liver disease.

[0371] In some embodiments, the disorder or disease is liver fibrosis.

[0372] In some embodiments, the disorder or disease is tendon regeneration.

[0373] In some embodiments, the disorder or disease is diabetes.

[0374] In some embodiments, the disorder or disease is degenerative disc disease.

[0375] In some embodiments, the disorder or disease is osteoarthritis.

[0376] In some embodiments, the disorder or disease is diabetic retinopathy.

[0377] In some embodiments, the disorder or disease is pulmonary fibrosis.

[0378] In some embodiments, the disorder or disease is idiopathic pulmonary fibrosis (IPF).

[0379] In some embodiments, the disorder or disease is degenerative disc disease.

[0380] In some embodiments, the disorder or disease is rheumatoid arthritis.

[0381] In some embodiments, the disorder or disease is scleroderma.

[0382] In some embodiments, the disorder or disease is a mycotic or viral infection.

[0383] In some embodiments, the disorder or disease is a bone or cartilage disease.

[0384] In some embodiments, the disorder or disease is Alzheimer's disease.

[0385] In some embodiments, the disorder or disease is osteoarthritis.

[0386] In some embodiments, the disorder or disease is lung disease

[0387] In some embodiments, the disorder or disease is a genetic disease caused by mutations in Wnt signaling components, wherein the genetic disease is selected from: polyposis coli, osteoporosis-pseudoglioma syndrome, familial exudative vitreoretinopathy, retinal angiogenesis, early coronary disease, tetra-amelia syndrome, Müllerian-duct regression and virilization, SERKAL syndrome, diabetes mellitus type 2, Fuhrmann syndrome, Al-Awadi/Raas-Rothschild/Schinzel phocomelia syndrome, odonto-oncho-dermal dysplasia, obesity, split-hand/foot malformation, caudal duplication syndrome, tooth agenesis, Wilms tumor, skeletal dysplasia, focal dermal hypoplasia, autosomal recessive anonychia, neural tube defects, alpha-

thalassemia (ATRX) syndrome, fragile X syndrome, ICF syndrome, Angelman syndrome, Prader-Willi syndrome, Beckwith-Wiedemann Syndrome, Norrie disease and Rett syndrome.

[0388] In some embodiments, the patient is a human.

[0389] In some embodiments, the cancer is chosen from: hepatocellular carcinoma, colon cancer, breast cancer, pancreatic cancer, chronic myeloid leukemia (CML), chronic myelomonocytic leukemia, chronic lymphocytic leukemia (CLL), acute myeloid leukemia, acute lymphocytic leukemia, Hodgkin lymphoma, lymphoma, sarcoma and ovarian cancer.

[0390] In some embodiments, the cancer is chosen from: lung cancer - non-small cell, lung cancer - small cell, multiple myeloma, nasopharyngeal cancer, neuroblastoma, osteosarcoma, penile cancer, pituitary tumors, prostate cancer, retinoblastoma, rhabdomyosarcoma, salivary gland cancer, skin cancer - basal and squamous cell, skin cancer – melanoma, small intestine cancer, stomach (gastric) cancers, testicular cancer, thymus cancer, thyroid cancer, uterine sarcoma, vaginal cancer, vulvar cancer, laryngeal or hypopharyngeal cancer, kidney cancer, Kaposi sarcoma, gestational trophoblastic disease, gastrointestinal stromal tumor, gastrointestinal carcinoid tumor, gallbladder cancer, eye cancer (melanoma and lymphoma), Ewing tumor, esophagus cancer, endometrial cancer, colorectal cancer, cervical cancer, brain or spinal cord tumor, bone metastasis, bone cancer, bladder cancer, bile duct cancer, anal cancer and adrenal cortical cancer.

[0391] In some embodiments, the cancer is hepatocellular carcinoma.

[0392] In some embodiments, the cancer is colon cancer.

[0393] In some embodiments, the cancer is colorectal cancer.

[0394] In some embodiments, the cancer is breast cancer.

[0395] In some embodiments, the cancer is pancreatic cancer.

[0396] In some embodiments, the cancer is chronic myeloid leukemia (CML).

[0397] In some embodiments, the cancer is chronic myelomonocytic leukemia.

[0398] In some embodiments, the cancer is chronic lymphocytic leukemia (CLL).

[0399] In some embodiments, the cancer is acute myeloid leukemia.

[0400] In some embodiments, the cancer is acute lymphocytic leukemia.

[0401] In some embodiments, the cancer is Hodgkin lymphoma.

[0402] In some embodiments, the cancer is lymphoma.

[0403] In some embodiments, the cancer is sarcoma.

[0404] In some embodiments, the cancer is ovarian cancer.

[0405] In some embodiments, the cancer is lung cancer - non-small cell.

[0406] In some embodiments, the cancer is lung cancer - small cell.

[0407] In some embodiments, the cancer is multiple myeloma.

- [0408] In some embodiments, the cancer is nasopharyngeal cancer.
- [0409] In some embodiments, the cancer is neuroblastoma.
- [0410] In some embodiments, the cancer is osteosarcoma.
- [0411] In some embodiments, the cancer is penile cancer.
- [0412] In some embodiments, the cancer is pituitary tumors.
- [0413] In some embodiments, the cancer is prostate cancer.
- [0414] In some embodiments, the cancer is retinoblastoma.
- [0415] In some embodiments, the cancer is rhabdomyosarcoma.
- [0416] In some embodiments, the cancer is salivary gland cancer.
- [0417] In some embodiments, the cancer is skin cancer - basal and squamous cell.
- [0418] In some embodiments, the cancer is skin cancer – melanoma.
- [0419] In some embodiments, the cancer is small intestine cancer.
- [0420] In some embodiments, the cancer is stomach (gastric) cancers.
- [0421] In some embodiments, the cancer is testicular cancer.
- [0422] In some embodiments, the cancer is thymus cancer.
- [0423] In some embodiments, the cancer is thyroid cancer.
- [0424] In some embodiments, the cancer is uterine sarcoma.
- [0425] In some embodiments, the cancer is vaginal cancer.
- [0426] In some embodiments, the cancer is vulvar cancer.
- [0427] In some embodiments, the cancer is Wilms tumor.
- [0428] In some embodiments, the cancer is laryngeal or hypopharyngeal cancer.
- [0429] In some embodiments, the cancer is kidney cancer.
- [0430] In some embodiments, the cancer is Kaposi sarcoma.
- [0431] In some embodiments, the cancer is gestational trophoblastic disease.
- [0432] In some embodiments, the cancer is gastrointestinal stromal tumor.
- [0433] In some embodiments, the cancer is gastrointestinal carcinoid tumor.
- [0434] In some embodiments, the cancer is gallbladder cancer.
- [0435] In some embodiments, the cancer is eye cancer (melanoma and lymphoma).
- [0436] In some embodiments, the cancer is Ewing tumor.
- [0437] In some embodiments, the cancer is esophagus cancer.
- [0438] In some embodiments, the cancer is endometrial cancer.
- [0439] In some embodiments, the cancer is colorectal cancer.
- [0440] In some embodiments, the cancer is cervical cancer.
- [0441] In some embodiments, the cancer is brain or spinal cord tumor.



[0442] In some embodiments, the cancer is bone metastasis.

[0443] In some embodiments, the cancer is bone cancer.

[0444] In some embodiments, the cancer is bladder cancer.

[0445] In some embodiments, the cancer is bile duct cancer.

[0446] In some embodiments, the cancer is anal cancer.

[0447] In some embodiments, the cancer is adrenal cortical cancer.

[0448] In some embodiments, the disorder or disease is a neurological condition, disorder or disease, wherein the neurological condition/disorder/disease is selected from: Alzheimer's disease, frontotemporal dementias, dementia with lewy bodies, prion diseases, Parkinson's disease, Huntington's disease, progressive supranuclear palsy, corticobasal degeneration, multiple system atrophy, amyotrophic lateral sclerosis (ALS), inclusion body myositis, autism, degenerative myopathies, diabetic neuropathy, other metabolic neuropathies, endocrine neuropathies, orthostatic hypotension, multiple sclerosis and Charcot-Marie-Tooth disease.

[0449] In some embodiments, the compound of Formula (I) inhibits one or more proteins in the Wnt pathway.

[0450] In some embodiments, the compound of Formula (I) inhibits signaling induced by one or more Wnt proteins.

[0451] In some embodiments, the Wnt proteins are chosen from: WNT1, WNT2, WNT2B, WNT3, WNT3A, WNT4, WNT5A, WNT5B, WNT6, WNT7A, WNT7B, WNT8A, WNT8B, WNT9A, WNT9B, WNT10A, WNT10B, WNT11, and WNT16.

[0452] In some embodiments, the compound of Formula (I) inhibits a kinase activity.

[0453] In some embodiments, the method treats a disease or disorder mediated by the Wnt pathway in a patient, the method comprises administering to the patient a therapeutically effective amount of a compound (or compounds) of Formula (I), or a pharmaceutically acceptable salt thereof.

[0454] In some embodiments, the compound of Formula (I) inhibits one or more Wnt proteins.

[0455] In some embodiments, the method treats a disease or disorder mediated by kinase activity in a patient, the method comprises administering to the patient a therapeutically effective amount of a compound (or compounds) of Formula (I), or a pharmaceutically acceptable salt thereof.

[0456] In some embodiments, the disease or disorder comprises tumor growth, cell proliferation, or angiogenesis.

[0457] In some embodiments, the method inhibits the activity of a protein kinase receptor, the method comprises contacting the receptor with an effective amount of a compound (or compounds) of Formula (I), or a pharmaceutically acceptable salt thereof.

[0458] In some embodiments, the method treats a disease or disorder associated with aberrant cellular proliferation in a patient; the method comprises administering to the patient a therapeutically effective amount of a compound (or compounds) of Formula (I), or a pharmaceutically acceptable salt thereof.

[0459] In some embodiments, the method prevents or reduces angiogenesis in a patient; the method comprises administering to the patient a therapeutically effective amount of a compound (or compounds) of Formula (I), or a pharmaceutically acceptable salt thereof.

[0460] In some embodiments, the method prevents or reduces abnormal cellular proliferation in a patient; the method comprises administering to the patient a therapeutically effective amount of a compound (or compounds) of Formula (I), or a pharmaceutically acceptable salt thereof.

[0461] In some embodiments, the method treats a disease or disorder associated with aberrant cellular proliferation in a patient, the method comprises administering to the patient a pharmaceutical composition comprising one or more of the compounds of claim 1 in combination with a pharmaceutically acceptable carrier and one or more other agents.

[0462] Moreover, the compounds and compositions, for example, as inhibitors of the cyclin-dependent kinases (CDKs), can modulate the level of cellular RNA and DNA synthesis and therefore are expected to be useful in the treatment of viral infections such as HIV, human papilloma virus, herpes virus, Epstein-Barr virus, adenovirus, Sindbis virus, pox virus and the like.

[0463] Compounds and compositions described herein can inhibit the kinase activity of, for example, CDK/cyclin complexes, such as those active in the G<sub>0</sub> or G<sub>1</sub> stage of the cell cycle, e.g., CDK2, CDK4, and/or CDK6 complexes.

#### Evaluation of Biological Activity

[0464] The biological activity of the compounds described herein can be tested using any suitable assay known to those of skill in the art, see, e.g., WO 2001/053268 and WO 2005/009997. For example, the activity of a compound may be tested using one or more of the test methods outlined below.

[0465] In one example, tumor cells may be screened for Wnt independent growth. In such a method, tumor cells of interest are contacted with a compound (i.e. inhibitor) of interest, and the proliferation of the cells, e.g. by uptake of tritiated thymidine, is monitored. In some

embodiments, tumor cells may be isolated from a candidate patient who has been screened for the presence of a cancer that is associated with a mutation in the Wnt signaling pathway. Candidate cancers include, without limitation, those listed above.

[0466] In another example, one may utilize *in vitro* assays for Wnt biological activity, e.g. stabilization of  $\beta$ -catenin and promoting growth of stem cells. Assays for biological activity of Wnt include stabilization of  $\beta$ -catenin, which can be measured, for example, by serial dilutions of a candidate inhibitor composition. An exemplary assay for Wnt biological activity contacts a candidate inhibitor with cells containing constitutively active Wnt/ $\beta$ -catenin signaling. The cells are cultured for a period of time sufficient to stabilize  $\beta$ -catenin, usually at least about 1 hour, and lysed. The cell lysate is resolved by SDS PAGE, then transferred to nitrocellulose and probed with antibodies specific for  $\beta$ -catenin.

[0467] In a further example, the activity of a candidate compound can be measured in a *Xenopus* secondary axis bioassay (Leyns, L. *et al. Cell* (1997), 88(6), 747-756).

[0468] To further illustrate this invention, the following examples are included. The examples should not, of course, be construed as specifically limiting the invention. Variations of these examples within the scope of the claims are within the purview of one skilled in the art and are considered to fall within the scope of the invention as described, and claimed herein. The reader will recognize that the skilled artisan, armed with the present disclosure, and skill in the art is able to prepare and use the invention without exhaustive examples.

## **EXAMPLES**

### **Compound preparation**

[0469] The starting materials used in preparing the compounds of the invention are known, made by known methods, or are commercially available. It will be apparent to the skilled artisan that methods for preparing precursors and functionality related to the compounds claimed herein are generally described in the literature. The skilled artisan given the literature and this disclosure is well equipped to prepare any of the compounds.

[0470] It is recognized that the skilled artisan in the art of organic chemistry can readily carry out manipulations without further direction, that is, it is well within the scope and practice of the skilled artisan to carry out these manipulations. These include reduction of carbonyl compounds to their corresponding alcohols, oxidations, acylations, aromatic substitutions, both electrophilic and nucleophilic, etherifications, esterification and saponification and the like. These manipulations are discussed in standard texts such as *March's Advanced Organic Chemistry: Reactions, Mechanisms, and Structure* 7<sup>th</sup> Ed., John Wiley & Sons (2013), Carey and Sundberg,

*Advanced Organic Chemistry* 5<sup>th</sup> Ed., Springer (2007), *Comprehensive Organic Transformations: A Guide to Functional Group Transformations*, 2<sup>nd</sup> Ed., John Wiley & Sons (1999) (incorporated herein by reference in its entirety) and the like.

[0471] The skilled artisan will readily appreciate that certain reactions are best carried out when other functionality is masked or protected in the molecule, thus avoiding any undesirable side reactions and/or increasing the yield of the reaction. Often the skilled artisan utilizes protecting groups to accomplish such increased yields or to avoid the undesired reactions. These reactions are found in the literature and are also well within the scope of the skilled artisan. Examples of many of these manipulations can be found for example in T. Greene and P. Wuts *Protective Groups in Organic Synthesis*, 4th Ed., John Wiley & Sons (2007), incorporated herein by reference in its entirety.

[0472] Trademarks used herein are examples only and reflect illustrative materials used at the time of the invention. The skilled artisan will recognize that variations in lot, manufacturing processes, and the like, are expected. Hence the examples, and the trademarks used in them are non-limiting, and they are not intended to be limiting, but are merely an illustration of how a skilled artisan may choose to perform one or more of the embodiments of the invention.

[0473] (<sup>1</sup>H) nuclear magnetic resonance spectra (NMR) were measured in the indicated solvents on a Bruker NMR spectrometer (Avance TM DRX300, 300 MHz for <sup>1</sup>H or Avance TM DRX500, 500 MHz for <sup>1</sup>H) or Varian NMR spectrometer (Mercury 400BB, 400 MHz for <sup>1</sup>H). Peak positions are expressed in parts per million (ppm) downfield from tetramethylsilane. The peak multiplicities are denoted as follows, s, singlet; d, doublet; t, triplet; q, quartet; ABq, AB quartet; quin, quintet; sex, sextet; sep, septet; non, nonet; dd, doublet of doublets; ddd, doublet of doublets of doublets; d/ABq, doublet of AB quartet; dt, doublet of triplets; td, triplet of doublets; dq, doublet of quartets; m, multiplet.

[0474] The following abbreviations have the indicated meanings:

Boc = *tert*-butoxycarbonyl

brine = saturated aqueous sodium chloride

CDCl<sub>3</sub> = deuterated chloroform

CuI = copper (I) iodide or cuprous iodide

DCE = dichloroethane

DCM = dichloromethane

DIPEA = N,N-diisopropylethylamine

DMAP = 4-dimethylaminopyridine

DMF = N,N-dimethylformamide

DMSO = dimethylsulfoxide

DMSO-*d*<sub>6</sub> = deuterated dimethylsulfoxide

ESIMS = electron spray mass spectrometry

EtOAc = ethyl acetate

HATU = 1-[Bis(dimethylamino)methylene]-1H-1,2,3-triazolo[4,5-b]pyridinium 3-oxid hexafluorophosphate

HCl = hydrochloric acid

HOAc = acetic acid

LC/MS = Liquid chromatography–mass spectrometry

MeCN = acetonitrile

MeOH = methanol

MgSO<sub>4</sub> = magnesium sulfate

NaBH(OAc)<sub>3</sub> = sodium triacetoxyborohydride

NMR = nuclear magnetic resonance

ON = overnight

Pd(dppf)Cl<sub>2</sub> = 1,1'-bis(diphenylphosphino)ferrocene-palladium(II)dichloride

Pd(PPh<sub>3</sub>)<sub>4</sub> = tetrakis(triphenylphosphine)palladium(0)

r.t. = room temperature

THF = tetrahydrofuran

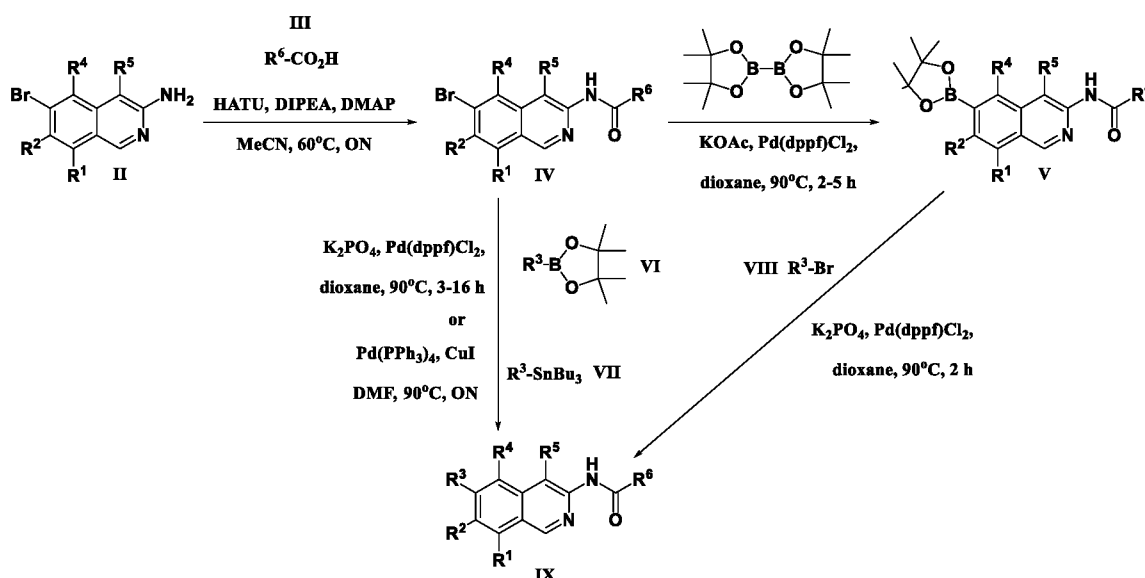
TLC = thin layer chromatography

pTsO– = p-toluenesulfonate ester

**[0475]** The following example schemes are provided for the guidance of the reader, and collectively represent an example method for making the compounds provided herein. Furthermore, other methods for preparing compounds of the invention will be readily apparent to the person of ordinary skill in the art in light of the following reaction schemes and examples. The skilled artisan is thoroughly equipped to prepare these compounds by those methods given the literature and this disclosure. The compound numberings used in the synthetic schemes depicted below are meant for those specific schemes only, and should not be construed as or confused with same numberings in other sections of the application. Unless otherwise indicated, all variables are as defined above.

## General procedure

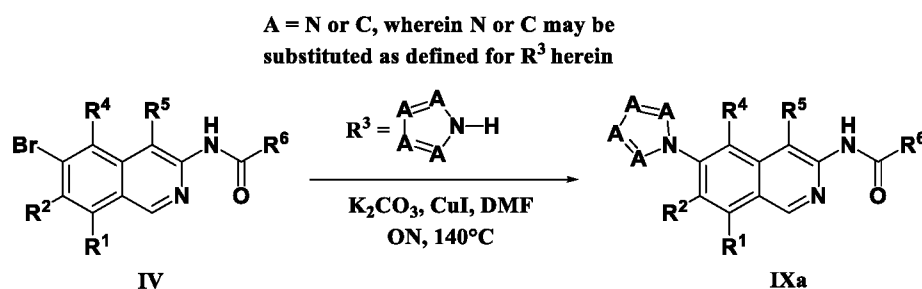
[0476] Compounds of Formula I of the present disclosure can be prepared as depicted in Scheme 1.



Scheme 1

[0477] Scheme 1 describes a method for preparation of isoquinoline-3-carboxamide derivatives (IX) by first coupling the amine with a variety of acids (III) to produce amide IV. The bromo derivative IV is then reacted with bis(pinacolato)diboron to give the pinacol ester (V). Suzuki coupling with a variety of 5-membered heteroaryl bromides (VIII) yields the desired R<sup>3</sup> substituted isoquinoline IX. Alternatively, the bromo derivative IV is Suzuki coupled with a variety of 5-membered heteroaryl pinacol esters (VI) or coupled to a variety of 5-membered heteroaryl stannanes (VII) to produce the final R<sup>3</sup> substituted isoquinoline IX.

[0478] In some embodiments, compounds of Formula I of the present disclosure can be prepared as depicted in Scheme 2.

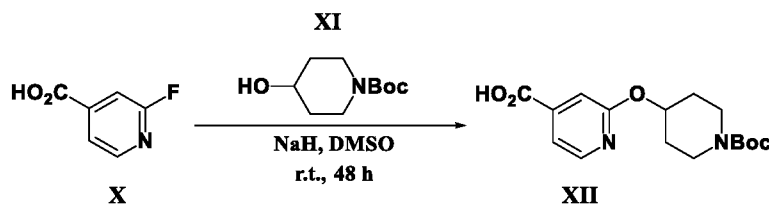


Scheme 2

[0479] Scheme 2 describes a method for preparation of isoquinoline-3-carboxamide derivatives (IXa) starting with bromo intermediate IV and couple with the nitrogen of a variety of R<sup>3</sup> NH heteroaryls to produce the final R<sup>3</sup> substituted isoquinoline IXa.

#### Illustrative Compound Examples

[0480] Preparation of intermediate 2-((1-(*tert*-butoxycarbonyl)piperidin-4-yl)oxy)isonicotinic acid (XII) is depicted below in Scheme 4.

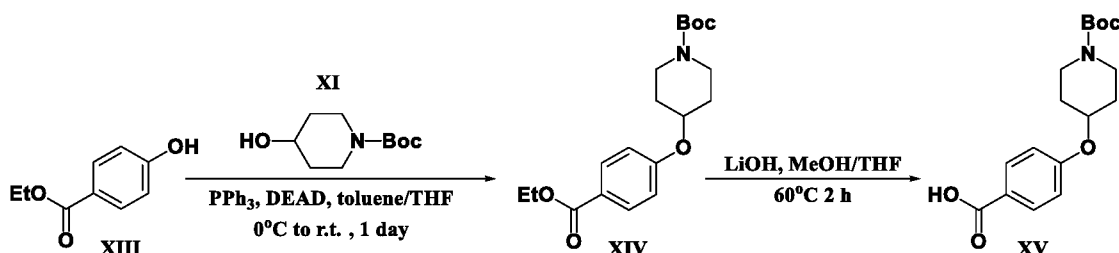


Scheme 4

#### Step 1

[0481] To a solution of 2-fluoropyridine-4-carboxylic acid (X) (6.65 g, 47.13 mmol) in DMSO (180 mL) was added *tert*-butyl 4-hydroxypiperidine-1-carboxylate (XI) (14.23 g, 70.69 mmol) and 2-fluoropyridine-4-carboxylic acid (6.65 g, 47.13 mmol). To this mixture was added NaH (8.48 g, 212.08 mmol) in 3 portions. this mixture was stirred at room temperature for 48 h. The reaction was poured into 1 N NaOH, the water layer was washed with EtOAc, the water layer was then acidified with concentrated HCl (20 mL), extracted with EtOAc and dried over Na<sub>2</sub>SO<sub>4</sub>. The solvent was removed and the residue was purified by C18 Silica Gel column chromatography (0-40% MeCN/0.1% formic acid in water) to produce 2-((1-(*tert*-butoxycarbonyl)piperidin-4-yl)oxy)isonicotinic acid (XII) (12.85 g, 39.9 mmol, 84.6% yield) as a white solid. <sup>1</sup>H NMR (499 MHz, DMSO-*d*<sub>6</sub>) δ ppm 1.41 (s, 9 H), 1.52 - 1.62 (m, 2 H), 1.90 - 1.98 (m, 2 H), 3.12 - 3.23 (m, 2 H), 3.64 - 3.72 (m, 2 H), 5.21 (tt, *J*=8.13, 3.95 Hz, 1 H), 7.15 (s, 1 H), 7.36 (dd, *J*=5.21, 1.37 Hz, 1 H), 8.31 (d, *J*=5.21 Hz, 1 H), 13.62 (br s, 1 H); ESIMS found for C<sub>16</sub>H<sub>22</sub>N<sub>2</sub>O<sub>5</sub> *m/z* 323.1 (M+H).

[0482] Preparation of intermediate 4-((1-(*tert*-butoxycarbonyl)piperidin-4-yl)oxy)benzoic acid (XV) is depicted below in Scheme 5.



Scheme 5

#### Step 1

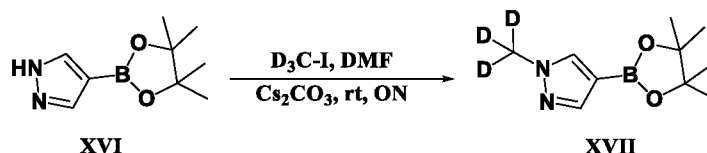
[0483] To a solution of DEAD (12.3 mL, 27.08 mmol) (40% in toluene) was added to a mixture of ethyl 4-hydroxybenzoate (XIII) (3.0 g, 18.05 mmol), *tert*-butyl 4-hydroxypiperidine-1-carboxylate (XI) (4.72 g, 23.47 mmol) and triphenylphosphane (6.16 g, 23.47 mmol) in THF (40 mL) at 0°C. The mixture was stirred from 0°C to room temperature over 1 day before concentrating in vacuo. The residue was diluted with EtOAc, washed with 1 N NaOH and brine, and then evaporated under vacuum. The crude product was purified by chromatography (0→30% EtOAc/hexanes) to give *tert*-butyl 4-(4-ethoxycarbonylphenoxy)piperidine-1-carboxylate (XIV) (5.4 g, 15.45 mmol, 85.6% yield) as a colorless oil. ESIMS found for C<sub>19</sub>H<sub>27</sub>NO<sub>5</sub> *m/z* 372.1 (M+Na).

#### Step 2

[0484] To a solution of *tert*-butyl 4-(4-ethoxycarbonylphenoxy)piperidine-1-carboxylate (XIV) (5.4 g, 15.45 mmol) in MeOH (10 mL) and THF (10 mL) was added LiOH (15.5 mL, 61.82 mmol) and the mixture stirred at 60°C for 2h. The mixture was concentrated and the residue triturated with water. The resulting solution was acidified with 2 N HCl until a solid precipitated. The solid was filtered and washed with water to afford 4-[(1-*tert*-butoxycarbonyl-4-piperidyl)oxy]benzoic acid (XV) (4.7 g, 14.63 mmol, 94.6% yield) as a white solid. <sup>1</sup>H NMR (499 MHz, DMSO-*d*<sub>6</sub>) δ ppm 1.40 (9 H, s), 1.47 - 1.57 (2 H, m), 1.89 - 1.97 (2 H, m), 3.12 - 3.23 (2 H, m), 3.63 - 3.70 (2 H, m), 4.63 - 4.71 (1 H, m), 7.04 (2 H, d, *J*=9.06 Hz), 7.87 (2 H, d, *J*=9.06 Hz); ESIMS found for C<sub>17</sub>H<sub>23</sub>NO<sub>5</sub> *m/z* 344.1 (M+Na).



[0485] Preparation of intermediate 1-(methyl-*d*<sub>3</sub>)-4-(4,4,5,5-tetramethyl-1,3,2-dioxaborolan-2-yl)-1H-pyrazole (XVII) is depicted below in Scheme 6.

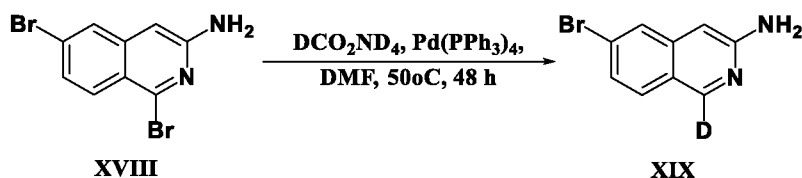


Scheme 6

#### Step 1

[0486] To a stirred suspension of 4-(4,4,5,5-tetramethyl-1,3,2-dioxaborolan-2-yl)-1H-pyrazole (XVI) (1.435 g, 7.4 mmol) and Cs<sub>2</sub>CO<sub>3</sub> (2.89 g, 8.87 mmol) in DMF (15 mL) was added trideuterio(iodo)methane (0.51 mL, 8.13 mmol) and the mixture was stirred at room temperature overnight. The reaction mixture was filtered and the filtrates were concentrated and dried under high vacuo to obtain 4-(4,4,5,5-tetramethyl-1,3,2-dioxaborolan-2-yl)-1-(trideuteriomethyl) pyrazole (XVII) (3.9 g, 18.48 mmol, 249.8% yield) as a white solid which was used for next step without purification. ESIMS found for C<sub>10</sub>H<sub>14</sub>[<sup>2</sup>H<sub>3</sub>]BN<sub>2</sub>O<sub>2</sub> *m/z* 212. (M+1).

[0487] Preparation of intermediate 6-bromoisoquinolin-1-*d*-3-amine (XIX) is depicted below in Scheme 8.

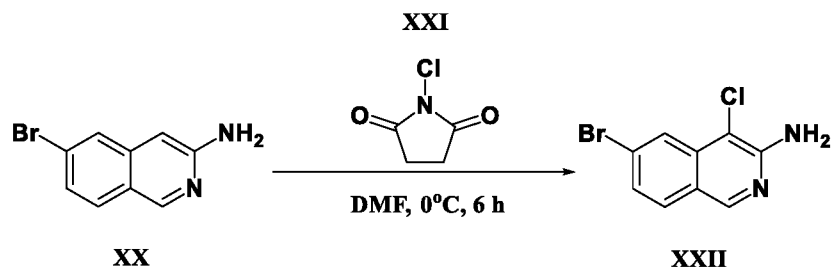


Scheme 8

#### Step 1

[0488] To a mixture of 1,6-dibromoisoquinolin-3-amine (XVIII) (0.5 g, 1.66 mmol), ammonium formate-*d*<sub>5</sub> (0.56 g, 8.28 mmol) and Pd(PPh<sub>3</sub>)<sub>4</sub> (191.3 mg, 0.170 mmol) in DMF (5 mL) was heated to 50°C for 48 h. The solvents were concentrated and the residue was suspended in chloroform. The solid was collected by filtration and washed with water and EtOAc. The solid were dried under high vacuo to obtain 6-bromo-1-deuterio-isoquinolin-3-amine (XIX) (115 mg, 0.513 mmol, 31.0% yield) as a pale yellow solid. <sup>1</sup>H NMR (500 MHz, DMSO-*d*<sub>6</sub>) δ ppm 6.11 (2 H, s), 6.55 (1 H, s), 7.22 (1 H, dd, *J*=8.78, 1.92 Hz), 7.73 (1 H, d, *J*=8.51 Hz), 7.79 (1 H, d, *J*=1.92 Hz); ESIMS found for C<sub>9</sub>H<sub>6</sub>DBrN<sub>2</sub> *m/z* 224.0 (<sup>79</sup>BrM+H).

[0489] Preparation of intermediate 6-bromo-4-chloroisoquinolin-3-amine (XXII) is depicted below in Scheme 9.

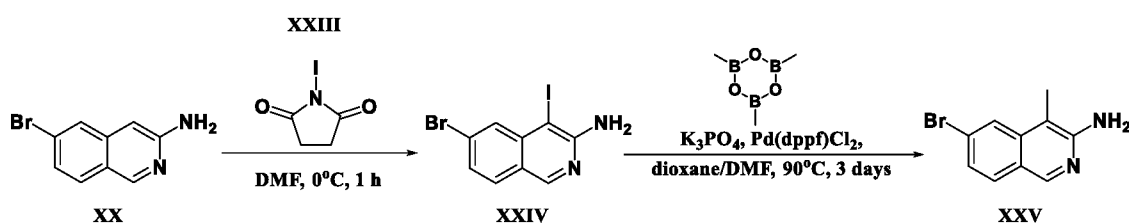


Scheme 9

### Step 1

[0490] To a stirred suspension of 6-bromoisoquinolin-3-amine (XX) (1.0 g, 4.48 mmol) in DMF (15 mL) at 0°C was added 1-chloropyrrolidine-2,5-dione (XXI) (598.6 mg, 4.48 mmol) portionwise. The mixture was stirred at 0°C for 6 h. The reaction mixture was added to water (150 mL), stirred for 1 h and the resulting solids were collected by filtration and air dried overnight to obtain 6-bromo-4-chloro-isoquinolin-3-amine (XXII) (922 mg, 3.58 mmol, 79.9% yield) as a beige solid which was used for next step without purification. <sup>1</sup>H NMR (499 MHz, DMSO-*d*<sub>6</sub>) δ ppm 6.55 (2 H, s), 7.40 (1 H, dd, *J*=8.64, 1.78 Hz), 7.88 (1 H, d, *J*=8.51 Hz), 7.90 (1 H, d, *J*=1.10 Hz), 8.86 (1 H, s); ESIMS found for C<sub>9</sub>H<sub>6</sub>BrClN<sub>2</sub> *m/z* 256.9 (<sup>79</sup>BrM+H).

[0491] Preparation of intermediate 6-bromo-4-methylisoquinolin-3-amine (XXV) is depicted below in Scheme 10.



Scheme 10

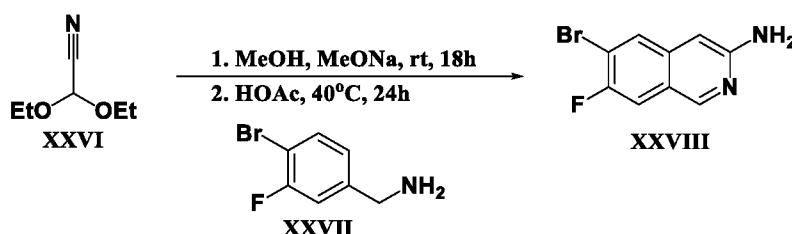
Step 1

[0492] To a stirred suspension of 6-bromoisoquinolin-3-amine (**XX**) (2.g, 8.97mmol) in DMF (25.1 mL) at 0°C was added 1-iodopyrrolidine-2,5-dione (**XXIII**) (2.02 g, 8.97 mmol) portionwise, The mixture was stirred at 0°C for 1 hr. LC-MS of the mixture showed completion of the reaction and the desired product. The solvent was removed under vacuum, the residue was purified by C18 Silica gel (240g) [0→100% H<sub>2</sub>O/MeCN (0.1%Formic acid)] to produce 6-bromo-4-iodo-isoquinolin-3-amine (**XXIV**) (1.95 g, 5.58 mmol, 62.2% yield) as a brown solid. <sup>1</sup>H NMR (499 MHz, DMSO-*d*<sub>6</sub>) δ ppm 6.41 (2 H, br s), 7.40 (1 H, dd, *J*=8.64, 1.78 Hz), 7.76 - 7.81 (1 H, m), 7.82 (1 H, d, *J*=8.51 Hz), 8.81 (1 H, s); ESIMS found for C<sub>9</sub>H<sub>6</sub>BrIN<sub>2</sub> *m/z* 348.9 (<sup>79</sup>BrM+H).

Step 2

[0493] A stirred solution of 6-bromo-4-iodo-isoquinolin-3-amine (**XXIV**) (1.0 g, 2.87 mmol), 2,4,6-trimethyl-1,3,5,2,4,6-trioxatriborinane (0.72 g, 2.87 mmol), Pd(dppf)Cl<sub>2</sub> (0.23 g, 0.29 mmol), and K<sub>3</sub>PO<sub>4</sub> (5.73 mL, 5.73 mmol) in 1,4-dioxane (10 mL) was heated to 90°C for 3 days. The solvent was removed under high vacuum and the residue was purified by C18 silica gel (240g) [0→20% H<sub>2</sub>O/MeCN (0.1%Formic acid)] to produce 6-bromo-4-methyl-isoquinolin-3-amine (**XXV**) (74 mg, 0.312 mmol, 10.9% yield) as an off-white solid. <sup>1</sup>H NMR (499 MHz, DMSO-*d*<sub>6</sub>) δ ppm 2.23 (3 H, br s), 5.91 (2 H, br s), 7.27 (1 H, br d, *J*=2.20 Hz), 7.71 - 7.82 (1 H, m), 7.92 (1 H, br s), 8.72 (1 H, br s); ESIMS found for C<sub>10</sub>H<sub>9</sub>BrN<sub>2</sub> *m/z* 239.0 (<sup>81</sup>BrM+H).

[0494] Preparation of intermediate 6-bromo-7-fluoroisoquinolin-3-amine (**XXVIII**) is depicted below in Scheme 11.

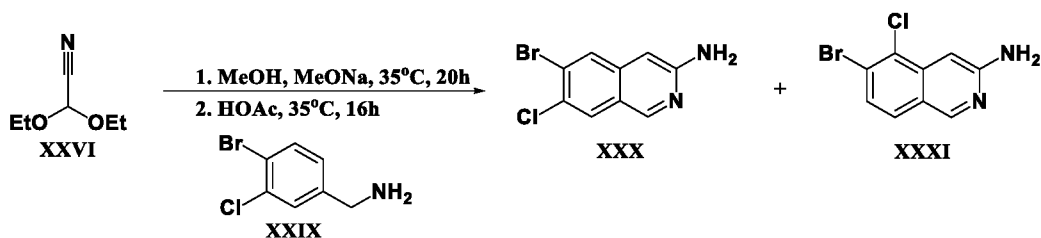


Scheme 11

Step 1

[0495] To a vial was added 2,2-diethoxyacetonitrile (**XXVI**) (1.0 g, 7.74 mmol) dissolved MeOH (7.74 mL) followed by addition of MeONa/MeOH (0.18 mL, 0.77 mmol) dropwise. The reaction was stirred at room temperature for 20 h. HOAc (44.3  $\mu$ L, 0.77 mmol) was added until pH=7-8 (using pH strips). (4-Bromo-3-fluoro-phenyl)methanamine hydrochloride (**XXVII**) (1.86 g, 7.74 mmol) was added and stirred at 40°C for 4 h. The solvent was removed under vacuum. Sulfuric acid (12.6 mL, 232.3 mmol) was added and stirred at 40°C for 16 h.  $\text{NH}_4\text{OH}$  (30.8 mL, 240.0 mmol) was added dropwise at 0°C. The solvent was removed under vacuum and the residue was purified by C18 silica gel (240g) [0 $\rightarrow$ 50%  $\text{H}_2\text{O}/\text{MeCN}$  (0.1%Formic acid)] to produce 6-bromo-7-fluoro-isoquinolin-3-amine (**XXVIII**) (1.33 g, 5.50 mmol, 71.1% yield) as an off-white solid.  $^1\text{H}$  NMR (499 MHz,  $\text{DMSO}-d_6$ )  $\delta$  ppm 6.07 (2 H, s), 6.61 (1 H, s), 7.76 (1 H, d,  $J=9.33$  Hz), 8.01 (1 H, d,  $J=6.86$  Hz), 8.80 (1 H, s); ESIMS found for  $\text{C}_9\text{H}_6\text{BrFN}_2$   $m/z$  242.9 ( $^{81}\text{BrM}+\text{H}$ ).

[0496] Preparation of intermediates 6-bromo-7-chloroisoquinolin-3-amine (**XXX**) and 6-bromo-5-chloroisoquinolin-3-amine (**XXXI**) is depicted below in Scheme 12.

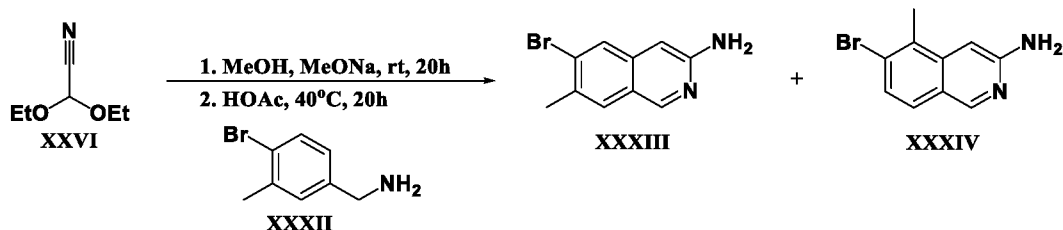


Scheme 12

Step 1

[0497] To a stirred solution of 2,2-diethoxyacetonitrile (XXVI) (0.59 g, 4.57 mmol) in a vial containing MeOH (4.57 mL) was added MeONa (0.1 mL, 0.46 mmol) dropwise. The reaction was stirred at 35°C for 20 h. HOAc was added (26.1  $\mu$ L, 0.46 mmol) (checked that the pH is 7-8 using pH strips) followed by (4-bromo-3-chloro-phenyl)methanamine (XXIX) (1.01 g, 4.57 mmol). The mixture was stirred at 35°C for 40 h. The solvent was removed under vacuum. Sulfuric Acid (7.43 mL, 137.0 mmol) was then added and stirred at 35°C for 16 h. NH<sub>4</sub>OH (60.6 mL, 141.6 mmol) was added at 0°C. The reaction was filtered through Celite and purified by C18 silica gel (240g) [0 $\rightarrow$ 30% H<sub>2</sub>O/MeCN (0.1%Formic acid)] to produce a 1:1 mixture (by nmr) of 6-bromo-7-chloro-isoquinolin-3-amine (XXX) and 6-bromo-5-chloroisoquinolin-3-amine (XXXI) (633.7 mg, 2.46 mmol, 53.9% yield). <sup>1</sup>H NMR (499 MHz, DMSO-*d*<sub>6</sub>)  $\delta$  ppm 6.23 (2 H, s), 6.46 (2 H, s), 6.57 (1 H, s), 6.83 (1 H, s), 7.40 (1 H, d, *J*=8.51 Hz), 7.74 (1 H, d, *J*=8.51 Hz), 8.05 (1 H, s), 8.09 (1 H, s), 8.81 (1 H, s), 8.88 (1 H, s); ESIMS found for C<sub>9</sub>H<sub>6</sub>BrClN<sub>2</sub> *m/z* 256.9 (<sup>79</sup>BrM+H).

[0498] Preparation of intermediates 6-bromo-7-methylisoquinolin-3-amine (XXXIII) and 6-bromo-5-methylisoquinolin-3-amine (XXXIV) is depicted below in Scheme 13.



Scheme 13

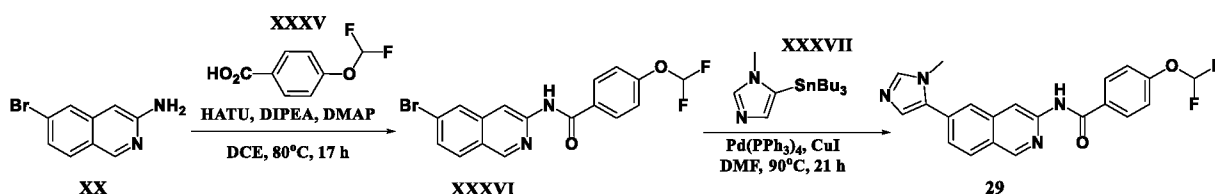
Step 1

[0499] To a stirred solution of 2,2-diethoxyacetonitrile (XXVI) (0.33 g, 2.52 mmol) in a vial containing MeOH (2.52 mL) was added MeONa (0.23 mL, 0.25 mmol) dropwise. The reaction was stirred at 22°C for 20 h. HOAc was added (14.4  $\mu$ L, 0.25 mmol) (checked that the pH is 7-8 using pH strips) followed by (4-bromo-3-methyl-phenyl)methanamine (XXXII) (0.5 g, 2.52 mmol). The mixture was stirred at 40°C for 40 h. The solvent was removed under vacuum. Sulfuric Acid (4.09 mL, 75.49 mmol) was then added and stirred at 40°C for 16 h. NH<sub>4</sub>OH (33.4 mL, 78 mmol) was added at 0°C. The reaction was filtered through Celite and purified by C18 silica gel (240g) [0 $\rightarrow$ 30% H<sub>2</sub>O/MeCN (0.1%Formic acid)] to produce a 1:1 mixture (by nmr) of 6-bromo-

7-methylisoquinolin-3-amine (XXXIII) and 6-bromo-5-methylisoquinolin-3-amine (XXXIV) (378 mg, 1.59 mmol, 63.4% yield).  $^1\text{H}$  NMR (499 MHz,  $\text{DMSO}-d_6$ )  $\delta$  ppm 2.40 (3 H, s), 2.52 (3 H, s), 5.96 (2 H, s), 6.12 (1 H, s), 6.54 (1 H, s), 6.71 (1 H, s), 7.27 (1 H, d,  $J=8.78$  Hz), 7.58 (1 H, d,  $J=8.78$  Hz), 7.73 (1 H, s), 7.86 (1 H, s), 8.74 (1 H, s), 8.79 (1 H, s); ESIMS found for  $\text{C}_{10}\text{H}_9\text{BrN}_2$   $m/z$  237.0 ( $^{79}\text{BrM}+\text{H}$ ).

### Example 1.

[0500] Preparation of 4-(difluoromethoxy)-N-(6-(1-methyl-1H-imidazol-5-yl)isoquinolin-3-yl)benzamide (29) is depicted below in Scheme 14.



Scheme 14

### Step 1

[0501] A mixture of 4-(difluoromethoxy)benzoic acid (XXXV) (337 mg, 1.79 mmol), HATU (682 mg, 1.79 mmol) and DIPEA (0.47 mL, 2.69 mmol) in DCE (8 mL) was stirred at room temperature for 10 min. To the above mixture was added 6-bromoisoquinolin-3-amine (XX) (200 mg, 0.900 mmol) and DMAP (110 mg, 0.900 mmol) and the resulting mixture was stirred at 80°C for 17 h. The reaction was poured into 1 N HCl and extracted with DCM (2 X). The combined organic layers were dried, filtered and concentrated. The crude product was purified by silica gel chromatography with EtOAc/Hexanes (0-25%) as the eluent to afford N-(6-bromoisoquinolin-3-yl)-4-(difluoromethoxy)benzamide (XXXVI) as a white solid (300 mg, 0.763 mmol, 85.1% yield). ESIMS found for  $\text{C}_{17}\text{H}_{11}\text{BrF}_2\text{N}_2\text{O}_2$   $m/z$  395.0 ( $\text{M}^{\text{Br}81}+\text{H}$ ).

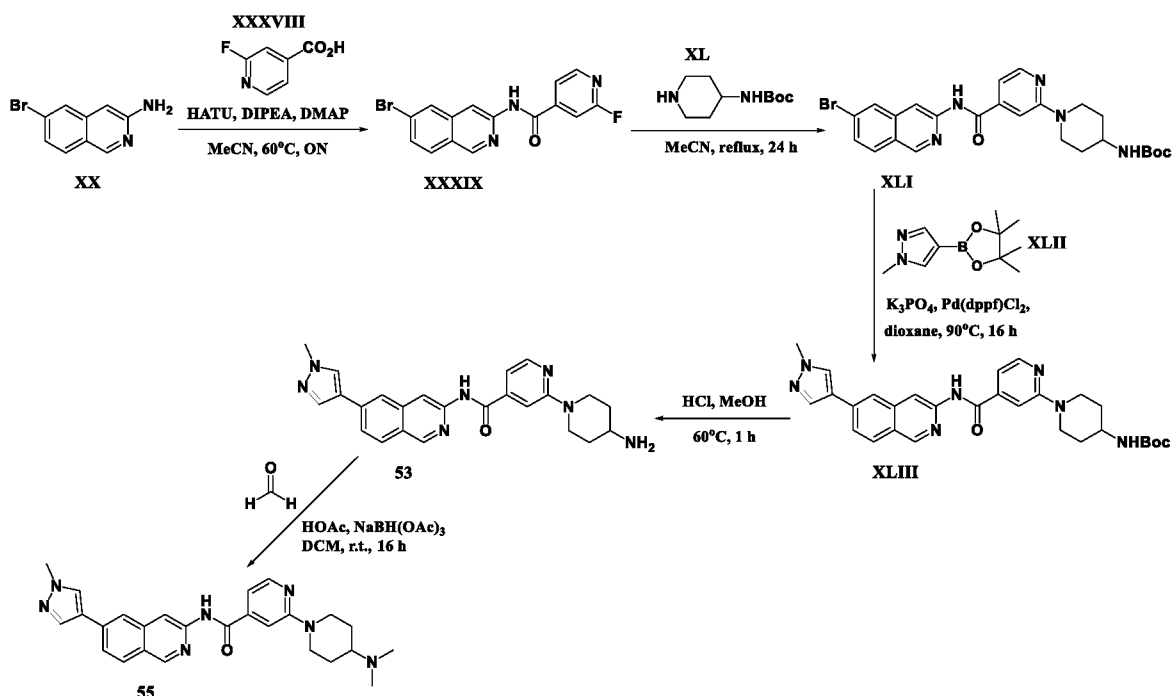
### Step 2

[0502] A mixture of N-(6-bromoisoquinolin-3-yl)-4-(difluoromethoxy)benzamide (XXXVI) (100 mg, 0.250 mmol) tributyl(3-methylimidazol-4-yl)stannane (XXXVII) (104 mg, 0.280 mmol)  $\text{Pd}(\text{PPh}_3)_4$  (23 mg, 0.030 mmol) and CuI (5 mg, 0.030 mmol) was taken in DMF (2 mL).  $\text{N}_2$  gas was bubbled into the mixture for 10 min and then heated at 90°C for 21 h. The reaction mixture was cooled to room temperature, concentrated, absorbed on silica gel and purified by flash column chromatography using 7 N  $\text{NH}_3$ -MeOH/ $\text{CHCl}_3$  (0 to 10%) as eluents. The pure fractions

were concentrated, the residue suspended in diethyl ether, sonicated and the resulting solids were collected by filtration, and dried to obtain 4-(difluoromethoxy)-N-(6-(1-methyl-1H-imidazol-5-yl)isoquinolin-3-yl)benzamide (**29**) as a white solid (16 mg, 0.040 mmol, 15.6% yield). <sup>1</sup>H NMR (499 MHz, DMSO-*d*<sub>6</sub>) δ ppm 3.85 (s, 3 H), 7.40 (t, *J*=73.65 Hz, 1 H), 7.32 (d, *J*=8.78 Hz, 2 H), 7.33 (br s, 1 H), 7.73 (dd, *J*=8.37, 1.51 Hz, 1 H), 7.81 (s, 1 H), 8.09 (s, 1 H), 8.15 (d, *J*=8.51 Hz, 1 H), 8.17 (d, *J*=8.78 Hz, 2 H), 8.69 (s, 1 H), 9.22 (s, 1 H), 10.96 (s, 1 H); ESIMS found for C<sub>21</sub>H<sub>16</sub>F<sub>2</sub>N<sub>4</sub>O<sub>2</sub> *m/z* 395.1 (M+1).

### Example 2.

[0503] Preparation of 2-(4-aminopiperidin-1-yl)-N-(6-(1-methyl-1H-pyrazol-4-yl)isoquinolin-3-yl)isonicotinamide (**53**) and 2-(4-(dimethylamino)piperidin-1-yl)-N-(6-(1-methyl-1H-pyrazol-4-yl)isoquinolin-3-yl)isonicotinamide (**55**) are depicted below in Scheme 15.



Scheme 15

### Step 1

[0504] To a solution Added 2-fluoropyridine-4-carboxylic acid (**XXXVIII**) (1.27 g, 8.97 mmol), HATU (1.7 g, 4.48 mmol), DMAP (0.55 g, 4.48 mmol) and 6-bromoisoquinolin-3-amine (**XX**) (1.0 g, 4.48 mmol) to MeCN (22.4 mL) followed by DIPEA (3.12 mL, 17.93 mmol) at room temperature then stirred at stirred at 60°C for 90 min. One additional eq of HATU (1.7 g, 4.48 mmol) was added and the reaction was stirred overnight. Another 0.05 eq HATU was added

and stirred for another 1 h. The reaction was poured into 300 mL of water, the solid was filtered and washed with MeOH, to produce N-(6-bromoisoquinolin-3-yl)-2-fluoroisonicotinamide (**XXXIX**) as an off-white solid (1.38 g, 3.99 mmol, 89.0% yield). ESIMS found for  $C_{15}H_9BrFN_3O$   $m/z$  346.2 (M+H).

### Step 2

[0505] To a suspension of N-(6-bromoisoquinolin-3-yl)-2-fluoroisonicotinamide (**XXXIX**) (300 mg, 0.870 mmol) in MeCN (4.3 mL) was added *tert*-butyl N-(4-piperidyl)carbamate (**XL**) (868 mg, 4.33 mmol). The mixture was heated at reflux for 1 day and then cooled to room temperature. The reaction was concentrated in vacuo and purified by silica gel (24 g) 0 to 100% EtOAc/hexanes to produce *tert*-butyl (1-(4-((6-bromoisoquinolin-3-yl)carbamoyl)pyridin-2-yl)piperidin-4-yl) carbamate (**XLI**) as an off-white solid (0.319 g, 0.606 mmol, 69.9% yield).  $^1H$  NMR (499 MHz, DMSO- $d_6$ )  $\delta$  ppm 1.31 - 1.45 (m, 2 H), 1.39 (s, 9 H), 1.80 (br d,  $J=10.43$  Hz, 2 H), 2.97 (br t,  $J=11.53$  Hz, 2 H), 3.49 - 3.60 (m, 1 H), 4.35 (br d,  $J=13.17$  Hz, 2 H), 6.85 (br d,  $J=7.41$  Hz, 1 H), 7.10 (dd,  $J=5.08$ , 1.23 Hz, 1 H), 7.46 (s, 1 H), 7.70 (dd,  $J=8.78$ , 1.92 Hz, 1 H), 8.07 (d,  $J=8.78$  Hz, 1 H), 8.24 (d,  $J=4.94$  Hz, 1 H), 8.29 (d,  $J=1.37$  Hz, 1 H), 8.61 (s, 1 H), 9.25 (s, 1 H), 11.16 (s, 1 H); ESIMS found for  $C_{25}H_{28}BrN_5O_3$   $m/z$  528.1 ( $M^{Br81}+H$ ).

### Step 3

[0506] To a solution of *tert*-butyl (1-(4-((6-bromoisoquinolin-3-yl)carbamoyl)pyridin-2-yl)piperidin-4-yl)carbamate (**XLI**) (95.0 mg, 0.220 mmol) in 1,4-dioxane (6.0 mL) was added 1-methyl-4-(4,4,5,5-tetramethyl-1,3,2-dioxaborolan-2-yl)-1H-pyrazole (**XLII**) (55.6 mg, 0.270 mmol),  $K_3PO_4$  (210 mg, 0.990 mmol), and  $Pd(dppf)Cl_2$  (0.05 g, 0.060 mmol). The mixture was degassed with Argon and heated to 90°C for 16 h. The solvent was removed under vacuum and the residue was purified by silica gel (220 g) using 0 to 10 % 1.7 N  $NH_3$  in  $CHCl_3$ . The solid was triturated with diethyl ether and placed under vacuum overnight, then triturated with hot ethanol and dried in a vacuum oven at 50°C to produce *tert*-butyl (1-(4-((6-(1-methyl-1H-pyrazol-4-yl)isoquinolin-3-yl)carbamoyl)pyridin-2-yl)piperidin-4-yl)carbamate (**XLIII**) as an off-white solid (294.4 mg, 0.558 mmol, 93.0% yield). ESIMS found for  $C_{29}H_{33}N_7O_3$   $m/z$  528.3 (M+H).

### Step 4

[0507] To a solution of *tert*-butyl (1-(4-((6-(1-methyl-1H-pyrazol-4-yl)isoquinolin-3-yl)carbamoyl)pyridin-2-yl)piperidin-4-yl)carbamate (**XLIII**) (294.0 mg, 0.560 mmol) in MeOH (5.6 mL) was added HCl (1.39 mL, 5.57 mmol). The reaction was stirred at 60°C for 1 h. The



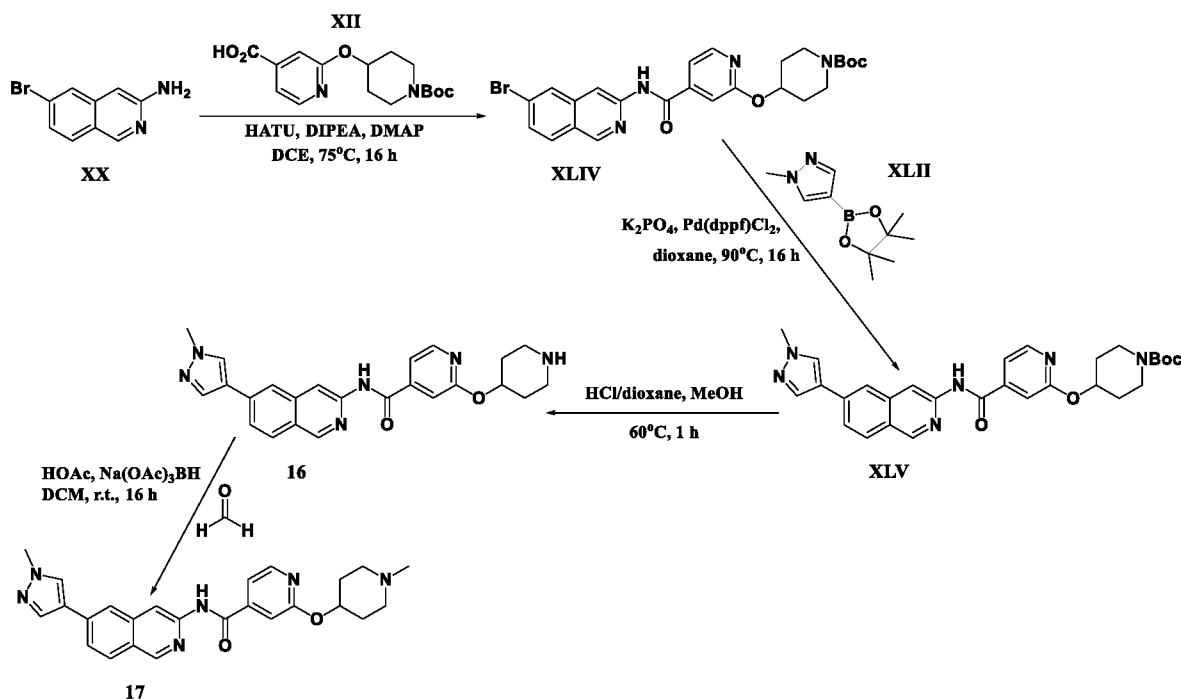
solvent was removed under vacuum and the residue was purified by silica gel (24 g) using 0 to 10% 1.7 N NH<sub>3</sub> in MeOH to produce 2-(4-aminopiperidin-1-yl)-N-(6-(1-methyl-1H-pyrazol-4-yl)isoquinolin-3-yl)isonicotinamide (**53**) as an off-white solid (195 mg, 0.456 mmol, 81.9% yield). <sup>1</sup>H NMR (499 MHz, DMSO-*d*<sub>6</sub>) δ ppm 1.20 - 1.29 (m, 2 H), 1.76 - 1.83 (m, 2 H), 2.82 - 2.90 (m, 1 H), 2.93 - 3.02 (m, 2 H), 3.91 (s, 3 H), 4.32 (br d, *J*=13.17 Hz, 2 H), 7.10 (dd, *J*=5.21, 1.10 Hz, 1 H), 7.45 (s, 1 H), 7.81 (dd, *J*=8.51, 1.65 Hz, 1 H), 8.07 (d, *J*=8.78 Hz, 1 H), 8.11 (s, 1 H), 8.13 (s, 1 H), 8.23 (d, *J*=4.94 Hz, 1 H), 8.38 (s, 1 H), 8.59 (s, 1 H), 9.12 (s, 1 H), 11.03 (br s, 1 H); ESIMS found for C<sub>24</sub>H<sub>25</sub>N<sub>7</sub>O *m/z* 428.2 (M+1).

### Step 5

[0508] To a solution of 2-(4-aminopiperidin-1-yl)-N-(6-(1-methyl-1H-pyrazol-4-yl)isoquinolin-3-yl)isonicotinamide (**53**) (90.0 mg, 0.210 mmol) in DCM (2.1 mL) was added formaldehyde (170.9 mg, 2.11 mmol), HOAc (2.5 mg, 0.042 mmol) and NaBH(OAc)<sub>3</sub> (178.5 mg, 0.840 mmol). The reaction was stirred at room temperature for 16 h. The solvent was removed under vacuum and the residue was purified by silica gel (12 g) using 0 to 30% 1.7N NH<sub>3</sub> in MeOH/CHCl<sub>3</sub> to produce 2-[4-(dimethylamino)-1-piperidyl]-N-[6-(1-methylpyrazol-4-yl)-3-isoquinolyl]pyridine-4-carboxamide (**55**) as an off-white solid (30.0 mg, 0.066 mmol, 31.3% yield). <sup>1</sup>H NMR (499 MHz, DMSO-*d*<sub>6</sub>) δ ppm 1.37 (qd, *J*=11.94, 3.70 Hz, 2 H), 1.83 (br d, *J*=11.25 Hz, 2 H), 2.19 (s, 6 H), 2.30 - 2.40 (m, 1 H), 2.84 - 2.93 (m, 2 H), 3.91 (s, 3 H), 4.44 (br d, *J*=13.17 Hz, 2 H), 7.11 (dd, *J*=5.21, 1.10 Hz, 1 H), 7.45 (s, 1 H), 7.81 (dd, *J*=8.51, 1.65 Hz, 1 H), 8.07 (d, *J*=8.51 Hz, 1 H), 8.11 (s, 1 H), 8.13 (s, 1 H), 8.24 (d, *J*=5.21 Hz, 1 H), 8.38 (s, 1 H), 8.59 (s, 1 H), 9.12 (s, 1 H), 11.03 (s, 1 H); ESIMS found for C<sub>26</sub>H<sub>29</sub>N<sub>7</sub>O *m/z* 456.2 (M+1).

### Example 3.

[0509] Preparation of N-(6-(1-methyl-1H-pyrazol-4-yl)isoquinolin-3-yl)-2-(piperidin-4-yloxy)isonicotinamide (**16**) and N-(6-(1-methyl-1H-pyrazol-4-yl)isoquinolin-3-yl)-2-((1-methylpiperidin-4-yl)oxy)isonicotinamide (**17**) are depicted below in Scheme 16.



Scheme 16

Step 1

[0510] To a solution of 6-bromoisoquinolin-3-amine (XX) (3.0 g, 13.45 mmol) and 2-((1-(*tert*-butoxycarbonyl)piperidin-4-yl)oxy)isonicotinic acid (XII) (10.62 g, 32.94 mmol) in DCE was added DMAP (1.64 g, 13.45 mmol), DIPEA (7.03 mL, 40.35 mmol), HATU (12.32 g, 32.4 mmol) to DCE (67.2 mL) stirred at 75°C for 16 hours. The solvent was removed under vacuum and purified by silica gel (40g) using 0 to 50% EtOAc/hexanes to produce *tert*-butyl 4-((4-((6-bromoisoquinolin-3-yl)carbamoyl)pyridin-2-yl)oxy)piperidine-1-carboxylate (XLIV) as an off-white solid (4.37 g, 8.29 mmol, 61.6% yield). ESIMS found for C<sub>25</sub>H<sub>27</sub>BrN<sub>4</sub>O<sub>4</sub> *m/z* 426.1 (M-Boc).

Step 2

[0511] To a solution of 1-methyl-4-((4,4,5,5-tetramethyl-1,3,2-dioxaborolan-2-yl)-1H-pyrazol-1-yl)pyrazole (XLII) (2.59 g, 12.43 mmol) in 1,4-dioxane (82.8 mL) was added *tert*-butyl 4-((4-((6-bromoisoquinolin-3-yl)carbamoyl)pyridin-2-yl)oxy)piperidine-1-carboxylate (XLIV) (4.37 g, 8.29 mmol), K<sub>3</sub>PO<sub>4</sub> (4.4 g, 20.7 mmol) and Pd(dppf)Cl<sub>2</sub> (338.3 mg, 0.410 mmol). The mixture was degassed with Ar and heated to 90°C for 16 h. The solvent was removed under vacuum and the residue was purified by silica gel (120 g) using 0 to 100 % EtOAc/hexanes to produce *tert*-butyl 4-((4-((6-(1-methyl-1H-pyrazol-4-yl)isoquinolin-3-yl)carbamoyl)pyridin-2-yl)oxy)piperidine-1-

carboxylate (**XLV**) as a white solid (3.56 g, 6.73 mmol, 81.3% yield). ESIMS found for  $C_{29}H_{32}N_6O_4$   $m/z$  529.3 (M+H).

### Step 3

**[0512]** To a solution of *tert*-butyl 4-((4-((6-(1-methyl-1H-pyrazol-4-yl)isoquinolin-3-yl)carbamoyl)pyridin-2-yl)oxy)piperidine-1-carboxylate (**XLV**) (5.56 g, 6.73 mmol) in MeOH (67.4 mL) was added HCl in dioxane (16.8 mL, 67.35 mmol). The reaction was stirred at 60°C for 4 h. The solvent was neutralized by 7 N  $NH_3$  in MeOH and then removed under vacuum and the residue was purified by silica gel (120 g) using 0 to 10% 1.0 N  $NH_3$  in MeOH/ $CHCl_3$  to produce N-(6-(1-methyl-1H-pyrazol-4-yl)isoquinolin-3-yl)-2-(piperidin-4-yloxy)isonicotinamide (**16**) as a white solid (2.51 g, 5.56 mmol, 82.6% yield).  $^1H$  NMR (499 MHz,  $DMSO-d_6$ )  $\delta$  ppm 1.48 - 1.58 (m, 2 H), 1.92 - 2.00 (m, 2 H), 2.56 - 2.65 (m, 2 H), 2.98 (dt,  $J=12.49$ , 3.91 Hz, 2 H), 3.91 (s, 3 H), 5.06 - 5.15 (m, 1 H), 7.34 (s, 1 H), 7.50 (dd,  $J=5.21$ , 1.37 Hz, 1 H), 7.82 (dd,  $J=8.51$ , 1.37 Hz, 1 H), 8.06 (d,  $J=8.51$  Hz, 1 H), 8.11 (s, 1 H), 8.15 (s, 1 H), 8.31 (d,  $J=5.21$  Hz, 1 H), 8.38 (s, 1 H), 8.58 (s, 1 H), 9.12 (s, 1 H), 11.06 (br s, 1 H); ESIMS found for  $C_{24}H_{24}N_6O_2$   $m/z$  429.2 (M+1).

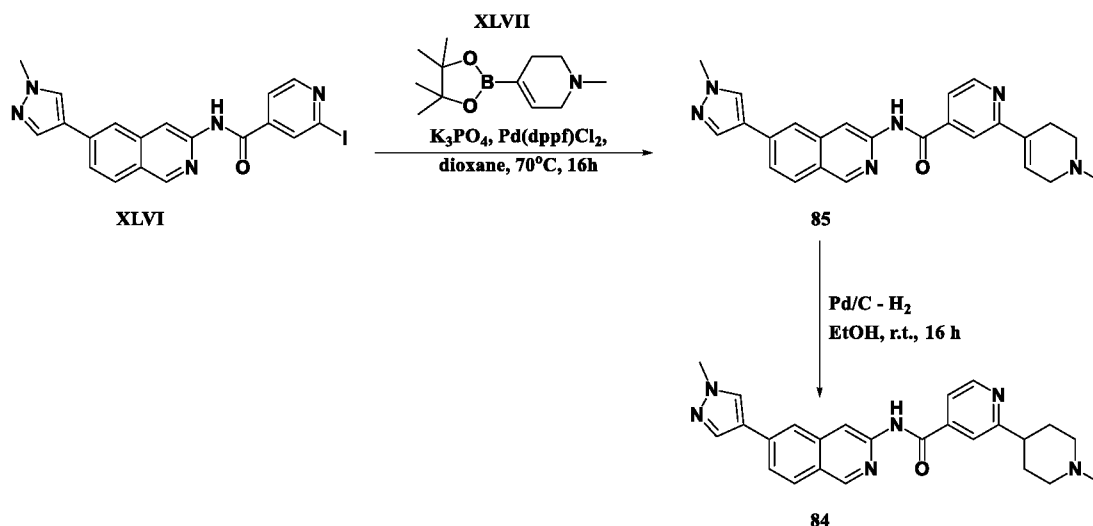
### Step 4

**[0513]** To a solution of N-(6-(1-methyl-1H-pyrazol-4-yl)isoquinolin-3-yl)-2-(piperidin-4-yloxy)isonicotinamide (**16**) (1.1 g, 2.57 mmol) in MeOH (25.7 mL) was added formaldehyde (275.2 mg, 3.35 mmol), HOAc (464 mg, 7.72 mmol) and  $NaBH(OAc)_3$  (818 mg, 3.86 mmol). The reaction was stirred at room temperature for 16 h. The solvent was removed under vacuum and the residue was purified by silica gel (40 g) using 0 to 30% 1.0 N  $NH_3$  in MeOH/ $CHCl_3$  to produce N-(6-(1-methyl-1H-pyrazol-4-yl)isoquinolin-3-yl)-2-((1-methylpiperidin-4-yl)oxy)isonicotinamide (**17**) as an off-white solid (1.02 g, 2.20 mmol, 85.4% yield).  $^1H$  NMR (499 MHz,  $DMSO-d_6$ )  $\delta$  ppm 1.66 - 1.76 (m, 2 H), 1.99 (br dd,  $J=9.47$ , 3.70 Hz, 2 H), 2.17 (br s, 2 H), 2.19 (s, 3 H), 2.61 - 2.70 (m, 2 H), 3.91 (s, 3 H), 5.01 - 5.09 (m, 1 H), 7.35 (s, 1 H), 7.51 (dd,  $J=5.21$ , 1.37 Hz, 1 H), 7.82 (dd,  $J=8.64$ , 1.51 Hz, 1 H), 8.06 (d,  $J=8.78$  Hz, 1 H), 8.11 (s, 1 H), 8.15 (s, 1 H), 8.31 (d,  $J=5.21$  Hz, 1 H), 8.38 (s, 1 H), 8.57 (s, 1 H), 9.12 (s, 1 H), 11.06 (s, 1 H); ESIMS found for  $C_{25}H_{26}N_6O_2$   $m/z$  443.2 (M+1).

### Example 4.

**[0514]** Preparation of N-(6-(1-methyl-1H-pyrazol-4-yl)isoquinolin-3-yl)-2-(1-methylpiperidin-4-yl)isonicotinamide (**84**) and 1'-methyl-N-(6-(1-methyl-1H-pyrazol-4-yl)

isoquinolin-3-yl)-1',2',3',6'-tetrahydro-[2,4'-bipyridine]-4-carboxamide (**85**) are depicted below in Scheme 17.



Scheme 17

### Step 1

[0515] In a sealed tube containing 1-methyl-4-(4,4,5,5-tetramethyl-1,3,2-dioxaborolan-2-yl)-3,6-dihydro-2H-pyridine (**XLVII**) (0.29 g, 1.32 mmol), K<sub>3</sub>PO<sub>4</sub> (2.2 mL, 2.2 mmol) Pd(dppf)Cl<sub>2</sub>-CH<sub>2</sub>Cl<sub>2</sub> adduct (180 mg, 0.220 mmol) in 1,4-Dioxane (8 mL) was added 2-iodo-N-[6-(1-methylpyrazol-4-yl)-3-isoquinolyl]pyridine-4-carboxamide (**XLVI**) (0.4 g, 0.880 mmol). This mixture was degassed with Ar sealed and heated to 70°C for 16 h. The solvent was removed and the residue was purified by silica gel, (0→10% 1.5 N NH<sub>3</sub> in MeOH/CHCl<sub>3</sub>) to produce 2-(1-methyl-3,6-dihydro-2H-pyridin-4-yl)-N-[6-(1-methylpyrazol-4-yl)-3-isoquinolyl]pyridine-4-carboxamide (**85**) (247 mg, 0.582 mmol, 66.2% yield) as an off-white solid. ESIMS found for C<sub>25</sub>H<sub>27</sub>BrN<sub>4</sub>O<sub>4</sub> *m/z* 426.1 (M+H). <sup>1</sup>H NMR (499 MHz, DMSO-*d*<sub>6</sub>) δ ppm 2.31 (3 H, s), 2.57 - 2.63 (2 H, m), 2.63 - 2.70 (2 H, m), 3.11 (2 H, br d, *J*=3.02 Hz), 3.91 (3 H, s), 6.89 (1 H, t, *J*=3.43 Hz), 7.78 (1 H, dd, *J*=4.94, 1.37 Hz), 7.82 (1 H, dd, *J*=8.51, 1.65 Hz), 8.08 (1 H, d, *J*=8.51 Hz), 8.11 (1 H, s), 8.16 (2 H, d, *J*=6.04 Hz), 8.38 (1 H, s), 8.61 (1 H, s), 8.71 (1 H, d, *J*=4.94 Hz), 9.14 (1 H, s), 11.23 (1 H, s); ESIMS found for C<sub>25</sub>H<sub>24</sub>N<sub>6</sub>O *m/z* 425.0 (M+1).

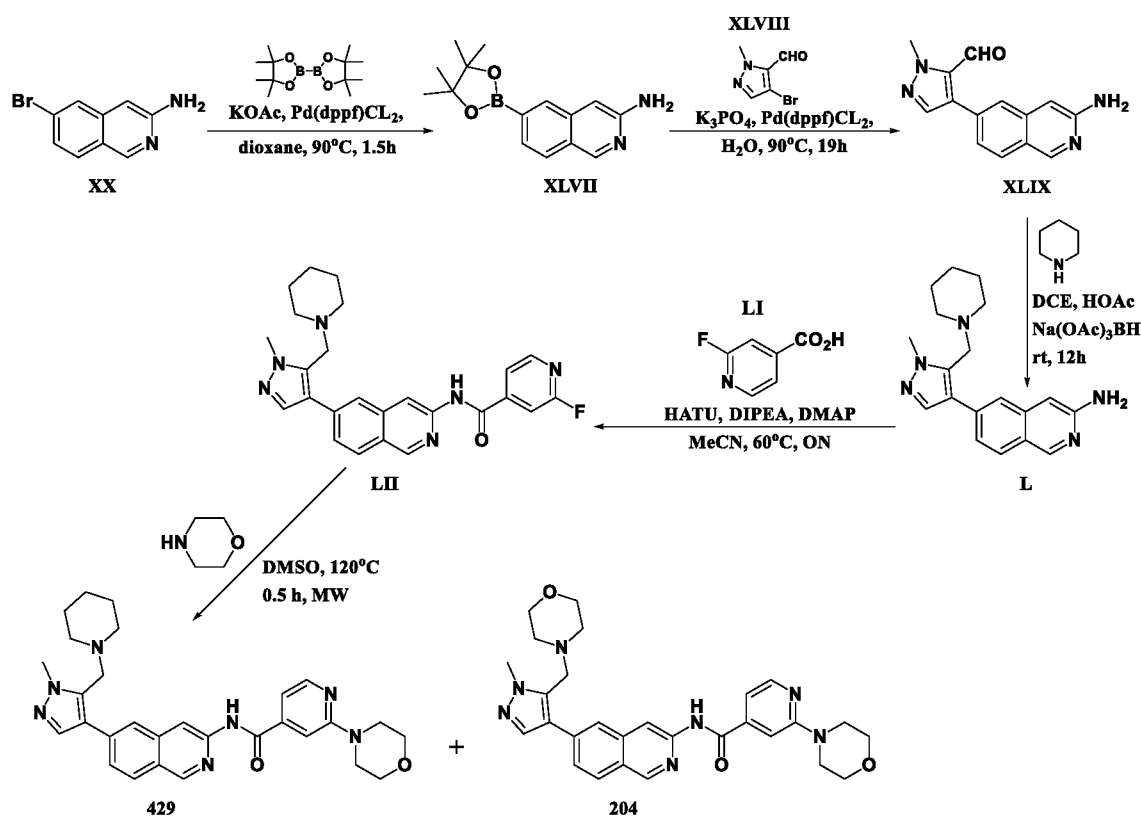
### Step 2

[0516] To a solution of 2-(1-methyl-3,6-dihydro-2H-pyridin-4-yl)-N-[6-(1-methylpyrazol-4-yl)-3-isoquinolyl]pyridine-4-carboxamide (**85**) (200 mg, 0.470 mmol) to EtOH (15 mL), degassed solvent with N<sub>2</sub>, added palladium on carbon (100.3 mg, 0.050 mmol) and stirred

the reaction over H<sub>2</sub> for 16 h. The reaction was filtered through Celite, the solvent was removed under vacuum and the residue was purified by silica Gel (24g) (0→10% 1.5 N NH<sub>3</sub> in CHCl<sub>3</sub>) to produce 2-(1-methyl-4-piperidyl)-N-[6-(1-methylpyrazol-4-yl)-3-isoquinoly]pyridine-4-carboxamide (**84**) (100 mg, 0.235 mmol, 49.8% yield) as an off-white solid. <sup>1</sup>H NMR (500 MHz, DMSO-*d*<sub>6</sub>) δ ppm 1.77 - 1.92 (4 H, m), 2.00 (2 H, td, *J*=11.60, 2.61 Hz), 2.21 (3 H, s), 2.72 (1 H, tt, *J*=11.49, 4.15 Hz), 2.85 - 2.93 (2 H, m), 3.91 (3 H, s), 7.76 (1 H, dd, *J*=5.21, 1.65 Hz), 7.82 (1 H, dd, *J*=8.51, 1.65 Hz), 7.91 (1 H, s), 8.07 (1 H, d, *J*=8.51 Hz), 8.12 (1 H, d, *J*=0.82 Hz), 8.15 (1 H, d, *J*=0.82 Hz), 8.39 (1 H, s), 8.60 (1 H, s), 8.66 - 8.71 (1 H, m), 9.13 (1 H, s), 11.17 (1 H, s); ESIMS found for C<sub>25</sub>H<sub>26</sub>N<sub>6</sub>O *m/z* 427.0 (M+1).

### Example 5.

[0517] Preparation of N-(6-(1-methyl-5-(morpholinomethyl)-1H-pyrazol-4-yl)isoquinolin-3-yl)-2-morpholinoisonicotinamide (**204**) and N-(6-(1-methyl-5-(piperidin-1-ylmethyl)-1H-pyrazol-4-yl)isoquinolin-3-yl)-2-morpholinoisonicotinamide (**429**) are depicted below in Scheme 18.



Scheme 18

### Steps 1-2

[0518] To a mixture of 6-bromoisoquinolin-3-amine (XX) (4.0 g, 17.93 mmol), Pd(dppf)Cl<sub>2</sub>-CH<sub>2</sub>Cl<sub>2</sub> adduct (1.03 g, 1.26 mmol), KOAc (4.39 g, 44.83 mmol) and 4,4,5,5-tetramethyl-2-(4,4,5,5-tetramethyl-1,3,2-dioxaborolan-2-yl)-1,3,2-dioxaborolane (5.01 g, 19.72 mmol) in 1,4-dioxane (50 mL) was bubbled with N<sub>2</sub> for 2 min. The reaction mixture was sealed and heated at 90°C for 1.5 h. The reaction was cooled to room temperature, filtered and washed with EtOAc. The filtrate was concentrated and the residue taken in dioxane (50 mL). To the suspension was added 4-bromo-2-methyl-pyrazole-3-carbaldehyde (XLVIII) (3.39 g, 17.93 mmol) followed by K<sub>3</sub>PO<sub>4</sub> (9.52 g, 44.83 mmol), Pd(dppf)Cl<sub>2</sub>-CH<sub>2</sub>Cl<sub>2</sub> adduct (1.03 g, 1.26 mmol) and water (15 mL). The mixture was purged with N<sub>2</sub> for a min, sealed and heated again at 90°C for 19 h. The mixture was cooled to room temperature and concentrated to about 20 mL. The concentrate was diluted with EtOAc and filtered through a pad of Celite. The filtrate was diluted with water and the organic layer separated. The organic layer was washed with brine; dried, filtered and concentrated. The residue was triturated in ether and the resulting solid filtered to afford 4-(3-amino-6-isoquinolyl)-2-methyl-pyrazole-3-carbaldehyde (XLIX) (4.1 g, 16.2 mmol, 90.6% yield) as a brown solid. <sup>1</sup>H NMR (499 MHz, DMSO-*d*<sub>6</sub>) δ ppm 0.01 (6 H, s), 0.86 (9 H, s), 0.88 - 1.00 (2 H, m), 1.23 - 1.35 (2 H, m), 1.35 - 1.46 (1 H, m), 1.69 - 1.79 (2 H, m), 1.85 - 1.95 (2 H, m), 2.21 (1 H, tt, *J*=12.21, 3.57 Hz), 3.38 (2 H, d, *J*=6.31 Hz), 3.57 (3 H, s) ESIMS found for C<sub>14</sub>H<sub>12</sub>N<sub>4</sub>O *m/z* 252.95 (M+1).

### Step 3

[0519] To a mixture of 4-(3-amino-6-isoquinolyl)-2-methyl-pyrazole-3-carbaldehyde (XLIX) (1.07 g, 4.25 mmol), piperidine (0.84 mL, 8.51 mmol) and catalytic HOAc in DCE (10 mL) was stirred for 30 min. Na(OAc)<sub>3</sub>BH (1.8 g, 8.51 mmol) was added and stirring was continued for 12 h at room temperature. The reaction mixture was quenched with minimum amount of aq. saturated ammonium chloride solution, and concentrated under vacuum. The residue was adsorbed on silica gel and purified by chromatography (0→20% 7N NH<sub>3</sub>-MeOH/CHCl<sub>3</sub>) to obtain 6-[1-methyl-5-(1-piperidylmethyl)pyrazol-4-yl]isoquinolin-3-amine (L) (800 mg, 2.49 mmol, 58.5% yield) as a white solid. ESIMS found for C<sub>19</sub>H<sub>23</sub>N<sub>5</sub> *m/z* 322.2 (M+1).

### Step 4

[0520] To a suspension of 6-[1-methyl-5-(1-piperidylmethyl)pyrazol-4-yl]isoquinolin-3-amine (L) (0.14 g, 0.440 mmol), 2-fluoropyridine-4-carboxylic acid (LI) (0.07 g, 0.520 mmol), DMAP (0.03 g, 0.220 mmol) and HATU (0.2 g, 0.520 mmol) in DMF (4 mL) was

added DIPEA (0.23 mL, 1.31 mmol). The resulting mixture was stirred at 80°C for 1.5 h. Another 1.2 equiv. of HATU was added to the mixture and stirred at 80°C for additional 16 h. The reaction mixture was diluted with water and the resulting solid filtered. The crude product was purified by silica gel chromatography (0→10% 7 N NH<sub>3</sub>-MeOH/CHCl<sub>3</sub>) to produce 2-fluoro-N-[6-[1-methyl-5-(1-piperidylmethyl)pyrazol-4-yl]-3-isoquinolyl]pyridine-4-carboxamide (**LII**) (85.0 mg, 0.191 mmol, 43.9% yield) as a brown solid. ESIMS found for C<sub>25</sub>H<sub>25</sub>FN<sub>6</sub>O *m/z* 444.9 (M+H).

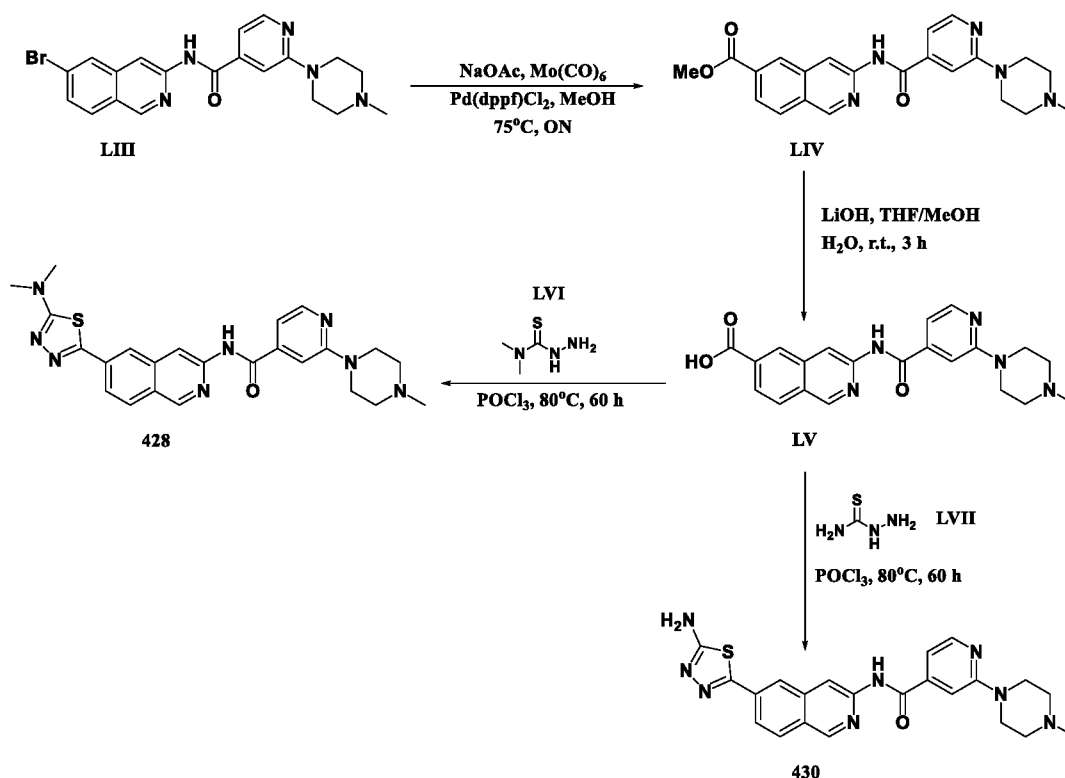
### Step 5

**[0521]** To a solution of 2-fluoro-N-[6-[1-methyl-5-(1-piperidylmethyl)pyrazol-4-yl]-3-isoquinolyl]pyridine-4-carboxamide (**LII**) (80 mg, 0.180 mmol) in DMSO (1 mL) was added morpholine (0.05 mL, 0.540 mmol). The mixture was sealed in a tube and irradiated with MW at 120°C for 30 min. The reaction was heated at 90°C for additional 16 h and the mixture cooled to room temperature, poured into water and the resulting solid filtered. The crude product was purified by silica gel chromatography (0→5% MeOH/CHCl<sub>3</sub>) as the eluent, followed by HPLC purification (0→65% MeCN/water). Two clean products were separated. The fractions for each product were combined and concentrated. The residue for each product was redissolved in minimum amount of CHCl<sub>3</sub>/MeOH and filtered through the carbonate resin (loading: 0.23 mmol/500 mg). The filtrate was concentrated and the residue triturated in ether. The resulting solid was filtered to afford N-[6-[1-methyl-5-(1-piperidylmethyl)pyrazol-4-yl]-3-isoquinolyl]-2-morpholino-pyridine-4-carboxamide (**429**) (23 mg, 0.045 mmol, 25.0% yield) as a white solid; <sup>1</sup>H NMR (499 MHz, DMSO-*d*<sub>6</sub>) δ ppm 1.32 - 1.44 (2 H, m), 1.45 - 1.55 (4 H, m), 2.38 (4 H, br s), 3.53 - 3.62 (4 H, m), 3.67 (2 H, s), 3.71 - 3.77 (4 H, m), 3.92 (3 H, s), 7.21 (1 H, dd, *J*=5.21, 1.10 Hz), 7.47 (1 H, s), 7.76 (1 H, dd, *J*=8.51, 1.65 Hz), 7.82 (1 H, s), 8.09 (1 H, d, *J*=8.51 Hz), 8.14 (1 H, s), 8.29 (1 H, d, *J*=5.21 Hz), 8.61 (1 H, s), 9.17 (1 H, s), 11.01 (1 H, s); ESIMS found for C<sub>29</sub>H<sub>33</sub>N<sub>7</sub>O<sub>2</sub> *m/z* 512.0 (M+1) and N-[6-[1-methyl-5-(morpholinomethyl)pyrazol-4-yl]-3-isoquinolyl]-2-morpholino-pyridine-4-carboxamide (**204**) (10 mg, 0.020 mmol, 10.8% yield) as an off white solid. <sup>1</sup>H NMR (499 MHz, DMSO-*d*<sub>6</sub>) δ ppm 2.42 (4 H, br d, *J*=3.84 Hz), 3.53 - 3.61 (8 H, m), 3.70 - 3.78 (6 H, m), 3.94 (3 H, s), 7.21 (1 H, dd, *J*=5.21, 1.37 Hz), 7.47 (1 H, s), 7.76 (1 H, dd, *J*=8.51, 1.65 Hz), 7.83 (1 H, s), 8.11 (2 H, d, *J*=11.25 Hz), 8.29 (1 H, d, *J*=4.94 Hz), 8.62 (1 H, s), 9.18 (1 H, s), 11.02 (1 H, s); ESIMS found for C<sub>28</sub>H<sub>31</sub>N<sub>7</sub>O<sub>3</sub> *m/z* 514.0 (M+1).

### Example 6.

**[0522]** Preparation of N-(6-(5-(dimethylamino)-1,3,4-thiadiazol-2-yl)isoquinolin-3-yl)-2-(4-methylpiperazin-1-yl)isonicotinamide (**428**) and N-(6-(5-amino-1,3,4-thiadiazol-2-yl)

isoquinolin-3-yl)-2-(4-methylpiperazin-1-yl)isonicotinamide (**430**) are depicted below in Scheme 19.



Scheme 19

### Step 1

[0523] To a solution of N-(6-bromo-3-isoquinolyl)-2-(4-methylpiperazin-1-yl)pyridine-4-carboxamide (**LIII**) (328 mg, 0.770 mmol) in MeOH (4 mL) was added molybdenum hexacarbonyl (557 mg, 2.02 mmol), Pd(dppf)Cl<sub>2</sub>-CH<sub>2</sub>Cl<sub>2</sub> adduct (125.7 mg, 0.150 mmol) sonicated for a while and stirred at 75°C for overnight. The reaction was diluted with water, extracted into EtOAc, and purified on a silica gel column (0→100% (20% NH<sub>3</sub> in MeOH-CHCl<sub>3</sub>/CHCl<sub>3</sub>)) to yield methyl 3-[[2-(4-methylpiperazin-1-yl)pyridine-4-carbonyl]amino]isoquinoline-6-carboxylate (**LIV**) (232 mg, 0.572 mmol, 74.4% yield). ESIMS found for C<sub>22</sub>H<sub>23</sub>N<sub>5</sub>O<sub>3</sub> *m/z* 406.2 (M+H).

### Step 2

[0524] To a solution of methyl 3-[[2-(4-methylpiperazin-1-yl)pyridine-4-carbonyl]amino]isoquinoline-6-carboxylate (**LIV**) (232 mg, 0.570 mmol) in THF (4 mL) was added MeOH (4 mL) and LiOH (137 mg, 5.72 mmol) in water (3 mL). The reaction was stirred for 3 h at room temperature. The solvent was removed and the residue was suspended in water. Aqueous HCl was



added until pH=6 and the solid was collected by filtration to produce 3-[[2-(4-methylpiperazin-1-yl)pyridine-4-carbonyl]amino]isoquinoline-6-carboxylic acid (**LV**) (162 mg, 0.414 mmol, 72.3% yield) as a yellow solid. ESIMS found for  $C_{21}H_{21}N_5O_3$   $m/z$  392.0 (M+H).

### Step 3

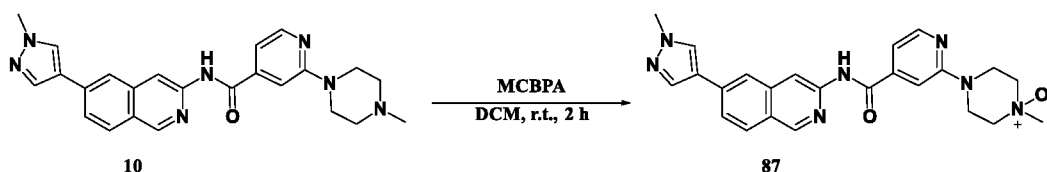
**[0525]** A solution of 3-[[2-(4-methylpiperazin-1-yl)pyridine-4-carbonyl]amino]isoquinoline-6-carboxylic acid (**LV**) (45 mg, 0.110 mmol), 3-amino-1,1-dimethyl-thiourea (**LVI**) (20.6 mg, 0.170 mmol) in  $POCl_3$  (2.25 mL, 24.14 mmol) was heated at 80°C for 60 h. The reaction was concentrated and quenched with ice and had the pH adjusted to >12 using 1N NaOH. The solid was collected by filtration to obtain N-[6-[5-(dimethylamino)-1,3,4-thiadiazol-2-yl]-3-isoquinolyl]-2-(4-methylpiperazin-1-yl)pyridine-4-carboxamide (**428**) (14.6 mg, 0.031 mmol, 26.8% yield) as a yellow solid.  $^1H$  NMR (499 MHz,  $DMSO-d_6$ )  $\delta$  ppm 2.32 (3 H, br s), 2.52 - 2.67 (4 H, m), 3.19 (6 H, s), 3.64 (4 H, br s), 7.14 - 7.21 (1 H, m), 7.48 (1 H, s), 8.07 (1 H, dd,  $J=8.51$ , 1.65 Hz), 8.17 (1 H, s), 8.24 - 8.29 (2 H, m), 8.70 (1 H, s), 9.24 (1 H, s), 11.14 (1 H, s); ESIMS found for  $C_{24}H_{26}N_8OS$   $m/z$  475.2 (M+1).

### Step 4

**[0526]** A solution of 3-[[2-(4-methylpiperazin-1-yl)pyridine-4-carbonyl]amino]isoquinoline-6-carboxylic acid (**LV**) (60 mg, 0.150 mmol), aminothiurea (**LVII**) (21.0 mg, 0.230 mmol) in  $POCl_3$  (3 mL, 32.19 mmol) was heated at 80°C for 60 h. The reaction was concentrated and quenched with ice and had the pH adjusted to >12 using 1N NaOH. The solid was collected by filtration and purified by column chromatography (0→100% (10%  $NH_3$  MeOH in EtOAc/Hexanes)) to yield N-[6-(5-amino-1,3,4-thiadiazol-2-yl)-3-isoquinolyl]-2-(4-methylpiperazin-1-yl)pyridine-4-carboxamide (**430**) (3.7 mg, 0.008 mmol, 5.4% yield) as a yellow solid.  $^1H$  NMR (499 MHz,  $DMSO-d_6$ )  $\delta$  ppm 2.27 (3 H, br s), 3.62 (4 H, br s), 7.12 - 7.20 (1 H, m), 7.48 (1 H, s), 7.60 (2 H, s), 8.07 (1 H, dd,  $J=8.51$ , 1.65 Hz), 8.16 (1 H, d,  $J=8.78$  Hz), 8.25 (1 H, s), 8.27 (1 H, d,  $J=4.94$  Hz), 8.71 (1 H, s), 9.24 (1 H, s), 11.13 (1 H, s); ESIMS found for  $C_{22}H_{22}N_8OS$   $m/z$  447.2 (M+1).

### Example 7.

**[0527]** Preparation of 1-methyl-4-(4-((6-(1-methyl-1H-pyrazol-4-yl)isoquinolin-3-yl)carbamoyl)pyridin-2-yl)piperazine 1-oxide (**87**) is depicted below in Scheme 20.

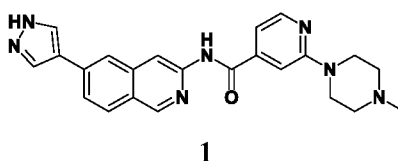


Scheme 20

Step 1

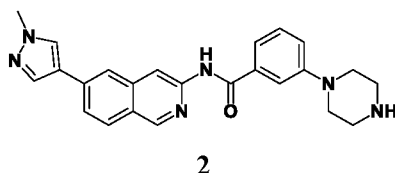
**[0528]** To a suspension 2-(4-methylpiperazin-1-yl)-N-[6-(1-methylpyrazol-4-yl)-3-isoquinolyl]pyridine-4-carboxamide (**10**) (109 mg, 0.250 mmol) in DCM (5 mL) was added 3-chlorobenzenecarboxperoxy acid (66 mg, 0.380 mmol). The mixture was stirred at room temperature for 2 h and concentrated. The crude product was purified by silica gel chromatography (0→10% 7 N NH<sub>3</sub>-MeOH/CHCl<sub>3</sub>). The fractions containing the product were concentrated and the residue triturated in ether. The resulting solid was filtered and dried to afford 2-(4-methyl-4-oxido-piperazin-4-ium-1-yl)-N-[6-(1-methylpyrazol-4-yl)-3-isoquinolyl]pyridine-4-carboxamide (**87**) (65 mg, 0.147 mmol, 57.5% yield) as a white solid. <sup>1</sup>H NMR (499 MHz, DMSO-*d*<sub>6</sub>) δ ppm 2.99 (2 H, br d, *J*=10.70 Hz), 3.11 (3 H, s), 3.41 (2 H, td, *J*=11.53, 3.29 Hz), 3.61 - 3.72 (2 H, m), 3.91 (3 H, s), 4.25 (2 H, br d, *J*=13.17 Hz), 7.20 (1 H, dd, *J*=5.08, 1.23 Hz), 7.55 (1 H, s), 7.82 (1 H, dd, *J*=8.51, 1.65 Hz), 8.07 (1 H, d, *J*=8.51 Hz), 8.11 (1 H, s), 8.14 (1 H, s), 8.29 (1 H, d, *J*=5.21 Hz), 8.38 (1 H, s), 8.60 (1 H, s), 9.13 (1 H, s), 11.10 (1 H, s); ESIMS found for C<sub>24</sub>H<sub>25</sub>N<sub>7</sub>O<sub>2</sub> *m/z* 444.2 (*M*+1).

**[0529]** The following compounds were prepared in accordance with the procedure described in the above Examples 1-7.



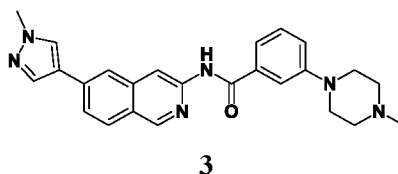
**[0530]** N-(6-(1H-Pyrazol-4-yl)isoquinolin-3-yl)-2-(4-methylpiperazin-1-yl)isonicotinamide **1**.

**[0531]** Off-white solid (38.0 mg, 0.091 mmol, 39.2% yield). <sup>1</sup>H NMR (499 MHz, DMSO-*d*<sub>6</sub>) δ ppm 2.24 (s, 3 H), 2.43 (br t, *J*=4.80 Hz, 4 H), 3.57 - 3.65 (m, 4 H), 7.16 (dd, *J*=5.21, 0.82 Hz, 1 H), 7.46 (s, 1 H), 7.88 (dd, *J*=8.64, 1.51 Hz, 1 H), 8.07 (d, *J*=8.51 Hz, 1 H), 8.14 - 8.31 (m, 1 H), 8.19 (s, 1 H), 8.26 (d, *J*=5.21 Hz, 1 H), 8.38 - 8.51 (m, 1 H), 8.60 (s, 1 H), 9.13 (s, 1 H), 11.04 (s, 1 H), 13.12 (br s, 1 H); ESIMS found for C<sub>23</sub>H<sub>23</sub>N<sub>7</sub>O *m/z* 414.2 (*M*+1).



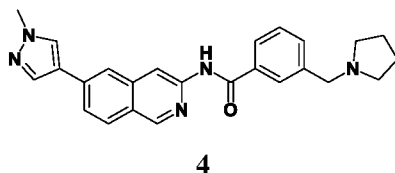
**[0532]** N-(6-(1-Methyl-1H-pyrazol-4-yl)isoquinolin-3-yl)-3-(piperazin-1-yl)benzamide **2**.

**[0533]** Off-white solid (58.3 mg, 0.141 mmol, 49.1% yield). <sup>1</sup>H NMR (499 MHz, DMSO-*d*<sub>6</sub>) δ ppm 2.94 (br d, *J*=3.29 Hz, 4 H), 3.22 (br d, *J*=3.84 Hz, 4 H), 3.91 (s, 3 H), 7.15 (dd, *J*=8.23, 1.92 Hz, 1 H), 7.35 (t, *J*=7.96 Hz, 1 H), 7.48 (d, *J*=7.41 Hz, 1 H), 7.63 (s, 1 H), 7.79 (dd, *J*=8.51, 1.65 Hz, 1 H), 8.06 (d, *J*=8.78 Hz, 1 H), 8.10 - 8.14 (m, 2 H), 8.38 (s, 1 H), 8.59 (s, 1 H), 9.11 (s, 1 H), 10.80 (s, 1 H); ESIMS found for C<sub>24</sub>H<sub>24</sub>N<sub>6</sub>O *m/z* 413.2 (M+1).



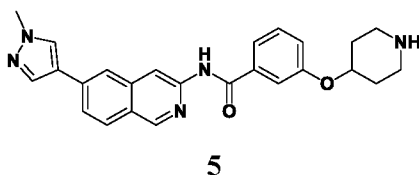
**[0534]** N-(6-(1-Methyl-1H-pyrazol-4-yl)isoquinolin-3-yl)-3-(4-methylpiperazin-1-yl)benzamide **3**.

**[0535]** White solid (860 mg, 1.92 mmol, 69.3% yield). <sup>1</sup>H NMR (499 MHz, DMSO-*d*<sub>6</sub>) δ ppm 2.24 (s, 3 H), 2.48 (br d, *J*=4.94 Hz, 4 H), 3.22 - 3.28 (m, 4 H), 3.91 (s, 3 H), 7.15 (dd, *J*=8.23, 2.20 Hz, 1 H), 7.35 (t, *J*=7.82 Hz, 1 H), 7.46 (d, *J*=7.68 Hz, 1 H), 7.64 (s, 1 H), 7.79 (dd, *J*=8.51, 1.65 Hz, 1 H), 8.05 (d, *J*=8.51 Hz, 1 H), 8.09 - 8.14 (m, 2 H), 8.38 (s, 1 H), 8.59 (s, 1 H), 9.11 (s, 1 H), 10.80 (s, 1 H); ESIMS found for C<sub>25</sub>H<sub>26</sub>N<sub>6</sub>O *m/z* 427. (M+1).



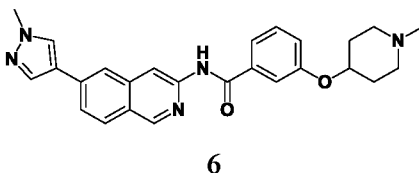
**[0536]** N-(6-(1-Methyl-1H-pyrazol-4-yl)isoquinolin-3-yl)-3-(pyrrolidin-1-ylmethyl)benzamide **4**.

**[0537]** Light yellow solid (75.5 mg, 0.183 mmol, 41.1% yield). <sup>1</sup>H NMR (499 MHz, DMSO-*d*<sub>6</sub>) δ ppm 1.70 - 1.76 (m, 4 H), 2.49 (br s, 4 H), 3.68 (s, 2 H), 3.91 (s, 3 H), 7.43 - 7.50 (m, 1 H), 7.52 - 7.57 (m, 1 H), 7.80 (dd, *J*=8.51, 1.65 Hz, 1 H), 7.95 (d, *J*=7.68 Hz, 1 H), 8.00 (s, 1 H), 8.06 (d, *J*=8.51 Hz, 1 H), 8.11 (s, 1 H), 8.13 (s, 1 H), 8.38 (s, 1 H), 8.59 (s, 1 H), 9.11 (s, 1 H), 10.80 (s, 1 H); ESIMS found for C<sub>25</sub>H<sub>25</sub>N<sub>5</sub>O *m/z* 412.2 (M+1).



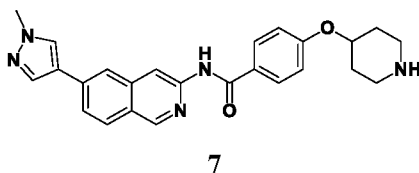
**[0538]** N-(6-(1-Methyl-1H-pyrazol-4-yl)isoquinolin-3-yl)-3-(piperidin-4-yloxy)benzamide **5**.

**[0539]** Off-white solid (540.6 mg, 1.20 mmol, 81.3% yield). <sup>1</sup>H NMR (499 MHz, DMSO-*d*<sub>6</sub>) δ ppm 1.42 - 1.54 (m, 2 H), 1.92 - 1.99 (m, 2 H), 2.56 - 2.64 (m, 2 H), 2.97 (dt, *J*=12.62, 4.25 Hz, 2 H), 3.91 (s, 3 H), 4.49 - 4.61 (m, 1 H), 7.16 (dd, *J*=8.10, 1.51 Hz, 1 H), 7.41 (t, *J*=8.23 Hz, 1 H), 7.59 - 7.68 (m, 2 H), 7.80 (dd, *J*=8.51, 1.65 Hz, 1 H), 8.06 (d, *J*=8.78 Hz, 1 H), 8.10 - 8.16 (m, 2 H), 8.38 (s, 1 H), 8.59 (s, 1 H), 9.11 (s, 1 H), 10.82 (s, 1 H); ESIMS found for C<sub>25</sub>H<sub>25</sub>N<sub>5</sub>O<sub>2</sub> *m/z* 428.2 (M+1).



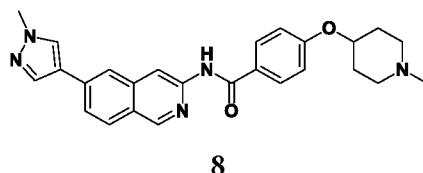
**[0540]** N-(6-(1-Methyl-1H-pyrazol-4-yl)isoquinolin-3-yl)-3-((1-methylpiperidin-4-yl)oxy)benzamide **6**.

**[0541]** Off-white solid (115.9 mg, 0.249 mmol, 71.1% yield). <sup>1</sup>H NMR (499 MHz, DMSO-*d*<sub>6</sub>) δ ppm 1.61 - 1.74 (m, 2 H), 1.92 - 2.02 (m, 2 H), 2.15 - 2.26 (m, 2 H), 2.19 (s, 3 H), 2.58 - 2.68 (m, 2 H), 3.91 (s, 3 H), 4.48 - 4.58 (m, 1 H), 7.16 (dd, *J*=7.96, 1.65 Hz, 1 H), 7.42 (t, *J*=8.23 Hz, 1 H), 7.60 - 7.68 (m, 2 H), 7.80 (dd, *J*=8.51, 1.37 Hz, 1 H), 8.06 (d, *J*=8.51 Hz, 1 H), 8.08 - 8.16 (m, 2 H), 8.38 (s, 1 H), 8.59 (s, 1 H), 9.11 (s, 1 H), 10.83 (s, 1 H); ESIMS found for C<sub>26</sub>H<sub>27</sub>N<sub>5</sub>O<sub>2</sub> *m/z* 442.2 (M+1).



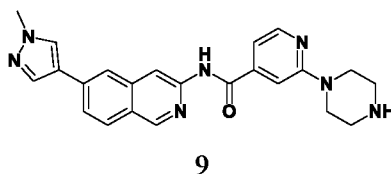
**[0542]** N-(6-(1-Methyl-1H-pyrazol-4-yl)isoquinolin-3-yl)-4-(piperidin-4-yloxy)benzamide **7**.

**[0543]** White solid (554 mg, 1.23 mmol, 91.5% yield). <sup>1</sup>H NMR (499 MHz, DMSO-*d*<sub>6</sub>) δ ppm 1.42 - 1.51 (m, 2 H), 1.90 - 1.98 (m, 2 H), 2.55 - 2.63 (m, 2 H), 2.95 (dt, *J*=12.69, 3.95 Hz, 2 H), 3.91 (s, 3 H), 4.51 - 4.58 (m, 1 H), 7.05 (d, *J*=8.78 Hz, 2 H), 7.78 (dd, *J*=8.51, 1.37 Hz, 1 H), 8.02 - 8.08 (m, 3 H), 8.11 (s, 1 H), 8.11 (br s, 1 H), 8.37 (s, 1 H), 8.58 (s, 1 H), 9.10 (s, 1 H), 10.63 (s, 1 H); ESIMS found for C<sub>25</sub>H<sub>25</sub>N<sub>5</sub>O<sub>2</sub> *m/z* 428.2 (M+1).



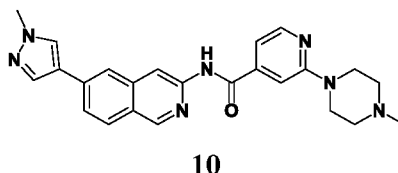
**[0544]** N-(6-(1-Methyl-1H-pyrazol-4-yl)isoquinolin-3-yl)-4-((1-methylpiperidin-4-yl)oxy)benzamide **8**.

**[0545]** White solid (82.0 mg, 0.186 mmol, 89.4% yield).  $^1\text{H}$  NMR (499 MHz,  $\text{DMSO-}d_6$ )  $\delta$  ppm 1.61 - 1.72 (m, 2 H), 1.91 - 2.02 (m, 2 H), 2.14 - 2.26 (m, 2 H), 2.18 (s, 3 H), 2.58 - 2.68 (m, 2 H), 3.91 (s, 3 H), 4.51 (tt,  $J=8.16, 3.91$  Hz, 1 H), 7.06 (d,  $J=8.78$  Hz, 2 H), 7.78 (dd,  $J=8.64, 1.51$  Hz, 1 H), 8.01 - 8.07 (m, 3 H), 8.09 - 8.13 (m, 2 H), 8.37 (s, 1 H), 8.58 (s, 1 H), 9.10 (s, 1 H), 10.64 (s, 1 H); ESIMS found for  $\text{C}_{26}\text{H}_{27}\text{N}_5\text{O}_2$   $m/z$  442.2 ( $\text{M}+1$ ).



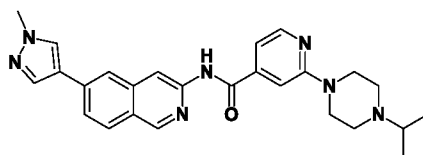
**[0546]** N-(6-(1-Methyl-1H-pyrazol-4-yl)isoquinolin-3-yl)-2-(piperazin-1-yl)isonicotinamide **9**.

**[0547]** Off-white solid (57.3 mg, 0.139 mmol, 91.4% yield).  $^1\text{H}$  NMR (499 MHz,  $\text{DMSO-}d_6$ )  $\delta$  ppm 2.78 - 2.85 (m, 4 H), 3.50 - 3.56 (m, 4 H), 3.91 (s, 3 H), 7.14 (dd,  $J=5.08, 1.24$  Hz, 1 H), 7.42 (s, 1 H), 7.81 (dd,  $J=8.51, 1.65$  Hz, 1 H), 8.07 (d,  $J=8.51$  Hz, 1 H), 8.11 (s, 1 H), 8.14 (s, 1 H), 8.25 (d,  $J=4.94$  Hz, 1 H), 8.38 (s, 1 H), 8.59 (s, 1 H), 9.12 (s, 1 H), 11.03 (s, 1 H); ESIMS found for  $\text{C}_{23}\text{H}_{23}\text{N}_7\text{O}$   $m/z$  414.2 ( $\text{M}+1$ ).



**[0548]** N-(6-(1-Methyl-1H-pyrazol-4-yl)isoquinolin-3-yl)-2-(4-methylpiperazin-1-yl)isonicotinamide **10**.

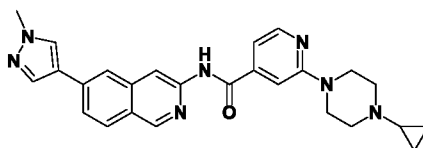
**[0549]** Tan solid (71.6 mg, 0.168 mmol, 66.7% yield).  $^1\text{H}$  NMR (499 MHz,  $\text{DMSO-}d_6$ )  $\delta$  ppm 2.24 (s, 3 H), 2.43 (br t,  $J=4.80$  Hz, 4 H), 3.56 - 3.65 (m, 4 H), 3.91 (s, 3 H), 7.16 (dd,  $J=5.08, 0.96$  Hz, 1 H), 7.46 (s, 1 H), 7.81 (dd,  $J=8.37, 1.51$  Hz, 1 H), 8.07 (d,  $J=8.51$  Hz, 1 H), 8.10 - 8.16 (m, 2 H), 8.26 (d,  $J=5.21$  Hz, 1 H), 8.38 (s, 1 H), 8.59 (s, 1 H), 9.12 (s, 1 H), 11.05 (s, 1 H); ESIMS found for  $\text{C}_{24}\text{H}_{25}\text{N}_7\text{O}$   $m/z$  428.2 ( $\text{M}+1$ ).



11

**[0550]** 2-(4-Isopropylpiperazin-1-yl)-N-(6-(1-methyl-1H-pyrazol-4-yl)isoquinolin-3-yl)isonicotinamide **11**.

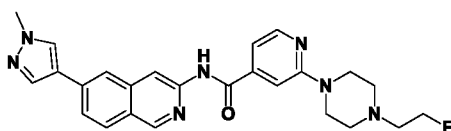
**[0551]** White solid (58.7 mg, 0.129 mmol, 88.8% yield).  $^1\text{H}$  NMR (499 MHz,  $\text{DMSO-}d_6$ )  $\delta$  ppm 1.01 (d,  $J=6.59$  Hz, 6 H), 2.53 - 2.59 (m, 4 H), 2.65 - 2.76 (m, 1 H), 3.56 - 3.62 (m, 4 H), 3.91 (s, 3 H), 7.15 (d,  $J=5.21$  Hz, 1 H), 7.44 (s, 1 H), 7.81 (dd,  $J=8.51$ , 1.65 Hz, 1 H), 8.07 (d,  $J=8.51$  Hz, 1 H), 8.11 (s, 1 H), 8.14 (s, 1 H), 8.25 (d,  $J=5.21$  Hz, 1 H), 8.38 (s, 1 H), 8.59 (s, 1 H), 9.12 (s, 1 H), 11.04 (s, 1 H); ESIMS found for  $\text{C}_{26}\text{H}_{29}\text{N}_7\text{O}$   $m/z$  456.2 ( $M+1$ ).



12

**[0552]** 2-(4-Cyclopropylpiperazin-1-yl)-N-(6-(1-methyl-1H-pyrazol-4-yl)isoquinolin-3-yl)isonicotinamide **12**.

**[0553]** Off-white solid (124.0 mg, 0.273 mmol, 68.7% yield).  $^1\text{H}$  NMR (499 MHz,  $\text{DMSO-}d_6$ )  $\delta$  ppm 0.38 (br d,  $J=2.74$  Hz, 2 H), 0.46 (br d,  $J=4.67$  Hz, 2 H), 1.66 (dt,  $J=6.24$ , 3.05 Hz, 1 H), 2.61 - 2.67 (m, 4 H), 3.57 (br s, 4 H), 3.91 (s, 3 H), 7.15 (d,  $J=4.94$  Hz, 1 H), 7.46 (s, 1 H), 7.81 (d,  $J=8.23$  Hz, 1 H), 8.07 (d,  $J=8.51$  Hz, 1 H), 8.11 (s, 1 H), 8.14 (s, 1 H), 8.25 (d,  $J=4.94$  Hz, 1 H), 8.38 (s, 1 H), 8.59 (s, 1 H), 9.12 (s, 1 H), 11.04 (s, 1 H); ESIMS found for  $\text{C}_{26}\text{H}_{27}\text{N}_7\text{O}$   $m/z$  454.2 ( $M+1$ ).

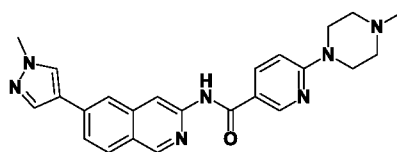


13

**[0554]** 2-(4-(2-Fluoroethyl)piperazin-1-yl)-N-(6-(1-methyl-1H-pyrazol-4-yl)isoquinolin-3-yl)isonicotinamide **13**.

**[0555]** White solid (13.2 mg, 0.029 mmol, 17.5% yield).  $^1\text{H}$  NMR (499 MHz,  $\text{DMSO-}d_6$ )  $\delta$  ppm 2.55 - 2.61 (m, 4 H), 2.69 (dt,  $J=28.85$ , 4.95 Hz, 2 H), 3.59 - 3.64 (m, 4 H), 4.59 (dt,  $J=47.85$ , 4.95 Hz, 2 H), 7.16 (dd,  $J=5.08$ , 0.96 Hz, 1 H), 7.47 (s, 1 H), 7.81 (dd,  $J=8.51$ , 1.37 Hz,

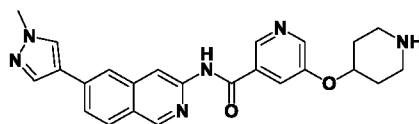
1 H), 8.07 (d,  $J=8.51$  Hz, 1 H), 8.11 (s, 1 H), 8.14 (s, 1 H), 8.26 (d,  $J=4.94$  Hz, 1 H), 8.38 (s, 1 H), 8.59 (s, 1 H), 9.13 (s, 1 H), 11.04 (s, 1 H); ESIMS found for  $C_{25}H_{26}FN_7O$   $m/z$  460.2 (M+1).



14

**[0556]** N-(6-(1-Methyl-1H-pyrazol-4-yl)isoquinolin-3-yl)-6-(4-methylpiperazin-1-yl)nicotinamide **14**.

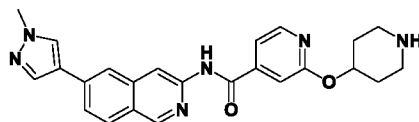
**[0557]** Beige solid (28.0 mg, 0.062 mmol, 66.3% yield).  $^1H$  NMR (499 MHz, DMSO- $d_6$ )  $\delta$  ppm 2.22 (s, 3 H), 2.40 (t,  $J=5.08$  Hz, 4 H), 3.60 - 3.67 (m, 4 H), 3.91 (s, 3 H), 6.90 (d,  $J=9.06$  Hz, 1 H), 7.78 (dd,  $J=8.51$ , 1.65 Hz, 1 H), 8.04 (d,  $J=8.78$  Hz, 1 H), 8.08 - 8.12 (m, 2 H), 8.19 (dd,  $J=9.06$ , 2.47 Hz, 1 H), 8.37 (s, 1 H), 8.57 (s, 1 H), 8.84 (d,  $J=2.20$  Hz, 1 H), 9.09 (s, 1 H), 10.63 (s, 1 H); ESIMS found for  $C_{24}H_{25}N_7O$   $m/z$  428.2 (M+1).



15

**[0558]** N-(6-(1-Methyl-1H-pyrazol-4-yl)isoquinolin-3-yl)-5-(piperidin-4-yloxy)nicotinamide **15**.

**[0559]** White solid (29.0 mg, 0.064 mmol, 75.5% yield).  $^1H$  NMR (499 MHz, DMSO- $d_6$ )  $\delta$  ppm 1.45 - 1.55 (m, 2 H), 1.95 - 2.01 (m, 2 H), 2.57 - 2.65 (m, 2 H), 2.98 (dt,  $J=12.83$ , 4.15 Hz, 2 H), 3.91 (s, 3 H), 4.60 - 4.69 (m, 1 H), 7.82 (dd,  $J=8.51$ , 1.37 Hz, 1 H), 7.98 - 8.02 (m, 1 H), 8.07 (d,  $J=8.51$  Hz, 1 H), 8.11 (s, 1 H), 8.14 (s, 1 H), 8.38 (s, 1 H), 8.45 (d,  $J=2.74$  Hz, 1 H), 8.60 (s, 1 H), 8.75 (d,  $J=1.65$  Hz, 1 H), 9.13 (s, 1 H), 11.11 (br s, 1 H); ESIMS found for  $C_{24}H_{24}N_6O_2$   $m/z$  429.2 (M+1).

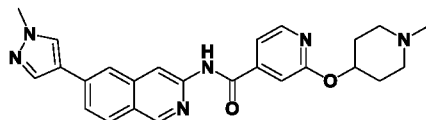


16

**[0560]** N-(6-(1-Methyl-1H-pyrazol-4-yl)isoquinolin-3-yl)-2-(piperidin-4-yloxy)isonicotinamide **16**.

**[0561]** Off-white solid (113.3 mg, 0.264 mmol, 58.8% yield).  $^1H$  NMR (499 MHz, DMSO- $d_6$ )  $\delta$  ppm 1.47 - 1.61 (2 H, m), 1.92 - 2.01 (2 H, m), 2.57 - 2.67 (2 H, m), 2.98 (2 H, dt,  $J=12.49$ , 3.91 Hz), 3.91 (3 H, s), 5.06 - 5.15 (1 H, m), 7.34 (1 H, s), 7.50 (1 H, dd,  $J=5.21$ , 1.37

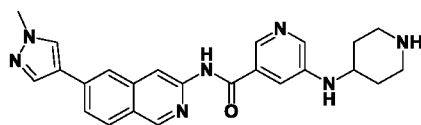
Hz), 7.82 (1 H, dd,  $J=8.51$ , 1.37 Hz), 8.06 (1 H, d,  $J=8.51$  Hz), 8.11 (1 H, s), 8.15 (1 H, s), 8.31 (1 H, d,  $J=5.21$  Hz), 8.38 (1 H, s), 8.58 (1 H, s), 9.12 (1 H, s), 11.06 (1 H, br s); ESIMS found for  $C_{24}H_{24}N_6O_2$   $m/z$  429.2 (M+1).



17

**[0562]** N-(6-(1-Methyl-1H-pyrazol-4-yl)isoquinolin-3-yl)-2-((1-methylpiperidin-4-yl)oxy)isonicotinamide **17**.

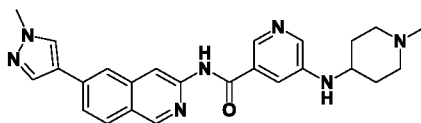
**[0563]** Off-white solid (1.02 g, 2.20 mmol, 85.4% yield).  $^1H$  NMR (499 MHz, DMSO- $d_6$ )  $\delta$  ppm 1.64 - 1.77 (2 H, m), 1.99 (2 H, br dd,  $J=8.92$ , 3.98 Hz), 2.17 (2 H, br s), 2.19 (3 H, s), 2.60 - 2.70 (2 H, m), 3.91 (3 H, s), 5.04 (1 H, tt,  $J=8.40$ , 3.95 Hz), 7.35 (1 H, s), 7.51 (1 H, dd,  $J=5.21$ , 1.37 Hz), 7.82 (1 H, dd,  $J=8.51$ , 1.65 Hz), 8.06 (1 H, d,  $J=8.78$  Hz), 8.11 (1 H, s), 8.15 (1 H, s), 8.31 (1 H, d,  $J=5.21$  Hz), 8.38 (1 H, s), 8.57 (1 H, s), 9.12 (1 H, s), 11.06 (1 H, s); ESIMS found for  $C_{25}H_{26}N_6O_2$   $m/z$  443.2 (M+1).



18

**[0564]** N-(6-(1-Methyl-1H-pyrazol-4-yl)isoquinolin-3-yl)-5-(piperidin-4-ylamino)nicotinamide **18**.

**[0565]** Off-white solid (274.3 mg, 0.610 mmol, 65.6% yield).  $^1H$  NMR (499 MHz, DMSO- $d_6$ )  $\delta$  ppm 1.22 - 1.36 (m, 3 H), 1.86 (br d,  $J=9.88$  Hz, 2 H), 2.52 - 2.60 (m, 2 H), 2.92 - 3.01 (m, 2 H), 3.73 - 3.84 (m, 1 H), 3.91 (s, 3 H), 6.70 (d,  $J=7.68$  Hz, 1 H), 6.98 (s, 1 H), 6.99 - 7.04 (m, 1 H), 7.81 (dd,  $J=8.51$ , 1.37 Hz, 1 H), 8.06 (d,  $J=8.51$  Hz, 1 H), 8.09 (d,  $J=5.21$  Hz, 1 H), 8.11 (s, 1 H), 8.14 (s, 1 H), 8.38 (s, 1 H), 8.55 (s, 1 H), 9.11 (s, 1 H), 10.78 (br s, 1 H); ESIMS found for  $C_{24}H_{25}N_7O$   $m/z$  428.2 (M+1).



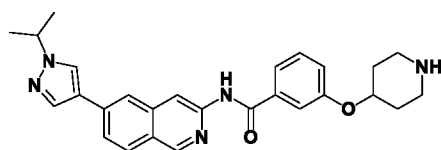
19

**[0566]** N-(6-(1-Methyl-1H-pyrazol-4-yl)isoquinolin-3-yl)-5-((1-methylpiperidin-4-yl)amino)nicotinamide **19**.

**[0567]** Off-white solid (42.3 mg, 0.091 mmol, 51.9% yield).  $^1H$  NMR (499 MHz, DMSO- $d_6$ )  $\delta$  ppm 1.41 - 1.53 (m, 2 H), 1.84 - 1.93 (m, 2 H), 2.00 (br t,  $J=10.84$  Hz, 2 H), 2.17 (s,

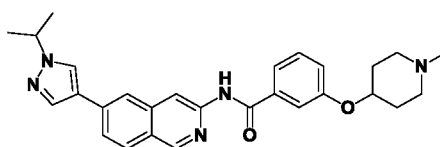


3 H), 2.73 (br d,  $J=11.80$  Hz, 2 H), 3.65 - 3.76 (m, 1 H), 3.91 (s, 3 H), 6.69 (d,  $J=7.41$  Hz, 1 H), 6.99 (s, 1 H), 7.01 (dd,  $J=5.35, 1.51$  Hz, 1 H), 7.81 (dd,  $J=8.51, 1.65$  Hz, 1 H), 8.06 (d,  $J=8.51$  Hz, 1 H), 8.09 (d,  $J=5.21$  Hz, 1 H), 8.11 (s, 1 H), 8.14 (s, 1 H), 8.38 (s, 1 H), 8.55 (s, 1 H), 9.11 (s, 1 H), 10.79 (s, 1 H); ESIMS found for  $C_{25}H_{27}N_7O$   $m/z$  442.2 (M+1).

**20**

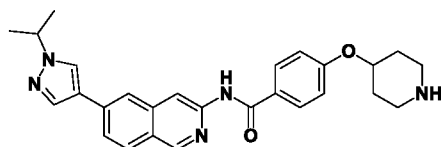
**[0568]** N-(6-(1-Isopropyl-1H-pyrazol-4-yl)isoquinolin-3-yl)-3-(piperidin-4-yloxy)benzamide **20**.

**[0569]** White solid (77.3 mg, 0.170 mmol, 77.3% yield).  $^1H$  NMR (500 MHz, DMSO- $d_6$ )  $\delta$  ppm 1.44 - 1.54 (m, 2 H), 1.49 (d,  $J=6.59$  Hz, 6 H), 1.92 - 2.01 (m, 2 H), 2.61 (ddd,  $J=12.49, 10.02, 2.74$  Hz, 2 H), 2.98 (dt,  $J=12.69, 4.22$  Hz, 2 H), 4.50 - 4.60 (m, 2 H), 7.13 - 7.19 (m, 1 H), 7.41 (t,  $J=8.10$  Hz, 1 H), 7.61 - 7.65 (m, 2 H), 7.83 (dd,  $J=8.51, 1.65$  Hz, 1 H), 8.05 (d,  $J=8.51$  Hz, 1 H), 8.11 (s, 1 H), 8.15 (s, 1 H), 8.48 (s, 1 H), 8.59 (s, 1 H), 9.11 (s, 1 H), 10.80 (s, 1 H); ESIMS found for  $C_{27}H_{29}N_5O_2$   $m/z$  456.2 (M+1).

**21**

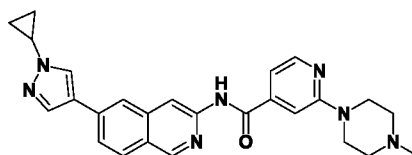
**[0570]** N-(6-(1-Isopropyl-1H-pyrazol-4-yl)isoquinolin-3-yl)-3-((1-methylpiperidin-4-yl)oxy)benzamide **21**.

**[0571]** Off-white solid (54.6 mg, 0.116 mmol, 92.8% yield).  $^1H$  NMR (500 MHz, DMSO- $d_6$ )  $\delta$  ppm 1.49 (d,  $J=6.59$  Hz, 6 H), 1.63 - 1.74 (m, 2 H), 1.93 - 2.02 (m, 2 H), 2.16 - 2.26 (m, 2 H), 2.19 (s, 3 H), 2.58 - 2.68 (m, 2 H), 4.50 - 4.59 (m, 2 H), 7.13 - 7.21 (m, 1 H), 7.42 (t,  $J=8.23$  Hz, 1 H), 7.61 - 7.67 (m, 2 H), 7.83 (dd,  $J=8.51, 1.65$  Hz, 1 H), 8.06 (d,  $J=8.51$  Hz, 1 H), 8.11 (s, 1 H), 8.16 (s, 1 H), 8.49 (s, 1 H), 8.59 (s, 1 H), 9.11 (s, 1 H), 10.81 (s, 1 H); ESIMS found for  $C_{28}H_{31}N_5O_2$   $m/z$  470.3 (M+1).

**22**

**[0572]** N-(6-(1-Isopropyl-1H-pyrazol-4-yl)isoquinolin-3-yl)-4-(piperidin-4-yloxy) benzamide **22**.

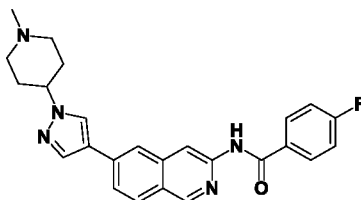
**[0573]** White solid (52.0 mg, 0.108 mmol, 75.3% yield). <sup>1</sup>H NMR (499 MHz, DMSO-*d*<sub>6</sub>) δ ppm 1.42 - 1.54 (m, 2 H), 1.48 (d, *J*=6.59 Hz, 6 H), 1.91 - 1.99 (m, 2 H), 2.55 - 2.64 (m, 2 H), 2.95 (dt, *J*=12.83, 4.15 Hz, 2 H), 4.50 - 4.59 (m, 2 H), 7.05 (d, *J*=8.78 Hz, 2 H), 7.82 (dd, *J*=8.51, 1.37 Hz, 1 H), 8.02 - 8.08 (m, 3 H), 8.11 (s, 1 H), 8.14 (s, 1 H), 8.48 (s, 1 H), 8.58 (s, 1 H), 9.09 (s, 1 H), 10.62 (s, 1 H); ESIMS found for C<sub>27</sub>H<sub>29</sub>N<sub>5</sub>O<sub>2</sub> *m/z* 456.2 (M+1).



**23**

**[0574]** N-(6-(1-Cyclopropyl-1H-pyrazol-4-yl)isoquinolin-3-yl)-2-(4-methylpiperazin-1-yl)isonicotinamide **23**.

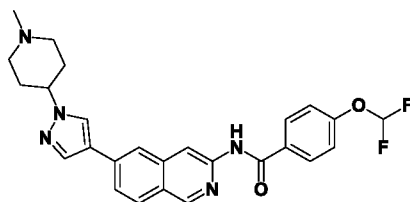
**[0575]** Off-white solid (83.0 mg, 0.183 mmol, 78.0% yield). <sup>1</sup>H NMR (499 MHz, DMSO-*d*<sub>6</sub>) δ ppm 0.99 - 1.04 (m, 2 H), 1.09 - 1.14 (m, 2 H), 2.24 (s, 3 H), 2.43 (br t, *J*=4.94 Hz, 4 H), 3.58 - 3.65 (m, 4 H), 3.79 (tt, *J*=7.38, 3.88 Hz, 1 H), 7.12 - 7.19 (m, 1 H), 7.46 (s, 1 H), 7.84 (dd, *J*=8.64, 1.51 Hz, 1 H), 8.06 (d, *J*=8.51 Hz, 1 H), 8.11 (s, 1 H), 8.16 (s, 1 H), 8.26 (d, *J*=4.94 Hz, 1 H), 8.49 (s, 1 H), 8.59 (s, 1 H), 9.12 (s, 1 H), 11.04 (s, 1 H); ESIMS found for C<sub>26</sub>H<sub>27</sub>N<sub>7</sub>O *m/z* 454.2 (M+1).



**24**

**[0576]** 4-Fluoro-N-(6-(1-(1-methylpiperidin-4-yl)-1H-pyrazol-4-yl)isoquinolin-3-yl) benzamide **24**.

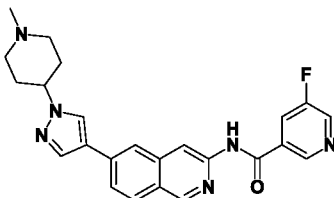
**[0577]** Beige solid (49.0 mg, 0.108 mmol, 53.4% yield). <sup>1</sup>H NMR (499 MHz, DMSO-*d*<sub>6</sub>) δ ppm 1.94 - 2.13 (m, 6 H), 2.22 (s, 3 H), 2.88 (br d, *J*=11.25 Hz, 2 H), 4.11 - 4.21 (m, 1 H), 7.36 (t, *J*=8.92 Hz, 2 H), 7.83 (dd, *J*=8.51, 1.37 Hz, 1 H), 8.06 (d, *J*=8.51 Hz, 1 H), 8.12 - 8.20 (m, 4 H), 8.51 (s, 1 H), 8.59 (s, 1 H), 9.11 (s, 1 H), 10.89 (s, 1 H); ESIMS found for C<sub>25</sub>H<sub>24</sub>FN<sub>5</sub>O *m/z* 430.2 (M+1).



25

[0578] 4-(Difluoromethoxy)-N-(6-(1-(1-methylpiperidin-4-yl)-1H-pyrazol-4-yl)isoquinolin-3-yl)benzamide **25**.

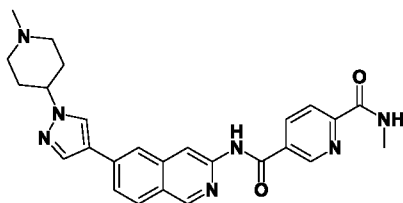
[0579] Beige solid (67.0 mg, 0.133 mmol, 52.4% yield). <sup>1</sup>H NMR (499 MHz, DMSO-*d*<sub>6</sub>) δ ppm 1.95 - 2.11 (m, 6 H), 2.22 (s, 3 H), 2.88 (br d, *J*=10.98 Hz, 2 H), 4.11 - 4.20 (m, 1 H), 7.40 (t, *J*=73.95 Hz, 1 H), 7.31 (d, *J*=8.78 Hz, 2 H), 7.83 (dd, *J*=8.51, 1.37 Hz, 1 H), 8.06 (d, *J*=8.51 Hz, 1 H), 8.13 (s, 1 H), 8.15 - 8.18 (m, 3 H), 8.51 (s, 1 H), 8.59 (s, 1 H), 9.11 (s, 1 H), 10.88 (s, 1 H); ESIMS found for C<sub>26</sub>H<sub>25</sub>F<sub>2</sub>N<sub>5</sub>O<sub>2</sub> *m/z* 478.2 (M+1).



26

[0580] 5-Fluoro-N-(6-(1-(1-methylpiperidin-4-yl)-1H-pyrazol-4-yl)isoquinolin-3-yl)nicotinamide **26**.

[0581] White solid (38.0 mg, 0.088 mmol, 75.9% yield). <sup>1</sup>H NMR (499 MHz, DMSO-*d*<sub>6</sub>) δ ppm 1.95 - 2.11 (m, 6 H), 2.22 (s, 3 H), 2.88 (br d, *J*=11.25 Hz, 2 H), 4.11 - 4.20 (m, 1 H), 7.86 (dd, *J*=8.78, 1.37 Hz, 1 H), 8.07 (d, *J*=8.51 Hz, 1 H), 8.14 (s, 1 H), 8.19 (s, 1 H), 8.33 (dt, *J*=9.47, 2.26 Hz, 1 H), 8.52 (s, 1 H), 8.60 (s, 1 H), 8.80 (d, *J*=2.74 Hz, 1 H), 9.07 (s, 1 H), 9.13 (s, 1 H), 11.24 (s, 1 H); ESIMS found for C<sub>24</sub>H<sub>23</sub>FN<sub>6</sub>O *m/z* 431.2 (M+1).

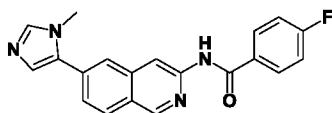


27

[0582] N<sup>2</sup>-Methyl-N<sup>5</sup>-(6-(1-(1-methylpiperidin-4-yl)-1H-pyrazol-4-yl)isoquinolin-3-yl)pyridine-2,5-dicarboxamide **27**.

[0583] Beige solid (23.0 mg, 0.049 mmol, 31.4% yield). <sup>1</sup>H NMR (499 MHz, DMSO-*d*<sub>6</sub>) δ ppm 1.96 - 2.12 (m, 6 H), 2.22 (s, 3 H), 2.89 (br s, 2 H), 2.85 (d, *J*=4.67 Hz, 3 H), 4.12 - 4.20

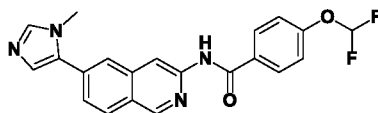
(m, 1 H), 7.86 (dd,  $J=8.51$ , 1.65 Hz, 1 H), 8.07 (d,  $J=8.51$  Hz, 1 H), 8.13 - 8.17 (m, 2 H), 8.19 (s, 1 H), 8.52 (s, 1 H), 8.55 (dd,  $J=7.96$ , 2.20 Hz, 1 H), 8.62 (s, 1 H), 8.94 (q,  $J=4.85$  Hz, 1 H), 9.13 (s, 1 H), 9.21 (d,  $J=1.92$  Hz, 1 H), 11.30 (s, 1 H); ESIMS found for  $C_{26}H_{27}N_7O_2$   $m/z$  470.2 (M+1).



28

[0584] 4-Fluoro-N-(6-(1-methyl-1H-imidazol-5-yl)isoquinolin-3-yl)benzamide **28**.

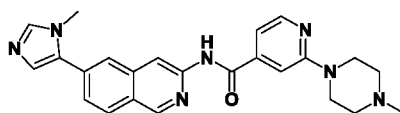
[0585] Beige solid (43.0 mg, 0.122 mmol, 46.7% yield).  $^1H$  NMR (499 MHz, METHANOL- $d_4$ )  $\delta$  ppm 3.86 (s, 3 H), 7.28 (t,  $J=8.78$  Hz, 2 H), 7.45 (br s, 1 H), 7.68 (d,  $J=8.51$  Hz, 1 H), 7.94 (br s, 1 H), 8.00 (s, 1 H), 8.06 - 8.15 (m, 3 H), 8.66 (s, 1 H), 9.13 (br s, 1 H); ESIMS found for  $C_{20}H_{15}FN_4O$   $m/z$  347.1 (M+1).



29

[0586] 4-(Difluoromethoxy)-N-(6-(1-methyl-1H-imidazol-5-yl)isoquinolin-3-yl)benzamide **29**.

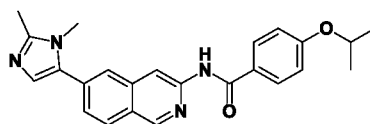
[0587] White solid (16.0 mg, 0.040 mmol, 15.6% yield).  $^1H$  NMR (499 MHz, DMSO- $d_6$ )  $\delta$  ppm 3.85 (3 H, s), 7.41 (1 H, t,  $J=73.70$  Hz), 7.31 (1 H, s), 7.32 (1 H, s), 7.33 (1 H, br s), 7.73 (1 H, dd,  $J=8.37$ , 1.51 Hz), 7.81 (1 H, s), 8.09 (1 H, s), 8.15 (1 H, d,  $J=8.51$  Hz), 8.16 - 8.17 (1 H, m), 8.17 - 8.21 (1 H, m), 8.69 (1 H, s), 9.22 (1 H, s), 10.96 (1 H, s); ESIMS found for  $C_{21}H_{16}F_2N_4O_2$   $m/z$  395.1 (M+1).



37

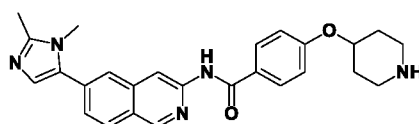
[0588] N-(6-(1-Methyl-1H-imidazol-5-yl)isoquinolin-3-yl)-2-(4-methylpiperazin-1-yl)isonicotinamide **37**.

[0589] White solid (102.0 mg, 0.239 mmol, 82.9% yield).  $^1H$  NMR (500 MHz, DMSO- $d_6$ )  $\delta$  ppm 2.23 (3 H, s), 2.38 - 2.46 (4 H, m), 3.55 - 3.64 (4 H, m), 3.85 (3 H, s), 7.16 (1 H, dd,  $J=5.08$ , 1.23 Hz), 7.33 (1 H, d,  $J=1.10$  Hz), 7.48 (1 H, s), 7.74 (1 H, dd,  $J=8.51$ , 1.65 Hz), 7.81 (1 H, s), 8.10 (1 H, d,  $J=0.82$  Hz), 8.15 (1 H, d,  $J=8.51$  Hz), 8.24 - 8.28 (1 H, m), 8.70 (1 H, s), 9.23 (1 H, s), 11.11 (1 H, s); ESIMS found for  $C_{24}H_{25}N_7O$   $m/z$  428.2 (M+1).

**40**

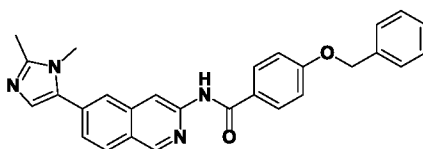
**[0590]** N-(6-(1,2-Dimethyl-1H-imidazol-5-yl)isoquinolin-3-yl)-4-isopropoxybenzamide **40**.

**[0591]** Light green solid (33.0 mg, 0.082 mmol, 31.7% yield).  $^1\text{H}$  NMR (500 MHz,  $\text{DMSO}-d_6$ )  $\delta$  ppm 1.31 (d,  $J=6.04$  Hz, 6 H), 2.47 (br s, 3 H), 3.71 (br s, 3 H), 4.75 (dq,  $J=12.06$ , 5.97, 5.97, 5.97, 5.97 Hz, 1 H), 7.03 (d,  $J=9.06$  Hz, 2 H), 7.32 (br s, 1 H), 7.65 (br d,  $J=8.23$  Hz, 1 H), 8.02 (br s, 1 H), 8.05 - 8.09 (m, 2 H), 8.15 (br d,  $J=8.51$  Hz, 1 H), 8.68 (br s, 1 H), 9.22 (br s, 1 H), 10.71 (br s, 1 H); ESIMS found for  $\text{C}_{24}\text{H}_{24}\text{N}_4\text{O}_2$   $m/z$  401.2 ( $\text{M}+1$ ).

**45**

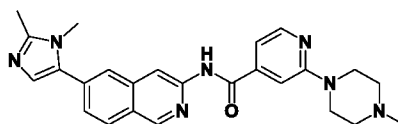
**[0592]** N-(6-(1,2-Dimethyl-1H-imidazol-5-yl)isoquinolin-3-yl)-4-(piperidin-4-yloxy)benzamide **45**.

**[0593]** White solid (30.0 mg, 0.065 mmol, 41.1% yield).  $^1\text{H}$  NMR (499 MHz,  $\text{DMSO}-d_6$ )  $\delta$  ppm 1.42 - 1.53 (m, 2 H), 1.91 - 1.98 (m, 2 H), 2.40 (s, 3 H), 2.55 - 2.63 (m, 2 H), 2.95 (dt,  $J=12.62$ , 4.12 Hz, 2 H), 3.68 (s, 3 H), 4.49 - 4.58 (m, 1 H), 7.06 (d,  $J=8.78$  Hz, 2 H), 7.13 (s, 1 H), 7.64 (dd,  $J=8.51$ , 1.65 Hz, 1 H), 7.97 (s, 1 H), 8.06 (d,  $J=8.78$  Hz, 2 H), 8.12 (d,  $J=8.51$  Hz, 1 H), 8.66 (s, 1 H), 9.19 (s, 1 H), 10.69 (s, 1 H); ESIMS found for  $\text{C}_{26}\text{H}_{27}\text{N}_5\text{O}_2$   $m/z$  442.1 ( $\text{M}+1$ ).

**47**

**[0594]** 4-(Benzyloxy)-N-(6-(1,2-dimethyl-1H-imidazol-5-yl)isoquinolin-3-yl)benzamide **47**.

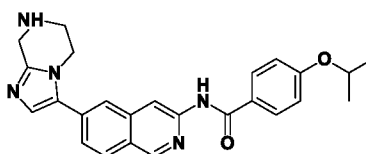
**[0595]** Beige solid (114.0 mg, 0.254 mmol, 64.8% yield).  $^1\text{H}$  NMR (499 MHz,  $\text{DMSO}-d_6$ )  $\delta$  ppm 2.41 (s, 3 H), 3.69 (s, 3 H), 5.22 (s, 2 H), 7.12 - 7.19 (m, 3 H), 7.31 - 7.38 (m, 1 H), 7.42 (t,  $J=7.41$  Hz, 2 H), 7.48 (d,  $J=7.14$  Hz, 2 H), 7.64 (dd,  $J=8.64$ , 1.51 Hz, 1 H), 7.99 (s, 1 H), 8.10 (d,  $J=8.78$  Hz, 2 H), 8.13 (d,  $J=8.51$  Hz, 1 H), 8.67 (s, 1 H), 9.20 (s, 1 H), 10.73 (s, 1 H); ESIMS found for  $\text{C}_{28}\text{H}_{24}\text{N}_4\text{O}_2$   $m/z$  449.2 ( $\text{M}+1$ ).



49

[0596] N-(6-(1,2-Dimethyl-1H-imidazol-5-yl)isoquinolin-3-yl)-2-(4-methylpiperazin-1-yl)isonicotinamide **49**.

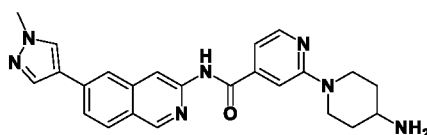
[0597] Beige solid (12.0 mg, 0.027 mmol, 11.4% yield).  $^1\text{H}$  NMR (499 MHz,  $\text{DMSO-}d_6$ )  $\delta$  ppm 2.24 (3 H, s), 2.40 (3 H, s), 2.41 - 2.44 (4 H, m), 3.53 - 3.64 (4 H, m), 3.68 (3 H, s), 7.14 (1 H, s), 7.16 (1 H, dd,  $J=5.21, 1.10$  Hz), 7.47 (1 H, s), 7.67 (1 H, dd,  $J=8.51, 1.65$  Hz), 8.00 (1 H, s), 8.14 (1 H, d,  $J=8.51$  Hz), 8.26 (1 H, d,  $J=4.94$  Hz), 8.67 (1 H, s), 9.22 (1 H, s), 11.09 (1 H, s); ESIMS found for  $\text{C}_{25}\text{H}_{27}\text{N}_7\text{O}$   $m/z$  442.0 ( $\text{M}+1$ ).



52

[0598] 4-Isopropoxy-N-(6-(5,6,7,8-tetrahydroimidazo[1,2-*a*]pyrazin-3-yl)isoquinolin-3-yl)benzamide **52**.

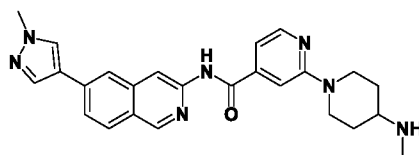
[0599] Beige solid (20.0 mg, 0.044 mmol, 27.0% yield).  $^1\text{H}$  NMR (499 MHz,  $\text{DMSO-}d_6$ )  $\delta$  ppm 1.31 (d,  $J=6.04$  Hz, 6 H), 2.79 (br s, 1 H), 3.08 (br t,  $J=5.21$  Hz, 2 H), 3.96 (s, 2 H), 4.13 (t,  $J=5.21$  Hz, 2 H), 4.75 (spt,  $J=6.04$  Hz, 1 H), 7.03 (d,  $J=8.78$  Hz, 2 H), 7.31 (s, 1 H), 7.69 (dd,  $J=8.64, 1.51$  Hz, 1 H), 8.01 (s, 1 H), 8.07 (d,  $J=8.78$  Hz, 2 H), 8.10 (d,  $J=8.78$  Hz, 1 H), 8.66 (s, 1 H), 9.17 (s, 1 H), 10.67 (s, 1 H); ESIMS found for  $\text{C}_{25}\text{H}_{25}\text{N}_5\text{O}_2$   $m/z$  428.2 ( $\text{M}+1$ ).



53

[0600] 2-(4-Aminopiperidin-1-yl)-N-(6-(1-methyl-1H-pyrazol-4-yl)isoquinolin-3-yl)isonicotinamide **53**.

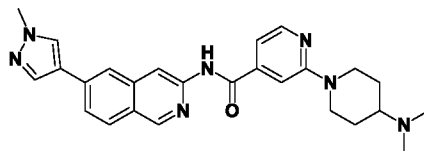
[0601] Off-white solid (195.0 mg, 0.456 mmol, 81.9% yield).  $^1\text{H}$  NMR (499 MHz,  $\text{DMSO-}d_6$ )  $\delta$  ppm 1.19 - 1.29 (2 H, m), 1.76 - 1.85 (2 H, m), 2.80 - 2.90 (1 H, m), 2.93 - 3.04 (2 H, m), 3.91 (3 H, s), 4.32 (2 H, br d,  $J=13.17$  Hz), 7.10 (1 H, dd,  $J=5.21, 1.10$  Hz), 7.45 (1 H, s), 7.81 (1 H, dd,  $J=8.51, 1.65$  Hz), 8.07 (1 H, d,  $J=8.78$  Hz), 8.11 (1 H, s), 8.13 (1 H, s), 8.23 (1 H, d,  $J=4.94$  Hz), 8.38 (1 H, s), 8.59 (1 H, s), 9.12 (1 H, s), 11.03 (1 H, br s); ESIMS found for  $\text{C}_{24}\text{H}_{25}\text{N}_7\text{O}$   $m/z$  428.2 ( $\text{M}+1$ ).



54

[0602] N-(6-(1-Methyl-1H-pyrazol-4-yl)isoquinolin-3-yl)-2-(4-(methylamino)piperidin-1-yl)isonicotinamide **54**.

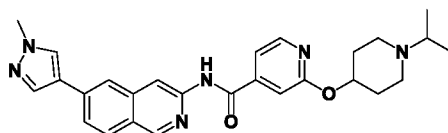
[0603] White solid (69.0 mg, 0.156 mmol, 41.0% yield).  $^1\text{H}$  NMR (499 MHz, DMSO- $d_6$ )  $\delta$  ppm 1.17 - 1.31 (m, 2 H), 1.88 (br d,  $J=10.43$  Hz, 2 H), 2.31 (s, 3 H), 2.52 - 2.60 (m, 1 H), 3.01 (br t,  $J=11.11$  Hz, 2 H), 3.91 (s, 3 H), 4.29 (br d,  $J=13.17$  Hz, 2 H), 7.10 (d,  $J=5.21$  Hz, 1 H), 7.44 (s, 1 H), 7.81 (d,  $J=8.51$  Hz, 1 H), 8.07 (d,  $J=8.51$  Hz, 1 H), 8.11 (s, 1 H), 8.13 (s, 1 H), 8.23 (d,  $J=4.94$  Hz, 1 H), 8.38 (s, 1 H), 8.59 (s, 1 H), 9.12 (s, 1 H), 11.03 (br s, 1 H); ESIMS found for  $\text{C}_{25}\text{H}_{27}\text{N}_7\text{O}$   $m/z$  442.2 (M+1).



55

[0604] 2-(4-(Dimethylamino)piperidin-1-yl)-N-(6-(1-methyl-1H-pyrazol-4-yl)isoquinolin-3-yl)isonicotinamide **55**.

[0605] Off-white solid (30.0 mg, 0.066 mmol, 31.3% yield).  $^1\text{H}$  NMR (499 MHz, DMSO- $d_6$ )  $\delta$  ppm 1.37 (2 H, qd,  $J=11.94$ , 3.70 Hz), 1.83 (2 H, br d,  $J=11.25$  Hz), 2.19 (6 H, s), 2.30 - 2.40 (1 H, m), 2.83 - 2.94 (2 H, m), 3.91 (3 H, s), 4.44 (2 H, br d,  $J=13.17$  Hz), 7.11 (1 H, dd,  $J=5.21$ , 1.10 Hz), 7.45 (1 H, s), 7.81 (1 H, dd,  $J=8.51$ , 1.65 Hz), 8.07 (1 H, d,  $J=8.51$  Hz), 8.11 (1 H, s), 8.13 (1 H, s), 8.24 (1 H, d,  $J=5.21$  Hz), 8.38 (1 H, s), 8.59 (1 H, s), 9.12 (1 H, s), 11.03 (1 H, s); ESIMS found for  $\text{C}_{26}\text{H}_{29}\text{N}_7\text{O}$   $m/z$  456.2 (M+1).

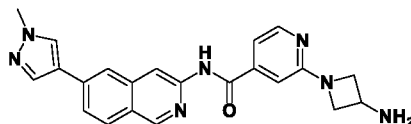


56

[0606] 2-((1-Isopropylpiperidin-4-yl)oxy)-N-(6-(1-methyl-1H-pyrazol-4-yl)isoquinolin-3-yl)isonicotinamide **56**.

[0607] White solid (20.0 mg, 0.043 mmol, 12.1% yield).  $^1\text{H}$  NMR (499 MHz, DMSO- $d_6$ )  $\delta$  ppm 0.99 (d,  $J=6.31$  Hz, 6 H), 1.61 - 1.71 (m, 2 H), 1.96 - 2.05 (m, 2 H), 2.28 - 2.39 (m, 2 H), 2.68 - 2.79 (m, 3 H), 3.91 (s, 3 H), 4.98 - 5.07 (m, 1 H), 7.35 (s, 1 H), 7.50 (dd,  $J=5.35$ , 1.51 Hz, 1

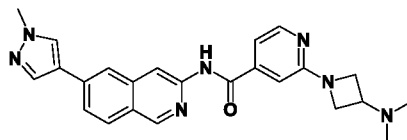
H), 7.82 (dd,  $J=8.64, 1.51$  Hz, 1 H), 8.06 (d,  $J=8.51$  Hz, 1 H), 8.11 (d,  $J=0.82$  Hz, 1 H), 8.15 (s, 1 H), 8.31 (d,  $J=5.76$  Hz, 1 H), 8.38 (s, 1 H), 8.57 (s, 1 H), 9.12 (s, 1 H), 11.06 (s, 1 H); ESIMS found for  $C_{27}H_{30}N_6O_2$   $m/z$  471.2 (M+1).



57

**[0608]** 2-(3-Aminoazetidin-1-yl)-N-(6-(1-methyl-1H-pyrazol-4-yl)isoquinolin-3-yl)isonicotinamide **57**.

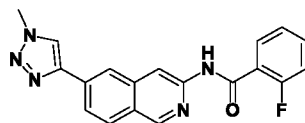
**[0609]** Off-white solid (200.4 mg, 0.502 mmol, 65.7% yield).  $^1H$  NMR (499 MHz, DMSO- $d_6$ )  $\delta$  ppm 2.17 (br s, 2 H), 3.62 (dd,  $J=8.10, 5.90$  Hz, 2 H), 3.80 - 3.89 (m, 1 H), 4.19 (t,  $J=7.68$  Hz, 2 H), 7.01 (s, 1 H), 7.14 (dd,  $J=5.21, 1.37$  Hz, 1 H), 7.81 (dd,  $J=8.64, 1.51$  Hz, 1 H), 8.07 (d,  $J=8.51$  Hz, 1 H), 8.11 (s, 1 H), 8.13 (s, 1 H), 8.19 (d,  $J=5.21$  Hz, 1 H), 8.38 (s, 1 H), 8.58 (s, 1 H), 9.12 (s, 1 H), 10.97 (s, 1 H); ESIMS found for  $C_{22}H_{21}N_7O$   $m/z$  400.2 (M+1).



59

**[0610]** 2-(3-(Dimethylamino)azetidin-1-yl)-N-(6-(1-methyl-1H-pyrazol-4-yl)isoquinolin-3-yl)isonicotinamide **59**.

**[0611]** Off-white solid (286.7 mg, 0.671 mmol, 77.6% yield).  $^1H$  NMR (499 MHz, DMSO- $d_6$ )  $\delta$  ppm 2.14 (6 H, s), 3.19 - 3.26 (1 H, m), 3.81 (2 H, dd,  $J=8.51, 5.21$  Hz), 3.91 (3 H, s), 4.04 - 4.12 (2 H, m), 7.03 (1 H, s), 7.15 (1 H, dd,  $J=5.21, 1.65$  Hz), 7.81 (1 H, dd,  $J=8.51, 1.65$  Hz), 8.06 (1 H, d,  $J=8.78$  Hz), 8.10 (1 H, d,  $J=0.82$  Hz), 8.13 (1 H, s), 8.21 (1 H, d,  $J=5.21$  Hz), 8.37 (1 H, s), 8.57 (1 H, s), 9.12 (1 H, s), 10.92 (1 H, s); ESIMS found for  $C_{24}H_{25}N_7O$   $m/z$  428.0 (M+1).



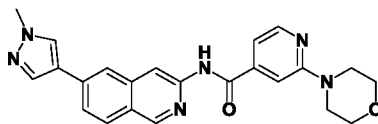
60

**[0612]** 2-Fluoro-N-(6-(1-methyl-1H-1,2,3-triazol-4-yl)isoquinolin-3-yl)benzamide **60**.

**[0613]** Off-white solid (18.0 mg, 0.052 mmol, 13.0% yield).  $^1H$  NMR (499 MHz, DMSO- $d_6$ )  $\delta$  ppm 4.15 (s, 3 H), 7.32 - 7.39 (m, 2 H), 7.55 - 7.65 (m, 1 H), 7.76 (td,  $J=7.55, 1.65$



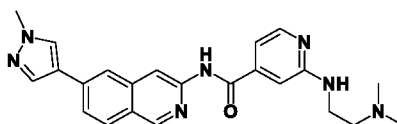
Hz, 1 H), 8.08 (dd,  $J=8.51$ , 1.65 Hz, 1 H), 8.16 (d,  $J=8.78$  Hz, 1 H), 8.39 (s, 1 H), 8.64 (s, 1 H), 8.75 (s, 1 H), 9.17 (s, 1 H), 10.88 (s, 1 H); ESIMS found for  $C_{19}H_{14}FN_5O$   $m/z$  348.2 (M+1).



61

**[0614]** N-(6-(1-Methyl-1H-pyrazol-4-yl)isoquinolin-3-yl)-2-morpholinoisonicotinamide **61**.

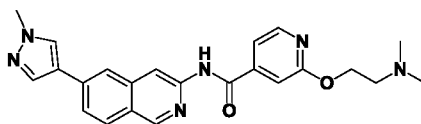
**[0615]** Tan solid (72.9 mg, 0.176 mmol, 60.9% yield).  $^1H$  NMR (499 MHz, DMSO- $d_6$ )  $\delta$  ppm 3.54 - 3.61 (m, 4 H), 3.71 - 3.77 (m, 4 H), 3.91 (s, 3 H), 7.21 (dd,  $J=5.08$ , 1.23 Hz, 1 H), 7.47 (s, 1 H), 7.81 (dd,  $J=8.51$ , 1.65 Hz, 1 H), 8.07 (d,  $J=8.78$  Hz, 1 H), 8.11 (s, 1 H), 8.14 (s, 1 H), 8.29 (d,  $J=5.21$  Hz, 1 H), 8.38 (s, 1 H), 8.60 (s, 1 H), 9.13 (s, 1 H), 11.05 (s, 1 H); ESIMS found for  $C_{23}H_{22}N_6O_2$   $m/z$  415.2 (M+1).



62

**[0616]** 2-((2-(Dimethylamino)ethyl)amino)-N-(6-(1-methyl-1H-pyrazol-4-yl)isoquinolin-3-yl)isonicotinamide **62**.

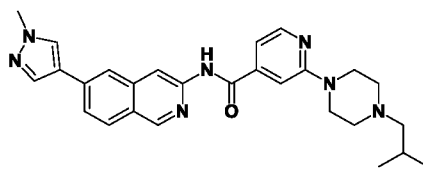
**[0617]** Tan solid (79.2 mg, 0.191 mmol, 66.0% yield).  $^1H$  NMR (499 MHz, DMSO- $d_6$ )  $\delta$  ppm 2.19 (s, 6 H), 2.43 (t,  $J=6.72$  Hz, 2 H), 3.35 - 3.43 (m, 2 H), 3.91 (s, 3 H), 6.61 (t,  $J=5.49$  Hz, 1 H), 7.02 (dd,  $J=5.21$ , 1.37 Hz, 1 H), 7.04 (s, 1 H), 7.81 (dd,  $J=8.51$ , 1.65 Hz, 1 H), 8.06 (d,  $J=8.78$  Hz, 1 H), 8.08 - 8.12 (m, 2 H), 8.14 (s, 1 H), 8.38 (s, 1 H), 8.56 (s, 1 H), 9.11 (s, 1 H), 10.80 (s, 1 H); ESIMS found for  $C_{23}H_{25}N_7O$   $m/z$  416.2 (M+1).



63

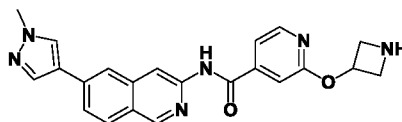
**[0618]** 2-(2-(Dimethylamino)ethoxy)-N-(6-(1-methyl-1H-pyrazol-4-yl)isoquinolin-3-yl)isonicotinamide **63**.

**[0619]** Tan solid (84.1 mg, 0.202 mmol, 70.1% yield).  $^1H$  NMR (499 MHz, DMSO- $d_6$ )  $\delta$  ppm 2.23 (s, 6 H), 2.65 (t,  $J=5.76$  Hz, 2 H), 3.91 (s, 3 H), 4.41 (t,  $J=5.90$  Hz, 2 H), 7.39 (d,  $J=0.82$  Hz, 1 H), 7.53 (dd,  $J=5.21$ , 1.37 Hz, 1 H), 7.82 (dd,  $J=8.51$ , 1.65 Hz, 1 H), 8.07 (d,  $J=8.51$  Hz, 1 H), 8.11 (s, 1 H), 8.15 (s, 1 H), 8.33 (d,  $J=5.21$  Hz, 1 H), 8.38 (s, 1 H), 8.58 (s, 1 H), 9.12 (s, 1 H), 11.08 (s, 1 H); ESIMS found for  $C_{23}H_{24}N_6O_2$   $m/z$  417.2 (M+1).

**64**

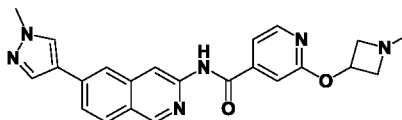
**[0620]** 2-(4-Isobutylpiperazin-1-yl)-N-(6-(1-methyl-1H-pyrazol-4-yl)isoquinolin-3-yl)isonicotinamide **64**.

**[0621]** Off-white solid (61.3 mg, 0.131 mmol, 45.2% yield). <sup>1</sup>H NMR (499 MHz, DMSO-*d*<sub>6</sub>) δ ppm 0.90 (d, *J*=6.59 Hz, 6 H), 1.83 (dquin, *J*=13.48, 6.85, 6.85, 6.85, 6.85 Hz, 1 H), 2.09 (d, *J*=7.41 Hz, 2 H), 2.45 (br t, *J*=4.94 Hz, 4 H), 3.57 - 3.64 (m, 4 H), 3.91 (s, 3 H), 7.12 - 7.18 (m, 1 H), 7.45 (s, 1 H), 7.81 (dd, *J*=8.51, 1.37 Hz, 1 H), 8.07 (d, *J*=8.51 Hz, 1 H), 8.11 (s, 1 H), 8.14 (s, 1 H), 8.25 (d, *J*=5.21 Hz, 1 H), 8.38 (s, 1 H), 8.59 (s, 1 H), 9.12 (s, 1 H), 11.04 (s, 1 H); ESIMS found for C<sub>27</sub>H<sub>31</sub>N<sub>7</sub>O *m/z* 470.2 (M+1).

**65**

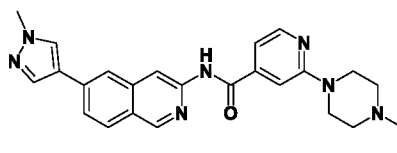
**[0622]** 2-(Azetidin-3-yloxy)-N-(6-(1-methyl-1H-pyrazol-4-yl)isoquinolin-3-yl)isonicotinamide **65**.

**[0623]** Off-white solid (64.9 mg, 0.162 mmol, 23.1% yield). <sup>1</sup>H NMR (499 MHz, DMSO-*d*<sub>6</sub>) δ ppm 3.51 - 3.58 (m, 2 H), 3.77 (br t, *J*=7.68 Hz, 2 H), 3.91 (s, 3 H), 5.39 (quin, *J*=6.24 Hz, 1 H), 7.40 (s, 1 H), 7.54 (dd, *J*=5.21, 1.37 Hz, 1 H), 7.82 (dd, *J*=8.51, 1.37 Hz, 1 H), 8.07 (d, *J*=8.51 Hz, 1 H), 8.11 (s, 1 H), 8.15 (s, 1 H), 8.30 (d, *J*=5.21 Hz, 1 H), 8.38 (s, 1 H), 8.58 (s, 1 H), 9.13 (s, 1 H), 11.09 (br s, 1 H); ESIMS found for C<sub>22</sub>H<sub>20</sub>N<sub>6</sub>O<sub>2</sub> *m/z* 401.2 (M+1).

**66**

**[0624]** N-(6-(1-Methyl-1H-pyrazol-4-yl)isoquinolin-3-yl)-2-((1-methylazetidin-3-yl)oxy)isonicotinamide **66**.

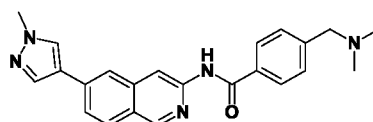
**[0625]** Off-white solid (144.0 mg, 0.347 mmol, 48.1% yield). <sup>1</sup>H NMR (499 MHz, DMSO-*d*<sub>6</sub>) δ ppm 2.30 (3 H, s), 2.99 - 3.05 (2 H, m), 3.69 - 3.77 (2 H, m), 3.91 (3 H, s), 5.16 (1 H, quin, *J*=5.76 Hz), 7.40 (1 H, d, *J*=1.37 Hz), 7.55 (1 H, dd, *J*=5.21, 1.37 Hz), 7.82 (1 H, dd, *J*=8.51, 1.65 Hz), 8.07 (1 H, d, *J*=8.78 Hz), 8.11 (1 H, s), 8.15 (1 H, s), 8.30 (1 H, d, *J*=5.49 Hz), 8.38 (1 H, s), 8.58 (1 H, s), 9.12 (1 H, s), 11.09 (1 H, s); ESIMS found for C<sub>23</sub>H<sub>22</sub>N<sub>6</sub>O<sub>2</sub> *m/z* 415.0 (M+1).



67

[0626] 2-(4-Ethylpiperazin-1-yl)-N-(6-(1-methyl-1H-pyrazol-4-yl)isoquinolin-3-yl)isonicotinamide **67**.

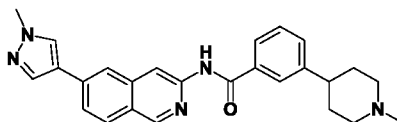
[0627] Tan solid (98.3 mg, 0.223 mmol, 77.1% yield). <sup>1</sup>H NMR (499 MHz, DMSO-*d*<sub>6</sub>) δ ppm 1.05 (3 H, t, *J*=7.27 Hz), 2.38 (2 H, q, *J*=7.14 Hz), 2.46 - 2.49 (4 H, m), 3.57 - 3.64 (4 H, m), 3.91 (3 H, s), 7.16 (1 H, dd, *J*=4.94, 1.10 Hz), 7.46 (1 H, s), 7.81 (1 H, dd, *J*=8.51, 1.65 Hz), 8.07 (1 H, d, *J*=8.51 Hz), 8.11 (1 H, s), 8.14 (1 H, s), 8.26 (1 H, d, *J*=5.21 Hz), 8.38 (1 H, s), 8.59 (1 H, s), 9.12 (1 H, s), 11.04 (1 H, s) ESIMS found for C<sub>25</sub>H<sub>27</sub>N<sub>7</sub>O *m/z* 442.2 (M+1).



71

[0628] 4-((Dimethylamino)methyl)-N-(6-(1-methyl-1H-pyrazol-4-yl)isoquinolin-3-yl)benzamide **71**.

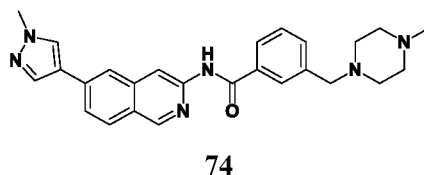
[0629] Off-white solid (15.2 mg, 0.039 mmol, 14.1% yield). <sup>1</sup>H NMR (499 MHz, DMSO-*d*<sub>6</sub>) δ ppm 2.19 (6 H, s), 3.49 (2 H, s), 3.91 (3 H, s), 7.44 (2 H, d, *J*=8.23 Hz), 7.79 (1 H, dd, *J*=8.51, 1.65 Hz), 8.05 (3 H, d, *J*=8.23 Hz), 8.10 (1 H, s), 8.12 (1 H, s), 8.36 (1 H, s), 8.59 (1 H, s), 9.11 (1 H, s), 10.70 (1 H, s); ESIMS found for C<sub>23</sub>H<sub>23</sub>N<sub>5</sub>O *m/z* 386.0 (M+1).



72

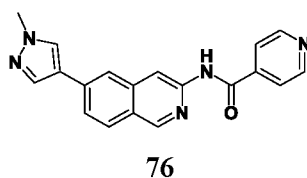
[0630] N-(6-(1-Methyl-1H-pyrazol-4-yl)isoquinolin-3-yl)-3-(1-methylpiperidin-4-yl)benzamide **72**.

[0631] Off-white solid (78.0 mg, 0.174 mmol, 75.6% yield). <sup>1</sup>H NMR (499 MHz, DMSO-*d*<sub>6</sub>) δ ppm 1.72 - 1.84 (4 H, m), 2.00 (2 H, td, *J*=10.91, 3.16 Hz), 2.22 (3 H, s), 2.52 - 2.60 (1 H, m), 2.90 (2 H, br d, *J*=11.25 Hz), 3.91 (3 H, s), 7.40 - 7.51 (2 H, m), 7.79 (1 H, dd, *J*=8.51, 1.37 Hz), 7.89 (1 H, br d, *J*=7.41 Hz), 8.01 (1 H, s), 8.05 (1 H, d, *J*=8.51 Hz), 8.10 (1 H, s), 8.12 (1 H, s), 8.37 (1 H, s), 8.59 (1 H, s), 9.11 (1 H, s), 10.80 (1 H, s); ESIMS found for C<sub>26</sub>H<sub>27</sub>N<sub>5</sub>O *m/z* 426.05 (M+1).



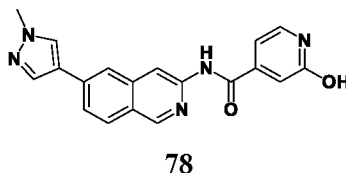
**[0632]** N-(6-(1-Methyl-1H-pyrazol-4-yl)isoquinolin-3-yl)-3-((4-methylpiperazin-1-yl)methyl)benzamide **74**.

**[0633]** Off-white solid (65.0 mg, 0.196 mmol, 33.1% yield). <sup>1</sup>H NMR (499 MHz, DMSO-*d*<sub>6</sub>) δ ppm 2.16 (3 H, s), 2.27 - 2.38 (4 H, m), 2.38 - 2.45 (4 H, m), 3.54 (2 H, s), 3.92 (3 H, s), 7.44 - 7.50 (1 H, m), 7.50 - 7.55 (1 H, m), 7.79 (1 H, dd, *J*=8.64, 1.51 Hz), 7.96 (1 H, br d, *J*=7.68 Hz), 7.98 (1 H, s), 8.06 (1 H, d, *J*=8.51 Hz), 8.10 (1 H, s), 8.12 (1 H, s), 8.37 (1 H, s), 8.58 (1 H, s), 9.11 (1 H, s), 10.74 (1 H, s); ESIMS found for C<sub>26</sub>H<sub>28</sub>N<sub>6</sub>O *m/z* 441.0 (M+1).



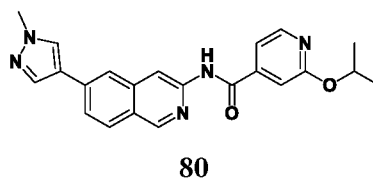
**[0634]** N-(6-(1-Methyl-1H-pyrazol-4-yl)isoquinolin-3-yl)isonicotinamide **76**.

**[0635]** Brown solid (80 mg, 0.243 mmol, 41.9% yield). <sup>1</sup>H NMR (499 MHz, DMSO-*d*<sub>6</sub>) δ ppm 3.91 (3 H, s), 7.84 (1 H, dd, *J*=8.51, 1.65 Hz), 8.09 (1 H, d, *J*=8.51 Hz), 8.12 (1 H, s), 8.16 - 8.21 (3 H, m), 8.39 (1 H, s), 8.60 (1 H, s), 8.92 (2 H, d, *J*=6.31 Hz), 9.16 (1 H, s), 11.38 (1 H, s); ESIMS found for C<sub>19</sub>H<sub>15</sub>N<sub>5</sub>O *m/z* 330.1 (M+1).



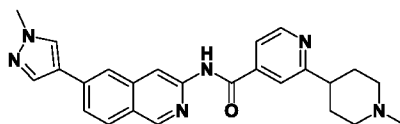
**[0636]** 2-Hydroxy-N-(6-(1-methyl-1H-pyrazol-4-yl)isoquinolin-3-yl)isonicotinamide **78**.

**[0637]** Off-white solid (89.0 mg, 0.258 mmol, 21.0% yield). <sup>1</sup>H NMR (499 MHz, DMSO-*d*<sub>6</sub>) δ ppm 3.91 (3 H, s), 6.62 (1 H, dd, *J*=6.72, 1.51 Hz), 6.92 (1 H, d, *J*=1.10 Hz), 7.50 (1 H, d, *J*=6.59 Hz), 7.81 (1 H, dd, *J*=8.51, 1.37 Hz), 8.06 (1 H, d, *J*=8.51 Hz), 8.10 (1 H, s), 8.14 (1 H, s), 8.37 (1 H, s), 8.53 (1 H, s), 9.11 (1 H, s), 10.97 (1 H, s), 11.81 (1 H, br s); ESIMS found for C<sub>19</sub>H<sub>15</sub>N<sub>5</sub>O<sub>2</sub> *m/z* 345.9 (M+1).



**[0638]** 2-Isopropoxy-N-(6-(1-methyl-1H-pyrazol-4-yl)isoquinolin-3-yl)isonicotinamide **80**.

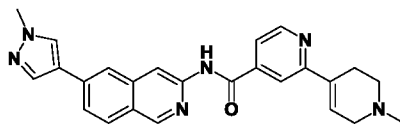
**[0639]** Off-white solid (49.2 mg, 0.127 mmol, 38.0% yield). <sup>1</sup>H NMR (499 MHz, DMSO-*d*<sub>6</sub>) δ ppm 1.33 (6 H, d, *J*=6.31 Hz), 3.91 (3 H, s), 5.30 (1 H, spt, *J*=6.17 Hz), 7.30 (1 H, s), 7.50 (1 H, dd, *J*=5.35, 1.51 Hz), 7.82 (1 H, dd, *J*=8.51, 1.65 Hz), 8.06 (1 H, d, *J*=8.51 Hz), 8.11 (1 H, s), 8.15 (1 H, s), 8.32 (1 H, d, *J*=5.21 Hz), 8.38 (1 H, s), 8.58 (1 H, s), 9.12 (1 H, s), 11.05 (1 H, s); ESIMS found for C<sub>22</sub>H<sub>21</sub>N<sub>5</sub>O<sub>2</sub> *m/z* 388.2 (M+1).



**84**

**[0640]** N-(6-(1-Methyl-1H-pyrazol-4-yl)isoquinolin-3-yl)-2-(1-methylpiperidin-4-yl)isonicotinamide **84**.

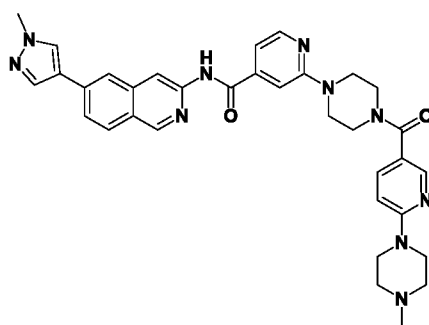
**[0641]** Off-white solid (100.0 mg, 0.235 mmol, 49.8% yield). <sup>1</sup>H NMR (500 MHz, DMSO-*d*<sub>6</sub>) δ ppm 1.77 - 1.92 (4 H, m), 2.00 (2 H, td, *J*=11.60, 2.61 Hz), 2.21 (3 H, s), 2.72 (1 H, tt, *J*=11.49, 4.15 Hz), 2.85 - 2.93 (2 H, m), 3.91 (3 H, s), 7.76 (1 H, dd, *J*=5.21, 1.65 Hz), 7.82 (1 H, dd, *J*=8.51, 1.65 Hz), 7.91 (1 H, s), 8.07 (1 H, d, *J*=8.51 Hz), 8.12 (1 H, d, *J*=0.82 Hz), 8.15 (1 H, d, *J*=0.82 Hz), 8.39 (1 H, s), 8.60 (1 H, s), 8.66 - 8.71 (1 H, m), 9.13 (1 H, s), 11.17 (1 H, s); ESIMS found for C<sub>25</sub>H<sub>26</sub>N<sub>6</sub>O *m/z* 427.0 (M+1).



**85**

**[0642]** 1'-Methyl-N-(6-(1-methyl-1H-pyrazol-4-yl)isoquinolin-3-yl)-1',2',3',6'-tetrahydro-[2,4'-bipyridine]-4-carboxamide **85**.

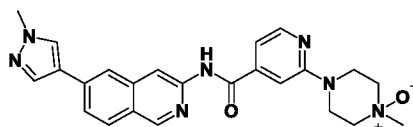
**[0643]** Off-white solid (89.0 mg, 0.210 mmol, 17.1% yield). <sup>1</sup>H NMR (499 MHz, DMSO-*d*<sub>6</sub>) δ ppm 2.31 (3 H, s), 2.57 - 2.63 (2 H, m), 2.63 - 2.70 (2 H, m), 3.11 (2 H, br d, *J*=3.02 Hz), 3.91 (3 H, s), 6.89 (1 H, t, *J*=3.43 Hz), 7.78 (1 H, dd, *J*=4.94, 1.37 Hz), 7.82 (1 H, dd, *J*=8.51, 1.65 Hz), 8.08 (1 H, d, *J*=8.51 Hz), 8.11 (1 H, s), 8.16 (2 H, d, *J*=6.04 Hz), 8.38 (1 H, s), 8.61 (1 H, s), 8.71 (1 H, d, *J*=4.94 Hz), 9.14 (1 H, s), 11.23 (1 H, s); ESIMS found for C<sub>25</sub>H<sub>24</sub>N<sub>6</sub>O *m/z* 425.0 (M+1).



86

**[0644]** N-(6-(1-Methyl-1H-pyrazol-4-yl)isoquinolin-3-yl)-2-(4-(4-methylpiperazin-1-yl)nicotinoyl)piperazin-1-ylisonicotinamide **86**.

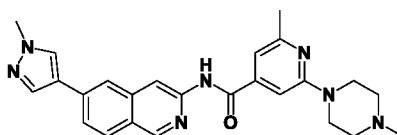
**[0645]** Off-white solid (30.0 mg, 0.049 mmol, 89.4% yield). <sup>1</sup>H NMR (499 MHz, Solvent) δ ppm 2.21 (3 H, s), 2.36 - 2.41 (4 H, m), 3.42 (2 H, br s), 3.49 - 3.56 (4 H, m), 3.64 (2 H, br s), 3.75 (4 H, br s), 3.91 (3 H, s), 6.64 (1 H, dd, *J*=5.08, 0.96 Hz), 6.82 (1 H, s), 7.20 (1 H, dd, *J*=5.21, 1.10 Hz), 7.49 (1 H, s), 7.81 (1 H, dd, *J*=8.64, 1.51 Hz), 8.07 (1 H, d, *J*=8.51 Hz), 8.11 (1 H, d, *J*=0.82 Hz), 8.14 (1 H, s), 8.18 (1 H, d, *J*=4.94 Hz), 8.29 (1 H, d, *J*=5.21 Hz), 8.38 (1 H, s), 8.60 (1 H, s), 9.13 (1 H, s), 11.06 (1 H, s); ESIMS found for C<sub>34</sub>H<sub>36</sub>N<sub>10</sub>O<sub>2</sub> *m/z* 617.3 (M+1).



87

**[0646]** 1-Methyl-4-(4-((6-(1-methyl-1H-pyrazol-4-yl)isoquinolin-3-yl)carbamoyl)pyridin-2-yl)piperazine 1-oxide **87**.

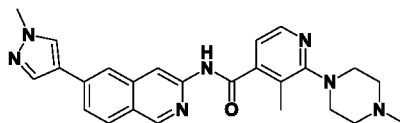
**[0647]** White solid (65.0 mg, 0.147 mmol, 57.5% yield). <sup>1</sup>H NMR (499 MHz, DMSO-*d*<sub>6</sub>) δ ppm 2.99 (2 H, br d, *J*=10.70 Hz), 3.11 (3 H, s), 3.41 (2 H, td, *J*=11.53, 3.29 Hz), 3.61 - 3.72 (2 H, m), 3.91 (3 H, s), 4.25 (2 H, br d, *J*=13.17 Hz), 7.20 (1 H, dd, *J*=5.08, 1.23 Hz), 7.55 (1 H, s), 7.82 (1 H, dd, *J*=8.51, 1.65 Hz), 8.07 (1 H, d, *J*=8.51 Hz), 8.11 (1 H, s), 8.14 (1 H, s), 8.29 (1 H, d, *J*=5.21 Hz), 8.38 (1 H, s), 8.60 (1 H, s), 9.13 (1 H, s), 11.10 (1 H, s); ESIMS found for C<sub>24</sub>H<sub>25</sub>N<sub>7</sub>O<sub>2</sub> *m/z* 444.2 (M+1).



88

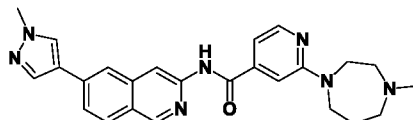
**[0648]** 2-Methyl-N-(6-(1-methyl-1H-pyrazol-4-yl)isoquinolin-3-yl)-6-(4-methylpiperazin-1-yl)isonicotinamide **88**.

**[0649]** Brown solid (33.2 mg, 0.075 mmol, 26.8% yield).  $^1\text{H}$  NMR (499 MHz, DMSO- $d_6$ )  $\delta$  ppm 2.23 (3 H, s), 2.39 (3 H, s), 2.40 - 2.44 (4 H, m), 3.54 - 3.62 (4 H, m), 3.91 (3 H, s), 7.04 (1 H, s), 7.26 (1 H, s), 7.81 (1 H, dd,  $J=8.51$ , 1.65 Hz), 8.06 (1 H, d,  $J=8.51$  Hz), 8.11 (1 H, s), 8.14 (1 H, d,  $J=0.82$  Hz), 8.38 (1 H, s), 8.58 (1 H, s), 9.12 (1 H, s), 10.94 (1 H, s); ESIMS found for  $\text{C}_{25}\text{H}_{27}\text{N}_7\text{O}$   $m/z$  442.2 ( $M+1$ ).

**89**

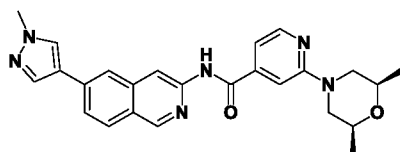
**[0650]** 3-Methyl-N-(6-(1-methyl-1H-pyrazol-4-yl)isoquinolin-3-yl)-2-(4-methylpiperazin-1-yl)isonicotinamide **89**.

**[0651]** Brown solid (18.8 mg, 0.043 mmol, 11.2% yield).  $^1\text{H}$  NMR (499 MHz, DMSO- $d_6$ )  $\delta$  ppm 2.24 (3 H, s), 2.29 (3 H, s), 2.45 - 2.54 (4 H, m), 3.09 (4 H, br s), 3.91 (3 H, s), 7.08 (1 H, d,  $J=4.94$  Hz), 7.80 (1 H, dd,  $J=8.51$ , 1.65 Hz), 8.04 (1 H, d,  $J=8.78$  Hz), 8.11 (1 H, s), 8.16 (1 H, s), 8.21 (1 H, d,  $J=4.94$  Hz), 8.38 (1 H, s), 8.58 (1 H, s), 9.07 (1 H, s), 11.00 (1 H, s); ESIMS found for  $\text{C}_{25}\text{H}_{27}\text{N}_7\text{O}$   $m/z$  442.2 ( $M+1$ ).

**90**

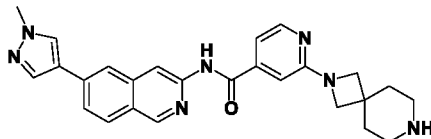
**[0652]** 2-(4-Methyl-1,4-diazepan-1-yl)-N-(6-(1-methyl-1H-pyrazol-4-yl)isoquinolin-3-yl)isonicotinamide **90**.

**[0653]** Off-white solid (82.0 mg, 0.186 mmol, 32.3% yield).  $^1\text{H}$  NMR (499 MHz, DMSO- $d_6$ )  $\delta$  ppm 1.93 (2 H, quin,  $J=5.76$  Hz), 2.27 (3 H, s), 2.48 (2 H, br s), 2.59 - 2.67 (2 H, m), 3.69 (2 H, t,  $J=6.17$  Hz), 3.78 - 3.85 (2 H, m), 3.91 (3 H, s), 7.05 (1 H, dd,  $J=5.08$ , 0.96 Hz), 7.21 (1 H, s), 7.81 (1 H, dd,  $J=8.51$ , 1.65 Hz), 8.07 (1 H, d,  $J=8.78$  Hz), 8.11 (1 H, s), 8.13 (1 H, s), 8.20 (1 H, d,  $J=4.94$  Hz), 8.38 (1 H, s), 8.59 (1 H, s), 9.12 (1 H, s), 11.02 (1 H, s); ESIMS found for  $\text{C}_{25}\text{H}_{27}\text{N}_7\text{O}$   $m/z$  442.2 ( $M+1$ ).

**91**

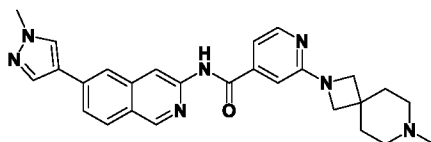
**[0654]** 2-((2S,6R)-2,6-Dimethylmorpholino)-N-(6-(1-methyl-1H-pyrazol-4-yl)isoquinolin-3-yl)isonicotinamide **91**.

**[0655]** Tan solid (32.0 mg, 0.072 mmol, 31.9% yield). <sup>1</sup>H NMR (499 MHz, DMSO-*d*<sub>6</sub>) δ ppm 1.20 (6 H, d, *J*=6.04 Hz), 2.44 - 2.49 (2 H, m), 3.60 - 3.70 (2 H, m), 3.91 (3 H, s), 4.28 (2 H, br dd, *J*=12.76, 1.51 Hz), 7.18 (1 H, dd, *J*=5.21, 1.37 Hz), 7.44 (1 H, s), 7.81 (1 H, dd, *J*=8.51, 1.65 Hz), 8.07 (1 H, d, *J*=8.78 Hz), 8.10 (1 H, d, *J*=0.82 Hz), 8.13 (1 H, s), 8.27 (1 H, d, *J*=5.49 Hz), 8.37 (1 H, s), 8.58 (1 H, s), 9.12 (1 H, s), 10.94 (1 H, s); ESIMS found for C<sub>25</sub>H<sub>26</sub>N<sub>6</sub>O<sub>2</sub> *m/z* 443.0 (M+1).

**92**

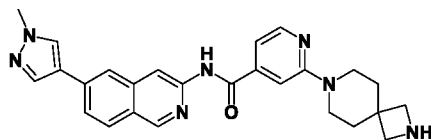
**[0656]** N-(6-(1-Methyl-1H-pyrazol-4-yl)isoquinolin-3-yl)-2-(2,7-diazaspiro[3.5]nonan-2-yl)isonicotinamide **92**.

**[0657]** Off-white solid (120.0 mg, 0.265 mmol, 47.1% yield). <sup>1</sup>H NMR (499 MHz, DMSO-*d*<sub>6</sub>) δ ppm 1.66 (4 H, br t, *J*=4.94 Hz), 2.66 (4 H, br s), 3.73 (4 H, s), 3.91 (3 H, s), 7.02 (1 H, s), 7.12 (1 H, dd, *J*=5.21, 1.37 Hz), 7.81 (1 H, dd, *J*=8.64, 1.51 Hz), 8.07 (1 H, d, *J*=8.51 Hz), 8.11 (1 H, s), 8.13 (1 H, s), 8.19 (1 H, d, *J*=4.94 Hz), 8.38 (1 H, s), 8.58 (1 H, s), 9.12 (1 H, s), 10.96 (1 H, br s); ESIMS found for C<sub>26</sub>H<sub>27</sub>N<sub>7</sub>O *m/z* 454.2 (M+1).

**93**

**[0658]** N-(6-(1-Methyl-1H-pyrazol-4-yl)isoquinolin-3-yl)-2-(7-methyl-2,7-diazaspiro[3.5]nonan-2-yl)isonicotinamide **93**.

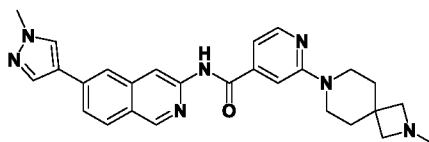
**[0659]** White solid (63.9 mg, 0.137 mmol, 77.5% yield). <sup>1</sup>H NMR (499 MHz, DMSO-*d*<sub>6</sub>) δ ppm 1.76 (4 H, br t, *J*=5.21 Hz), 2.15 (3 H, s), 2.27 (4 H, br s), 3.74 (4 H, s), 3.91 (3 H, s), 7.03 (1 H, s), 7.13 (1 H, dd, *J*=5.21, 1.37 Hz), 7.81 (1 H, dd, *J*=8.51, 1.65 Hz), 8.07 (1 H, d, *J*=8.51 Hz), 8.11 (1 H, s), 8.13 (1 H, s), 8.20 (1 H, d, *J*=5.76 Hz), 8.38 (1 H, s), 8.58 (1 H, s), 9.12 (1 H, s), 10.96 (1 H, s); ESIMS found for C<sub>27</sub>H<sub>29</sub>N<sub>7</sub>O *m/z* 468.1 (M+1).

**94**



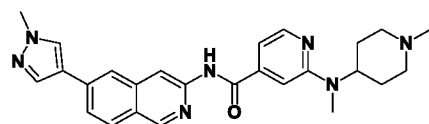
[0660] N-(6-(1-Methyl-1H-pyrazol-4-yl)isoquinolin-3-yl)-2-(2,7-diazaspiro[3.5]nonan-7-yl)isonicotinamide **94**.

[0661] Off-white solid (190.0 mg, 0.419 mmol, 76.0% yield). <sup>1</sup>H NMR (499 MHz, DMSO-*d*<sub>6</sub>) δ ppm 1.72 - 1.79 (4 H, m), 3.32 - 3.43 (4 H, m), 3.54 - 3.60 (4 H, m), 3.91 (3 H, s), 7.11 (1 H, dd, *J*=5.21, 1.10 Hz), 7.46 (1 H, s), 7.81 (1 H, dd, *J*=8.64, 1.51 Hz), 8.07 (1 H, d, *J*=8.51 Hz), 8.11 (1 H, s), 8.13 (1 H, s), 8.23 (1 H, d, *J*=5.21 Hz), 8.38 (1 H, s), 8.59 (1 H, s), 9.12 (1 H, s), 11.02 (1 H, br s); ESIMS found for C<sub>26</sub>H<sub>27</sub>N<sub>7</sub>O *m/z* 454.1 (M+1).

**95**

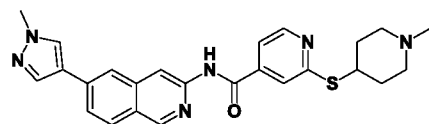
[0662] N-(6-(1-Methyl-1H-pyrazol-4-yl)isoquinolin-3-yl)-2-(2-methyl-2,7-diazaspiro[3.5]nonan-7-yl)isonicotinamide **95**.

[0663] White solid (136.0 mg, 0.291 mmol, 79.5% yield). <sup>1</sup>H NMR (499 MHz, DMSO-*d*<sub>6</sub>) δ ppm 1.66 - 1.76 (4 H, m), 2.24 (3 H, s), 2.97 (4 H, s), 3.53 - 3.62 (4 H, m), 3.91 (3 H, s), 7.10 (1 H, dd, *J*=5.08, 1.23 Hz), 7.45 (1 H, s), 7.81 (1 H, dd, *J*=8.51, 1.65 Hz), 8.07 (1 H, d, *J*=8.51 Hz), 8.11 (1 H, s), 8.13 (1 H, s), 8.23 (1 H, d, *J*=4.94 Hz), 8.38 (1 H, s), 8.59 (1 H, s), 9.12 (1 H, s), 11.02 (1 H, s); ESIMS found for C<sub>27</sub>H<sub>29</sub>N<sub>7</sub>O *m/z* 468.0 (M+1).

**97**

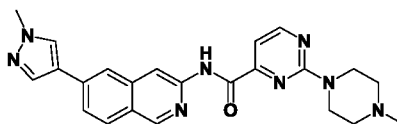
[0664] 2-(Methyl(1-methylpiperidin-4-yl)amino)-N-(6-(1-methyl-1H-pyrazol-4-yl)isoquinolin-3-yl)isonicotinamide **97**.

[0665] Tan solid (72.9 mg, 0.160 mmol, 55.4% yield). <sup>1</sup>H NMR (499 MHz, DMSO-*d*<sub>6</sub>) δ ppm 1.50 - 1.62 (2 H, m), 1.80 (2 H, qd, *J*=12.08, 3.84 Hz), 1.97 - 2.08 (2 H, m), 2.19 (3 H, s), 2.86 (2 H, br d, *J*=11.25 Hz), 2.93 (3 H, s), 3.91 (3 H, s), 4.49 (1 H, ddt, *J*=11.63, 7.79, 4.01, 4.01 Hz), 7.07 (1 H, dd, *J*=5.08, 1.23 Hz), 7.18 (1 H, s), 7.81 (1 H, dd, *J*=8.51, 1.65 Hz), 8.07 (1 H, d, *J*=8.51 Hz), 8.11 (1 H, s), 8.13 (1 H, s), 8.22 (1 H, d, *J*=5.21 Hz), 8.38 (1 H, s), 8.58 (1 H, s), 9.12 (1 H, s), 10.99 (1 H, s); ESIMS found for C<sub>26</sub>H<sub>29</sub>N<sub>7</sub>O *m/z* 456.2 (M+1).

**99**

[0666] N-(6-(1-Methyl-1H-pyrazol-4-yl)isoquinolin-3-yl)-2-((1-methylpiperidin-4-yl)thio)isonicotinamide **99**.

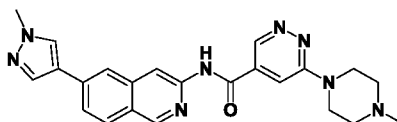
[0667] Off-white solid (50.0 mg, 0.109 mmol, 15.1% yield). <sup>1</sup>H NMR (499 MHz, DMSO-*d*<sub>6</sub>) δ ppm 1.60 - 1.72 (2 H, m), 1.99 - 2.08 (2 H, m), 2.12 (2 H, br t, *J*=10.84 Hz), 2.17 (3 H, s), 2.65 - 2.73 (2 H, m), 3.78 - 3.88 (1 H, m), 3.91 (3 H, s), 7.64 (1 H, dd, *J*=5.08, 1.51 Hz), 7.79 - 7.85 (2 H, m), 8.07 (1 H, d, *J*=8.51 Hz), 8.11 (1 H, s), 8.15 (1 H, s), 8.38 (1 H, s), 8.57 (1 H, s), 8.59 - 8.64 (1 H, m), 9.12 (1 H, s), 11.14 (1 H, s); ESIMS found for C<sub>25</sub>H<sub>26</sub>N<sub>6</sub>OS *m/z* 458.9 (M+1).



**100**

[0668] N-(6-(1-Methyl-1H-pyrazol-4-yl)isoquinolin-3-yl)-2-(4-methylpiperazin-1-yl)pyrimidine-4-carboxamide **100**.

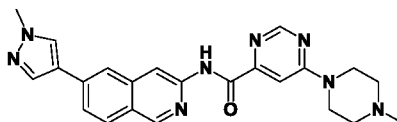
[0669] Tan solid (78.0 mg, 0.182 mmol, 63.0% yield). <sup>1</sup>H NMR (499 MHz, DMSO-*d*<sub>6</sub>) δ ppm 2.25 (3 H, s), 2.44 (4 H, br t, *J*=4.94 Hz), 3.82 - 3.89 (4 H, m), 3.91 (3 H, s), 7.30 (1 H, d, *J*=4.67 Hz), 7.83 (1 H, dd, *J*=8.64, 1.51 Hz), 8.08 (1 H, d, *J*=8.78 Hz), 8.12 (1 H, s), 8.17 (1 H, s), 8.39 (1 H, s), 8.58 (1 H, s), 8.69 (1 H, d, *J*=4.67 Hz), 9.12 (1 H, s), 10.36 (1 H, s); ESIMS found for C<sub>23</sub>H<sub>24</sub>N<sub>8</sub>O *m/z* 429.2 (M+1).



**101**

[0670] N-(6-(1-Methyl-1H-pyrazol-4-yl)isoquinolin-3-yl)-6-(4-methylpiperazin-1-yl)pyridazine-4-carboxamide **101**.

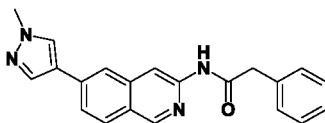
[0671] Off-white solid (6.2 mg, 0.015 mmol, 3.4% yield). <sup>1</sup>H NMR (499 MHz, DMSO-*d*<sub>6</sub>) δ ppm 2.16 (3 H, br s), 2.40 (4 H, br s), 3.43 (4 H, br d, *J*=3.57 Hz), 3.91 (3 H, s), 7.72 (1 H, s), 7.80 (1 H, dd, *J*=8.51, 1.65 Hz), 8.04 (1 H, d, *J*=8.78 Hz), 8.10 (1 H, d, *J*=0.82 Hz), 8.14 (1 H, s), 8.36 (1 H, s), 8.54 (1 H, br s), 9.08 (1 H, s), 11.04 (1 H, s), 12.68 (1 H, s); ESIMS found for C<sub>23</sub>H<sub>24</sub>N<sub>8</sub>O *m/z* 429.0 (M+1).



**102**

[0672] N-(6-(1-Methyl-1H-pyrazol-4-yl)isoquinolin-3-yl)-6-(4-methylpiperazin-1-yl)pyrimidine-4-carboxamide **102**.

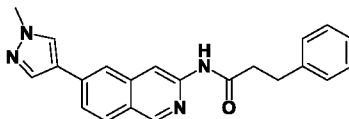
[0673] White solid (72.1 mg, 0.168 mmol, 39.1% yield).  $^1\text{H}$  NMR (499 MHz,  $\text{DMSO-}d_6$ )  $\delta$  ppm 2.25 (3 H, s), 2.44 (3 H, br s), 3.76 (4 H, br s), 3.91 (3 H, s), 7.48 (1 H, d,  $J=0.82$  Hz), 7.82 (1 H, dd,  $J=8.51$ , 1.65 Hz), 8.07 (1 H, d,  $J=8.51$  Hz), 8.11 (1 H, s), 8.16 (1 H, s), 8.38 (1 H, s), 8.58 (1 H, s), 8.67 (1 H, d,  $J=1.10$  Hz), 9.11 (1 H, s), 10.41 (1 H, s); ESIMS found for  $\text{C}_{23}\text{H}_{24}\text{N}_8\text{O}$   $m/z$  429.0 (M+1).



103

[0674] N-(6-(1-Methyl-1H-pyrazol-4-yl)isoquinolin-3-yl)-2-phenylacetamide **103**.

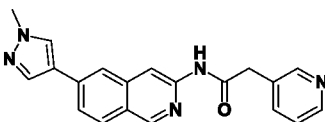
[0675] Beige solid (57.0 mg, 0.167 mmol, 37.3% yield).  $^1\text{H}$  NMR (499 MHz,  $\text{DMSO-}d_6$ )  $\delta$  ppm 3.77 (2 H, s), 3.89 (3 H, s), 7.20 - 7.27 (1 H, m), 7.33 (2 H, t,  $J=7.68$  Hz), 7.37 - 7.44 (2 H, m), 7.75 (1 H, dd,  $J=8.51$ , 1.65 Hz), 8.00 (1 H, d,  $J=8.51$  Hz), 8.03 (1 H, s), 8.07 (1 H, s), 8.34 (1 H, s), 8.40 (1 H, s), 9.04 (1 H, s), 10.75 (1 H, s); ESIMS found for  $\text{C}_{21}\text{H}_{18}\text{N}_4\text{O}$   $m/z$  343.1 (M+1).



104

[0676] N-(6-(1-Methyl-1H-pyrazol-4-yl)isoquinolin-3-yl)-3-phenylpropanamide **104**.

[0677] Beige solid (67.0 mg, 0.188 mmol, 42.2% yield).  $^1\text{H}$  NMR (499 MHz,  $\text{DMSO-}d_6$ )  $\delta$  ppm 2.72 - 2.80 (2 H, m), 2.92 - 2.96 (2 H, m), 3.90 (3 H, s), 7.15 - 7.22 (1 H, m), 7.26 - 7.32 (4 H, m), 7.74 (1 H, dd,  $J=8.51$ , 1.37 Hz), 7.99 (1 H, d,  $J=8.51$  Hz), 8.06 (1 H, s), 8.09 (1 H, s), 8.36 (1 H, s), 8.44 (1 H, s), 9.02 (1 H, s), 10.54 (1 H, s); ESIMS found for  $\text{C}_{22}\text{H}_{20}\text{N}_4\text{O}$   $m/z$  357.2 (M+1).

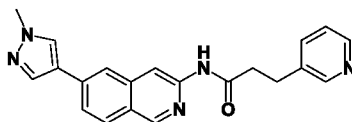


105

[0678] N-(6-(1-Methyl-1H-pyrazol-4-yl)isoquinolin-3-yl)-2-(pyridin-3-yl)acetamide **105**.

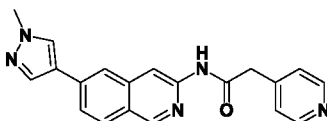
[0679] Brownish orange solid (21.0 mg, 0.061 mmol, 13.7% yield).  $^1\text{H}$  NMR (499 MHz,  $\text{DMSO-}d_6$ )  $\delta$  ppm 3.83 (2 H, s), 3.89 (3 H, s), 7.37 (1 H, dd,  $J=7.82$ , 4.80 Hz), 7.76 (1 H, dd,  $J=8.51$ , 1.65 Hz), 7.79 (1 H, dt,  $J=7.82$ , 1.85 Hz), 8.01 (1 H, d,  $J=8.51$  Hz), 8.03 (1 H, s), 8.07 (1

H, s), 8.34 (1 H, s), 8.39 (1 H, s), 8.47 (1 H, dd,  $J=4.67, 1.65$  Hz), 8.57 (1 H, d,  $J=1.65$  Hz), 9.05 (1 H, s), 10.86 (1 H, s); ESIMS found for  $C_{20}H_{17}N_5O$   $m/z$  344.1 (M+1).

**106**

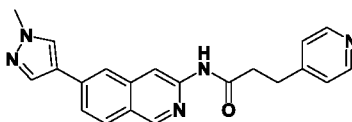
**[0680]** N-(6-(1-Methyl-1H-pyrazol-4-yl)isoquinolin-3-yl)-3-(pyridin-3-yl)propanamide **106**.

**[0681]** Brown solid (65.0 mg, 0.182 mmol, 40.8% yield).  $^1H$  NMR (499 MHz, DMSO- $d_6$ )  $\delta$  ppm 2.76 - 2.83 (2 H, m), 2.93 - 3.00 (2 H, m), 3.90 (3 H, s), 7.31 (1 H, dd,  $J=7.82, 4.80$  Hz), 7.69 (1 H, dt,  $J=7.82, 1.85$  Hz), 7.75 (1 H, dd,  $J=8.51, 1.65$  Hz), 7.99 (1 H, d,  $J=8.51$  Hz), 8.06 (1 H, s), 8.09 (1 H, d,  $J=0.82$  Hz), 8.36 (1 H, s), 8.40 (1 H, dd,  $J=4.80, 1.51$  Hz), 8.43 (1 H, s), 8.51 (1 H, d,  $J=1.92$  Hz), 9.01 (1 H, s), 10.56 (1 H, s); ESIMS found for  $C_{21}H_{19}N_5O$   $m/z$  358.1 (M+1).

**107**

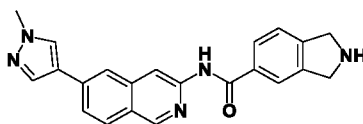
**[0682]** N-(6-(1-Methyl-1H-pyrazol-4-yl)isoquinolin-3-yl)-2-(pyridin-4-yl)acetamide **107**.

**[0683]** Beige solid (30.0 mg, 0.087 mmol, 19.6% yield).  $^1H$  NMR (499 MHz, DMSO- $d_6$ )  $\delta$  ppm 3.84 (2 H, s), 3.89 (3 H, s), 7.39 (2 H, d,  $J=6.04$  Hz), 7.76 (1 H, dd,  $J=8.64, 1.51$  Hz), 8.01 (1 H, d,  $J=8.51$  Hz), 8.04 (1 H, s), 8.07 (1 H, s), 8.35 (1 H, s), 8.40 (1 H, s), 8.49 - 8.55 (2 H, m), 9.05 (1 H, s), 10.88 (1 H, s); ESIMS found for  $C_{20}H_{17}N_5O$   $m/z$  344.1 (M+1).

**108**

**[0684]** N-(6-(1-Methyl-1H-pyrazol-4-yl)isoquinolin-3-yl)-3-(pyridin-4-yl)propanamide **108**.

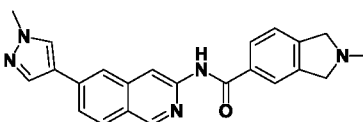
**[0685]** Beige solid (45.0 mg, 0.126 mmol, 28.2% yield).  $^1H$  NMR (499 MHz, DMSO- $d_6$ )  $\delta$  ppm 2.77 - 2.85 (2 H, m), 2.92 - 3.00 (2 H, m), 3.90 (3 H, s), 7.27 - 7.33 (2 H, m), 7.75 (1 H, dd,  $J=8.51, 1.37$  Hz), 8.00 (1 H, d,  $J=8.78$  Hz), 8.06 (1 H, s), 8.09 (1 H, d,  $J=0.82$  Hz), 8.35 (1 H, s), 8.43 (1 H, s), 8.44 - 8.50 (2 H, m), 9.02 (1 H, s), 10.58 (1 H, s); ESIMS found for  $C_{21}H_{19}N_5O$   $m/z$  358.2 (M+1).



109

[0686] N-(6-(1-Methyl-1H-pyrazol-4-yl)isoquinolin-3-yl)isoindoline-5-carboxamide 109.

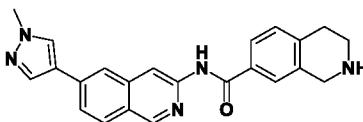
[0687] Off-white solid (120.0 mg, 0.325 mmol, 33.7% yield).  $^1\text{H}$  NMR (499 MHz,  $\text{DMSO}-d_6$ )  $\delta$  ppm 3.91 (3 H, s), 4.14 (4 H, s), 7.39 (1 H, d,  $J=7.68$  Hz), 7.79 (1 H, dd,  $J=8.51$ , 1.65 Hz), 7.92 (1 H, dd,  $J=7.96$ , 1.37 Hz), 7.97 (1 H, s), 8.05 (1 H, d,  $J=8.51$  Hz), 8.11 (1 H, s), 8.13 (1 H, s), 8.37 (1 H, s), 8.59 (1 H, s), 9.10 (1 H, s), 10.70 (1 H, s); ESIMS found for  $\text{C}_{22}\text{H}_{19}\text{N}_5\text{O}$   $m/z$  369.95 ( $\text{M}+1$ ).



110

[0688] 2-Methyl-N-(6-(1-methyl-1H-pyrazol-4-yl)isoquinolin-3-yl)isoindoline-5-carboxamide 110.

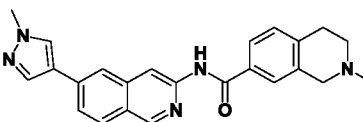
[0689] Off-white solid.  $^1\text{H}$  NMR (499 MHz,  $\text{DMSO}-d_6$ )  $\delta$  ppm 2.52 (3 H, s), 3.88 (4 H, s), 3.91 (3 H, s), 7.37 (1 H, d,  $J=7.68$  Hz), 7.79 (1 H, dd,  $J=8.51$ , 1.65 Hz), 7.90 - 7.97 (2 H, m), 8.05 (1 H, d,  $J=8.78$  Hz), 8.10 (1 H, d,  $J=0.82$  Hz), 8.12 (1 H, s), 8.37 (1 H, s), 8.58 (1 H, s), 9.10 (1 H, s), 10.70 (1 H, s); ESIMS found for  $\text{C}_{23}\text{H}_{21}\text{N}_5\text{O}$   $m/z$  383.95 ( $\text{M}+1$ ).



111

[0690] N-(6-(1-Methyl-1H-pyrazol-4-yl)isoquinolin-3-yl)-1,2,3,4-tetrahydroisoquinoline-7-carboxamide 111.

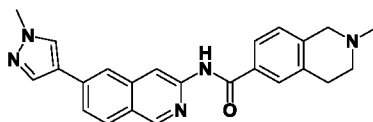
[0691] Off-white solid (120.0 mg, 0.313 mmol, 32.5% yield).  $^1\text{H}$  NMR (499 MHz,  $\text{DMSO}-d_6$ )  $\delta$  ppm 2.73 - 2.78 (2 H, m), 2.97 (2 H, t,  $J=5.90$  Hz), 3.90 - 3.93 (2 H, m), 3.91 (3 H, s), 7.20 (1 H, d,  $J=7.96$  Hz), 7.75 - 7.85 (3 H, m), 8.05 (1 H, d,  $J=8.51$  Hz), 8.11 (1 H, s), 8.12 (1 H, s), 8.37 (1 H, s), 8.58 (1 H, s), 9.10 (1 H, s), 10.63 (1 H, s); ESIMS found for  $\text{C}_{23}\text{H}_{21}\text{N}_5\text{O}$   $m/z$  384.0 ( $\text{M}+1$ ).



## 112

[0692] 2-Methyl-N-(6-(1-methyl-1H-pyrazol-4-yl)isoquinolin-3-yl)-1,2,3,4-tetrahydroisoquinoline-7-carboxamide **112**.

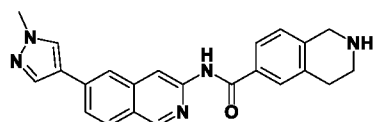
[0693] Off-white solid (115.9 mg, 0.277 mmol, 93.2% yield). <sup>1</sup>H NMR (499 MHz, DMSO-*d*<sub>6</sub>) δ ppm 2.37 (3 H, s), 2.63 (2 H, br t, *J*=5.90 Hz), 2.89 (2 H, br t, *J*=5.76 Hz), 3.52 - 3.59 (2 H, m), 3.91 (3 H, s), 7.25 (1 H, d, *J*=7.96 Hz), 7.76 - 7.89 (3 H, m), 8.05 (1 H, d, *J*=8.51 Hz), 8.10 (1 H, s), 8.12 (1 H, s), 8.37 (1 H, s), 8.58 (1 H, s), 9.10 (1 H, s), 10.65 (1 H, s); ESIMS found for C<sub>24</sub>H<sub>23</sub>N<sub>5</sub>O *m/z* 398.0 (M+1).



## 113

[0694] 2-Methyl-N-(6-(1-methyl-1H-pyrazol-4-yl)isoquinolin-3-yl)-1,2,3,4-tetrahydroisoquinoline-6-carboxamide **113**.

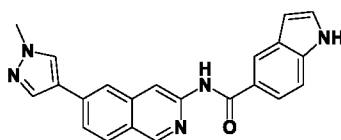
[0695] Off-white solid (115.9 mg, 0.277 mmol, 65.2% yield). <sup>1</sup>H NMR (499 MHz, DMSO-*d*<sub>6</sub>) δ ppm 2.36 (3 H, s), 2.64 (2 H, t, *J*=5.90 Hz), 2.91 (2 H, br t, *J*=5.63 Hz), 3.55 (2 H, s), 3.91 (3 H, s), 7.19 (1 H, d, *J*=7.96 Hz), 7.81 (2 H, ddd, *J*=17.36, 8.30, 1.51 Hz), 7.86 (1 H, s), 8.05 (1 H, d, *J*=8.51 Hz), 8.10 (1 H, s), 8.12 (1 H, s), 8.37 (1 H, s), 8.58 (1 H, s), 9.10 (1 H, s), 10.66 (1 H, s); ESIMS found for C<sub>24</sub>H<sub>23</sub>N<sub>5</sub>O *m/z* 398.0 (M+1).



## 114

[0696] N-(6-(1-Methyl-1H-pyrazol-4-yl)isoquinolin-3-yl)-1,2,3,4-tetrahydroisoquinoline-6-carboxamide **114**.

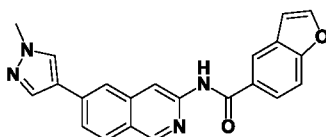
[0697] Off-white solid (170.0 mg, 0.443 mmol, 31.3% yield). <sup>1</sup>H NMR (499 MHz, DMSO-*d*<sub>6</sub>) δ ppm 2.78 (2 H, br t, *J*=5.76 Hz), 2.98 (2 H, t, *J*=5.90 Hz), 3.86 - 3.97 (5 H, m), 7.15 (1 H, d, *J*=7.68 Hz), 7.76 - 7.82 (2 H, m), 7.83 (1 H, s), 8.05 (1 H, d, *J*=8.78 Hz), 8.11 (1 H, s), 8.12 (1 H, s), 8.37 (1 H, s), 8.58 (1 H, s), 9.10 (1 H, s), 10.64 (1 H, s); ESIMS found for C<sub>23</sub>H<sub>21</sub>N<sub>5</sub>O *m/z* 384.0 (M+1).



## 116

**[0698]** N-(6-(1-Methyl-1H-pyrazol-4-yl)isoquinolin-3-yl)-1H-indole-5-carboxamide **116**.

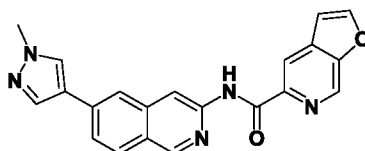
**[0699]** White solid (18.0 mg, 0.049 mmol, 10.9% yield).  $^1\text{H}$  NMR (499 MHz,  $\text{DMSO-}d_6$ )  $\delta$  ppm 3.91 (3 H, s), 6.59 (1 H, ddd,  $J=2.95, 1.99, 0.82$  Hz), 7.44 - 7.48 (1 H, m), 7.49 (1 H, d,  $J=8.51$  Hz), 7.78 (1 H, dd,  $J=8.51, 1.65$  Hz), 7.86 (1 H, dd,  $J=8.64, 1.78$  Hz), 8.05 (1 H, d,  $J=8.78$  Hz), 8.11 (1 H, s), 8.12 (1 H, d,  $J=0.82$  Hz), 8.38 (1 H, s), 8.42 (1 H, d,  $J=1.65$  Hz), 8.62 (1 H, s), 9.11 (1 H, s), 10.53 (1 H, s), 11.39 (1 H, br s); ESIMS found for  $\text{C}_{22}\text{H}_{17}\text{N}_5\text{O}$   $m/z$  368.1 (M+1).



**117**

**[0700]** N-(6-(1-Methyl-1H-pyrazol-4-yl)isoquinolin-3-yl)benzofuran-5-carboxamide **117**.

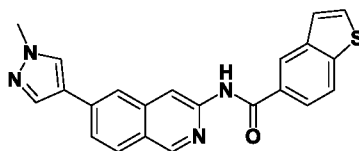
**[0701]** Light yellow solid (8.7 mg, 0.024 mmol, 7.2% yield).  $^1\text{H}$  NMR (499 MHz,  $\text{DMSO-}d_6$ )  $\delta$  ppm 3.91 (3 H, s), 7.11 (1 H, d,  $J=1.37$  Hz), 7.73 (1 H, d,  $J=8.51$  Hz), 7.80 (1 H, dd,  $J=8.51, 1.65$  Hz), 8.06 (2 H, d,  $J=8.51$  Hz), 8.11 (1 H, s), 8.12 (1 H, d,  $J=2.20$  Hz), 8.14 (1 H, s), 8.38 (1 H, s), 8.45 (1 H, d,  $J=1.92$  Hz), 8.62 (1 H, s), 9.12 (1 H, s), 10.83 (1 H, s); ESIMS found for  $\text{C}_{22}\text{H}_{16}\text{N}_4\text{O}_2$   $m/z$  369.1 (M+1).



**118**

**[0702]** N-(6-(1-Methyl-1H-pyrazol-4-yl)isoquinolin-3-yl)furo[2,3-c]pyridine-5-carboxamide **118**.

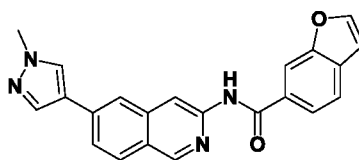
**[0703]** Light yellow solid (10.8 mg, 0.029 mmol, 9.4% yield).  $^1\text{H}$  NMR (499 MHz,  $\text{DMSO-}d_6$ )  $\delta$  ppm 3.92 (3 H, s), 7.30 (1 H, d,  $J=1.92$  Hz), 7.82 (1 H, dd,  $J=8.51, 1.37$  Hz), 8.07 (1 H, d,  $J=8.51$  Hz), 8.13 (1 H, s), 8.18 (1 H, s), 8.39 (1 H, s), 8.43 (1 H, d,  $J=1.92$  Hz), 8.64 (1 H, s), 8.65 (1 H, s), 9.12 (1 H, s), 9.15 (1 H, s), 10.59 (1 H, s); ESIMS found for  $\text{C}_{21}\text{H}_{15}\text{N}_5\text{O}_2$   $m/z$  370.1 (M+1).



**119**

**[0704]** N-(6-(1-Methyl-1H-pyrazol-4-yl)isoquinolin-3-yl)benzo[b]thiophene-5-carboxamide **119**.

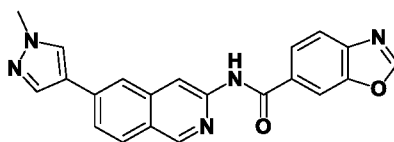
**[0705]** Yellow solid (20.0 mg, 0.052 mmol, 14.8% yield). <sup>1</sup>H NMR (499 MHz, DMSO-*d*<sub>6</sub>) δ ppm 3.92 (3 H, s), 7.61 (1 H, d, *J*=5.49 Hz), 7.80 (1 H, dd, *J*=8.51, 1.65 Hz), 7.90 (1 H, d, *J*=5.49 Hz), 8.02 - 8.09 (2 H, m), 8.12 (1 H, s), 8.13 - 8.19 (2 H, m), 8.39 (1 H, s), 8.63 (1 H, s), 8.66 (1 H, d, *J*=1.10 Hz), 9.13 (1 H, s), 10.89 (1 H, s); ESIMS found for C<sub>22</sub>H<sub>16</sub>N<sub>4</sub>OS *m/z* 385.1 (M+1).



**120**

**[0706]** N-(6-(1-Methyl-1H-pyrazol-4-yl)isoquinolin-3-yl)benzofuran-6-carboxamide **120**.

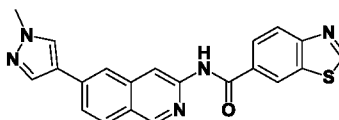
**[0707]** Light yellow solid (6.9 mg, 0.019 mmol, 6.0% yield). <sup>1</sup>H NMR (499 MHz, DMSO-*d*<sub>6</sub>) δ ppm 3.92 (3 H, s), 7.08 (1 H, dd, *J*=2.20, 0.82 Hz), 7.80 (1 H, d, *J*=8.23 Hz), 7.80 (1 H, dd, *J*=8.51, 1.65 Hz), 8.01 (1 H, dd, *J*=8.10, 1.51 Hz), 8.06 (1 H, d, *J*=8.78 Hz), 8.12 (1 H, s), 8.14 (1 H, s), 8.19 (1 H, d, *J*=2.20 Hz), 8.39 (1 H, s), 8.39 (1 H, s), 8.62 (1 H, s), 9.13 (1 H, s), 10.88 (1 H, s); ESIMS found for C<sub>22</sub>H<sub>16</sub>N<sub>4</sub>O<sub>2</sub> *m/z* 369.1 (M+1).



**122**

**[0708]** N-(6-(1-Methyl-1H-pyrazol-4-yl)isoquinolin-3-yl)benzo[d]oxazole-6-carboxamide **122**.

**[0709]** Yellow solid (33.4 mg, 0.090 mmol, 20.3% yield). <sup>1</sup>H NMR (499 MHz, DMSO-*d*<sub>6</sub>) δ ppm 3.91 (3 H, s), 7.81 (1 H, dd, *J*=8.51, 1.65 Hz), 7.94 (1 H, d, *J*=8.51 Hz), 8.07 (1 H, d, *J*=8.51 Hz), 8.12 (1 H, s), 8.13 - 8.17 (2 H, m), 8.38 (1 H, s), 8.54 (1 H, d, *J*=1.10 Hz), 8.63 (1 H, s), 8.93 (1 H, s), 9.13 (1 H, s), 11.00 (1 H, s); ESIMS found for C<sub>21</sub>H<sub>15</sub>N<sub>5</sub>O<sub>2</sub> *m/z* 370.1 (M+1).

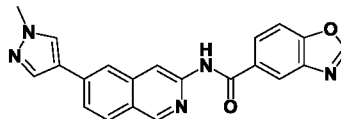


**123**



**[0710]** N-(6-(1-Methyl-1H-pyrazol-4-yl)isoquinolin-3-yl)benzo[d]thiazole-6-carboxamide **123**.

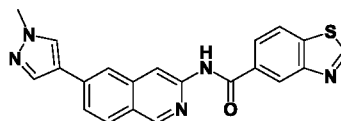
**[0711]** Yellow solid (35.0 mg, 0.091 mmol, 20.4% yield).  $^1\text{H}$  NMR (499 MHz,  $\text{DMSO-}d_6$ )  $\delta$  ppm 3.92 (3 H, s), 7.81 (1 H, dd,  $J=8.51, 1.65$  Hz), 8.07 (1 H, d,  $J=8.51$  Hz), 8.12 (1 H, s), 8.16 (1 H, s), 8.18 - 8.25 (2 H, m), 8.38 (1 H, s), 8.64 (1 H, s), 8.91 - 8.96 (1 H, m), 9.13 (1 H, s), 9.58 (1 H, s), 10.98 (1 H, s); ESIMS found for  $\text{C}_{21}\text{H}_{15}\text{N}_5\text{OS}$   $m/z$  386.1 ( $M+1$ ).



**126**

**[0712]** N-(6-(1-Methyl-1H-pyrazol-4-yl)isoquinolin-3-yl)benzo[d]oxazole-5-carboxamide **126**.

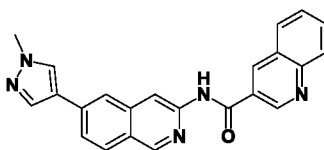
**[0713]** Yellow solid (52.7 mg, 0.143 mmol, 32.0% yield).  $^1\text{H}$  NMR (499 MHz,  $\text{DMSO-}d_6$ )  $\delta$  ppm 3.92 (3 H, s), 7.81 (1 H, dd,  $J=8.51, 1.37$  Hz), 7.92 (1 H, d,  $J=8.51$  Hz), 8.07 (1 H, d,  $J=8.78$  Hz), 8.12 (1 H, s), 8.15 (1 H, s), 8.18 (1 H, dd,  $J=8.51, 1.65$  Hz), 8.38 (1 H, s), 8.57 (1 H, d,  $J=1.65$  Hz), 8.62 (1 H, s), 8.88 (1 H, s), 9.13 (1 H, s), 10.99 (1 H, s); ESIMS found for  $\text{C}_{21}\text{H}_{15}\text{N}_5\text{O}_2$   $m/z$  370.1 ( $M+1$ ).



**127**

**[0714]** N-(6-(1-Methyl-1H-pyrazol-4-yl)isoquinolin-3-yl)benzo[d]thiazole-5-carboxamide **127**.

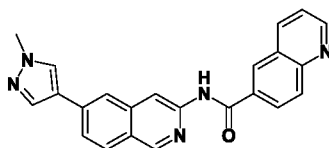
**[0715]** Yellow solid (41.7 mg, 0.108 mmol, 24.3% yield).  $^1\text{H}$  NMR (499 MHz,  $\text{DMSO-}d_6$ )  $\delta$  ppm 3.92 (3 H, s), 7.81 (1 H, dd,  $J=8.51, 1.65$  Hz), 8.07 (1 H, d,  $J=8.51$  Hz), 8.12 (1 H, d,  $J=0.82$  Hz), 8.14 - 8.16 (1 H, m), 8.18 (1 H, dd,  $J=8.51, 1.65$  Hz), 8.33 (1 H, d,  $J=8.51$  Hz), 8.39 (1 H, s), 8.64 (1 H, s), 8.82 (1 H, d,  $J=1.37$  Hz), 9.14 (1 H, s), 9.52 (1 H, s), 11.06 (1 H, s); ESIMS found for  $\text{C}_{21}\text{H}_{15}\text{N}_5\text{OS}$   $m/z$  386.1 ( $M+1$ ).



**130**

**[0716]** N-(6-(1-Methyl-1H-pyrazol-4-yl)isoquinolin-3-yl)quinoline-3-carboxamide **130**.

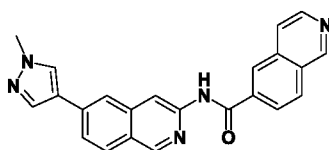
[0717] Beige solid (55.0 mg, 0.145 mmol, 32.5% yield).  $^1\text{H}$  NMR (499 MHz, DMSO- $d_6$ )  $\delta$  ppm 3.92 (3 H, s), 7.70 - 7.78 (1 H, m), 7.82 (1 H, dd,  $J=8.51$ , 1.65 Hz), 7.91 (1 H, ddd,  $J=8.30$ , 6.93, 1.23 Hz), 8.08 (1 H, d,  $J=8.51$  Hz), 8.10 - 8.14 (2 H, m), 8.15 (1 H, d,  $J=7.96$  Hz), 8.17 (1 H, s), 8.40 (1 H, s), 8.66 (1 H, s), 9.11 (1 H, d,  $J=2.20$  Hz), 9.15 (1 H, s), 9.43 (1 H, d,  $J=2.20$  Hz), 11.26 (1 H, s); ESIMS found for  $\text{C}_{23}\text{H}_{17}\text{N}_5\text{O}$   $m/z$  380.2 ( $\text{M}+1$ ).



131

[0718] N-(6-(1-Methyl-1H-pyrazol-4-yl)isoquinolin-3-yl)quinoline-6-carboxamide 131.

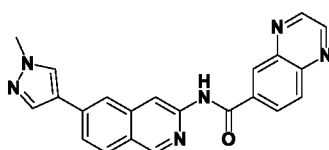
[0719] Beige solid (57.0 mg, 0.150 mmol, 33.7% yield).  $^1\text{H}$  NMR (499 MHz, DMSO- $d_6$ )  $\delta$  ppm 3.92 (3 H, s), 7.65 (1 H, dd,  $J=8.23$ , 4.12 Hz), 7.82 (1 H, dd,  $J=8.51$ , 1.65 Hz), 8.08 (1 H, d,  $J=8.51$  Hz), 8.10 - 8.16 (2 H, m), 8.17 (1 H, s), 8.35 (1 H, dd,  $J=8.78$ , 2.20 Hz), 8.39 (1 H, s), 8.52 - 8.57 (1 H, m), 8.66 (1 H, s), 8.81 (1 H, d,  $J=2.20$  Hz), 9.03 (1 H, dd,  $J=4.25$ , 1.78 Hz), 9.15 (1 H, s), 11.08 (1 H, s); ESIMS found for  $\text{C}_{23}\text{H}_{17}\text{N}_5\text{O}$   $m/z$  380.1 ( $\text{M}+1$ ).



132

[0720] N-(6-(1-Methyl-1H-pyrazol-4-yl)isoquinolin-3-yl)isoquinoline-6-carboxamide 132.

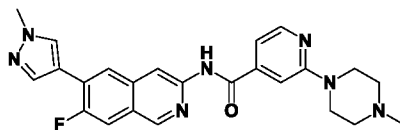
[0721] Beige solid (10.0 mg, 0.026 mmol, 5.9% yield).  $^1\text{H}$  NMR (499 MHz, DMSO- $d_6$ )  $\delta$  ppm 3.92 (3 H, s), 7.82 (1 H, dd,  $J=8.51$ , 1.65 Hz), 7.99 (1 H, d,  $J=5.76$  Hz), 8.08 (1 H, d,  $J=8.51$  Hz), 8.13 (1 H, s), 8.17 (1 H, s), 8.21 - 8.30 (2 H, m), 8.39 (1 H, s), 8.62 (1 H, d,  $J=5.76$  Hz), 8.65 (1 H, s), 8.74 (1 H, s), 9.15 (1 H, s), 9.44 (1 H, s), 11.15 (1 H, s); ESIMS found for  $\text{C}_{23}\text{H}_{17}\text{N}_5\text{O}$   $m/z$  380.1 ( $\text{M}+1$ ).



133

[0722] N-(6-(1-Methyl-1H-pyrazol-4-yl)isoquinolin-3-yl)quinoxaline-6-carboxamide 133.

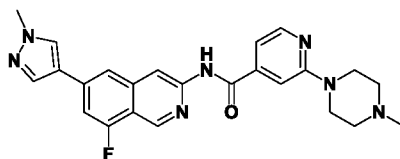
**[0723]** Beige solid (29.0 mg, 0.076 mmol, 17.1% yield). <sup>1</sup>H NMR (499 MHz, DMSO-*d*<sub>6</sub>) δ ppm 3.92 (3 H, s), 7.83 (1 H, dd, *J*=8.51, 1.65 Hz), 8.08 (1 H, d, *J*=8.51 Hz), 8.13 (1 H, s), 8.17 (1 H, s), 8.23 (1 H, d, *J*=8.78 Hz), 8.39 (1 H, s), 8.44 (1 H, dd, *J*=8.78, 1.92 Hz), 8.66 (1 H, s), 8.84 (1 H, d, *J*=1.92 Hz), 9.06 (1 H, d, *J*=1.65 Hz), 9.08 (1 H, d, *J*=1.65 Hz), 9.15 (1 H, s), 11.31 (1 H, s); ESIMS found for C<sub>22</sub>H<sub>16</sub>N<sub>6</sub>O *m/z* 381.1 (M+1).



134

**[0724]** N-(7-Fluoro-6-(1-methyl-1H-pyrazol-4-yl)isoquinolin-3-yl)-2-(4-methylpiperazin-1-yl)isonicotinamide **134**.

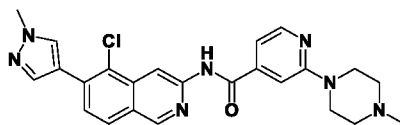
**[0725]** Off-white solid (36.0 mg, 0.081 mmol, 26.0% yield). <sup>1</sup>H NMR (499 MHz, DMSO-*d*<sub>6</sub>) δ ppm 2.23 (3 H, s), 2.42 (4 H, t, *J*=4.94 Hz), 3.55 - 3.65 (4 H, m), 3.94 (3 H, s), 7.15 (1 H, dd, *J*=5.08, 1.23 Hz), 7.46 (1 H, s), 7.97 (1 H, d, *J*=11.80 Hz), 8.14 (1 H, s), 8.26 (1 H, d, *J*=4.94 Hz), 8.33 (1 H, d, *J*=2.74 Hz), 8.37 (1 H, d, *J*=7.41 Hz), 8.65 (1 H, s), 9.14 (1 H, s), 11.08 (1 H, s); ESIMS found for C<sub>24</sub>H<sub>24</sub>FN<sub>7</sub>O *m/z* 446.2 (M+1).



135

**[0726]** N-(8-Fluoro-6-(1-methyl-1H-pyrazol-4-yl)isoquinolin-3-yl)-2-(4-methylpiperazin-1-yl)isonicotinamide **135**.

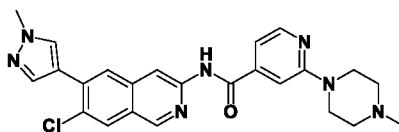
**[0727]** Off-white solid (65.0 mg, 0.146 mmol, 64.8% yield). <sup>1</sup>H NMR (499 MHz, DMSO-*d*<sub>6</sub>) δ ppm 2.23 (3 H, s), 2.42 (4 H, br t, *J*=4.80 Hz), 3.56 - 3.64 (4 H, m), 3.91 (3 H, s), 7.09 - 7.20 (1 H, m), 7.46 (1 H, s), 7.66 (1 H, d, *J*=12.08 Hz), 8.02 (1 H, s), 8.15 (1 H, s), 8.26 (1 H, d, *J*=5.21 Hz), 8.42 (1 H, s), 8.65 (1 H, s), 9.24 (1 H, s), 11.19 (1 H, s); ESIMS found for C<sub>24</sub>H<sub>24</sub>FN<sub>7</sub>O *m/z* 446.2 (M+1).



136

**[0728]** N-(5-Chloro-6-(1-methyl-1H-pyrazol-4-yl)isoquinolin-3-yl)-2-(4-methylpiperazin-1-yl)isonicotinamide **136**.

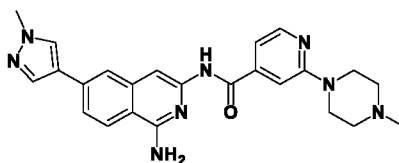
**[0729]** White solid (20.0 mg, 0.043 mmol, 41.3% yield).  $^1\text{H}$  NMR (499 MHz,  $\text{DMSO-}d_6$ )  $\delta$  ppm 2.26 (3 H, s), 2.47 (4 H, br s), 3.62 (4 H, br s), 3.96 (3 H, s), 7.19 (1 H, dd,  $J=5.08$ , 0.96 Hz), 7.49 (1 H, s), 7.84 (1 H, d,  $J=8.51$  Hz), 8.08 - 8.12 (2 H, m), 8.27 (1 H, d,  $J=5.21$  Hz), 8.48 (1 H, s), 9.05 (1 H, s), 9.24 (1 H, s), 11.24 (1 H, s); ESIMS found for  $\text{C}_{24}\text{H}_{24}\text{ClN}_7\text{O}$   $m/z$  462.2 ( $\text{M}+1$ ).



137

**[0730]** N-(7-Chloro-6-(1-methyl-1H-pyrazol-4-yl)isoquinolin-3-yl)-2-(4-methylpiperazin-1-yl)isonicotinamide **137**.

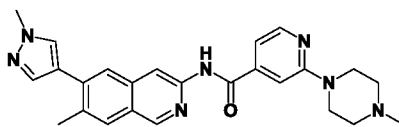
**[0731]** White solid (18.0 mg, 0.039 mmol, 37.2% yield).  $^1\text{H}$  NMR (499 MHz,  $\text{DMSO-}d_6$ )  $\delta$  ppm 2.27 (3 H, s), 2.47 (4 H, br s), 3.61 (4 H, br s), 3.94 (3 H, s), 7.15 (1 H, dd,  $J=5.21$ , 1.10 Hz), 7.46 (1 H, s), 8.01 (1 H, d,  $J=0.82$  Hz), 8.20 (1 H, s), 8.26 (1 H, d,  $J=5.49$  Hz), 8.32 (1 H, s), 8.34 (1 H, s), 8.64 (1 H, s), 9.18 (1 H, s), 11.13 (1 H, s); ESIMS found for  $\text{C}_{24}\text{H}_{24}\text{ClN}_7\text{O}$   $m/z$  462.2 ( $\text{M}+1$ ).



138

**[0732]** N-(1-Amino-6-(1-methyl-1H-pyrazol-4-yl)isoquinolin-3-yl)-2-(4-methylpiperazin-1-yl)isonicotinamide **138**.

**[0733]** Tan solid (4.8 mg, 0.011 mmol, 7.4% yield).  $^1\text{H}$  NMR (499 MHz,  $\text{DMSO-}d_6$ )  $\delta$  ppm 2.24 (3 H, s), 2.39 - 2.46 (4 H, m), 3.53 - 3.62 (4 H, m), 3.89 (3 H, s), 6.89 (1 H, s), 7.07 (1 H, dd,  $J=5.08$ , 1.24 Hz), 7.26 (1 H, s), 7.60 (1 H, dd,  $J=8.23$ , 1.65 Hz), 7.81 (1 H, d,  $J=1.65$  Hz), 8.03 (1 H, s), 8.08 (1 H, d,  $J=8.51$  Hz), 8.28 - 8.33 (2 H, m), 10.39 (1 H, br s), 11.08 (1 H, br s); ESIMS found for  $\text{C}_{24}\text{H}_{26}\text{N}_8\text{O}$   $m/z$  444.2 ( $\text{M}+2$ ).

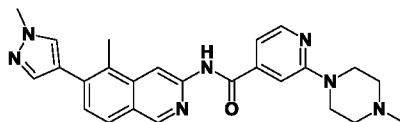


139

**[0734]** N-(7-Methyl-6-(1-methyl-1H-pyrazol-4-yl)isoquinolin-3-yl)-2-(4-methylpiperazin-1-yl)isonicotinamide **139**.

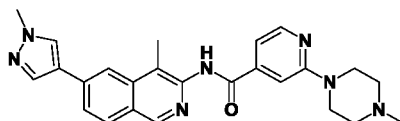
**[0735]** Beige solid (28.0 mg, 0.063 mmol, 63.7% yield).  $^1\text{H}$  NMR (499 MHz,  $\text{DMSO-}d_6$ )  $\delta$  ppm 2.24 (3 H, s), 2.43 (4 H, br t,  $J=4.94$  Hz), 2.67 (3 H, s), 3.57 - 3.64 (4 H, m), 3.94 (3 H, s),

s), 7.18 (1 H, dd,  $J=5.08, 1.23$  Hz), 7.48 (1 H, s), 7.58 (1 H, d,  $J=8.51$  Hz), 7.79 (1 H, d,  $J=0.82$  Hz), 7.95 (1 H, d,  $J=8.78$  Hz), 8.10 (1 H, s), 8.26 (1 H, d,  $J=5.76$  Hz), 8.85 (1 H, s), 9.16 (1 H, s), 11.10 (1 H, s); ESIMS found for  $C_{25}H_{27}N_7O$   $m/z$  442.2 (M+1).

**140**

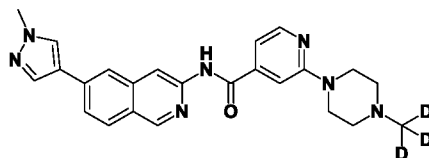
**[0736]** N-(5-Methyl-6-(1-methyl-1H-pyrazol-4-yl)isoquinolin-3-yl)-2-(4-methylpiperazin-1-yl)isonicotinamide **140**.

**[0737]** White solid (20.0 mg, 0.045 mmol, 54.6% yield).  $^1H$  NMR (499 MHz, DMSO- $d_6$ )  $\delta$  ppm 2.24 (3 H, s), 2.43 (4 H, br t,  $J=4.94$  Hz), 2.67 (3 H, s), 3.58 - 3.63 (4 H, m), 3.94 (3 H, s), 7.18 (1 H, dd,  $J=5.21, 1.10$  Hz), 7.48 (1 H, s), 7.58 (1 H, d,  $J=8.51$  Hz), 7.79 (1 H, s), 7.95 (1 H, d,  $J=8.51$  Hz), 8.10 (1 H, s), 8.26 (1 H, d,  $J=5.21$  Hz), 8.85 (1 H, s), 9.16 (1 H, s), 11.10 (1 H, s); ESIMS found for  $C_{25}H_{27}N_7O$   $m/z$  442.2 (M+1).

**141**

**[0738]** N-(4-Methyl-6-(1-methyl-1H-pyrazol-4-yl)isoquinolin-3-yl)-2-(4-methylpiperazin-1-yl)isonicotinamide **141**.

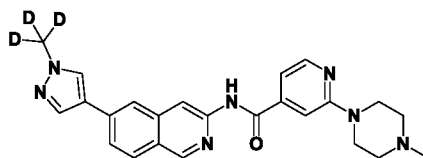
**[0739]** Off-white solid (16.5 mg, 0.037 mmol, 12.4% yield).  $^1H$  NMR (499 MHz, DMSO- $d_6$ )  $\delta$  ppm 2.23 (3 H, s), 2.40 - 2.45 (4 H, m), 2.51 (3 H, br s), 3.55 - 3.63 (4 H, m), 3.92 (3 H, s), 7.16 (1 H, dd,  $J=5.08, 0.96$  Hz), 7.40 (1 H, s), 7.92 (1 H, dd,  $J=8.51, 1.65$  Hz), 8.12 (1 H, d,  $J=8.23$  Hz), 8.16 (1 H, s), 8.23 (1 H, s), 8.28 (1 H, d,  $J=4.94$  Hz), 8.46 (1 H, s), 9.04 (1 H, s), 10.73 (1 H, s); ESIMS found for  $C_{25}H_{27}N_7O$   $m/z$  442.2 (M+1).

**142**

**[0740]** N-(6-(1-Methyl-1H-pyrazol-4-yl)isoquinolin-3-yl)-2-(4-(methyl- $d_3$ )piperazin-1-yl)isonicotinamide **142**.

**[0741]** Beige solid (38.0 mg, 0.088 mmol, 94.7% yield).  $^1H$  NMR (499 MHz, DMSO- $d_6$ )  $\delta$  ppm 2.45 (4 H, br s), 3.61 (4 H, br s), 3.91 (3 H, s), 7.16 (1 H, dd,  $J=5.21, 1.10$  Hz), 7.46 (1 H, s), 7.81 (1 H, dd,  $J=8.51, 1.65$  Hz), 8.07 (1 H, d,  $J=8.51$  Hz), 8.11 (1 H, s), 8.14 (1 H, s), 8.26

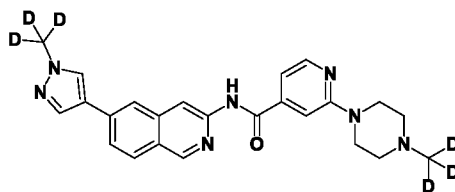
(1 H, d,  $J=5.21$  Hz), 8.38 (1 H, s), 8.59 (1 H, s), 9.12 (1 H, s), 11.04 (1 H, s); ESIMS found for  $C_{24}H_{22}[^2H_3]N_7O$   $m/z$  431.2 (M+1).



143

**[0742]** N-(6-(1-(Methyl- $d_3$ )-1H-pyrazol-4-yl)isoquinolin-3-yl)-2-(4-methylpiperazin-1-yl)isonicotinamide **143**.

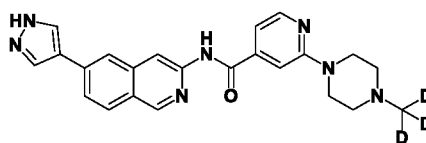
**[0743]** Beige solid (27.0 mg, 0.063 mmol, 38.2% yield).  $^1H$  NMR (499 MHz, DMSO- $d_6$ )  $\delta$  ppm 2.23 (3 H, s), 2.43 (4 H, t,  $J=4.94$  Hz), 3.58 - 3.63 (4 H, m), 7.16 (1 H, dd,  $J=5.21$ , 1.10 Hz), 7.46 (1 H, s), 7.81 (1 H, dd,  $J=8.51$ , 1.65 Hz), 8.07 (1 H, d,  $J=8.51$  Hz), 8.11 (1 H, s), 8.14 (1 H, s), 8.26 (1 H, d,  $J=5.21$  Hz), 8.38 (1 H, s), 8.59 (1 H, s), 9.12 (1 H, s), 11.04 (1 H, s); ESIMS found for  $C_{24}H_{22}[^2H_3]N_7O$   $m/z$  431.2 (M+1).



144

**[0744]** N-(6-(1-(Methyl- $d_3$ )-1H-pyrazol-4-yl)isoquinolin-3-yl)-2-(4-(methyl- $d_3$ )piperazin-1-yl)isonicotinamide **144**.

**[0745]** Beige solid (30.0 mg, 0.069 mmol, 70.7% yield).  $^1H$  NMR (499 MHz, DMSO- $d_6$ )  $\delta$  ppm 2.42 (4 H, br t,  $J=4.80$  Hz), 3.56 - 3.64 (4 H, m), 7.15 (1 H, dd,  $J=5.21$ , 0.82 Hz), 7.46 (1 H, s), 7.81 (1 H, dd,  $J=8.51$ , 1.37 Hz), 8.07 (1 H, d,  $J=8.51$  Hz), 8.11 (1 H, s), 8.14 (1 H, s), 8.26 (1 H, d,  $J=5.21$  Hz), 8.38 (1 H, s), 8.59 (1 H, s), 9.12 (1 H, s), 11.04 (1 H, s); ESIMS found for  $C_{24}H_{19}[^2H_6]N_7O$   $m/z$  434.2 (M+1).

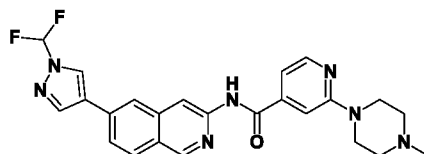


145

**[0746]** N-(6-(1H-Pyrazol-4-yl)isoquinolin-3-yl)-2-(4-(methyl- $d_3$ )piperazin-1-yl)isonicotinamide **145**.

**[0747]** White solid (80.0 mg, 0.173 mmol, 37.1% yield).  $^1H$  NMR (499 MHz, DMSO- $d_6$ )  $\delta$  ppm 2.39 - 2.46 (4 H, m), 3.57 - 3.65 (4 H, m), 7.16 (1 H, dd,  $J=5.08$ , 1.24 Hz), 7.46 (1 H, s),

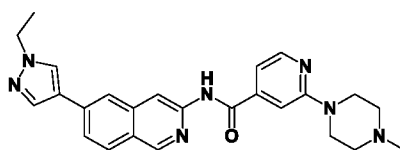
7.88 (1 H, dd,  $J=8.51, 1.65$  Hz), 8.07 (1 H, d,  $J=8.51$  Hz), 8.19 (2 H, br s), 8.26 (1 H, d,  $J=4.94$  Hz), 8.46 (1 H, br s), 8.60 (1 H, s), 9.13 (1 H, s), 11.04 (1 H, s), 13.12 (1 H, br s); ESIMS found for  $C_{23}H_{20}[^2H_3]N_7O$   $m/z$  417.2 ( $M+1$ ).



146

**[0748]** N-(6-(1-(Difluoromethyl)-1H-pyrazol-4-yl)isoquinolin-3-yl)-2-(4-methylpiperazin-1-yl)isonicotinamide **146**.

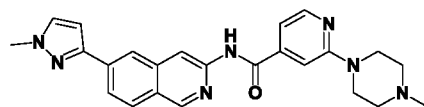
**[0749]** Beige solid (60.0 mg, 0.130 mmol, 78.8% yield).  $^1H$  NMR (499 MHz,  $DMSO-d_6$ )  $\delta$  ppm 2.24 (3 H, s), 2.43 (4 H, t,  $J=4.94$  Hz), 3.58 - 3.64 (4 H, m), 7.16 (1 H, dd,  $J=5.21, 1.10$  Hz), 7.47 (1 H, s), 7.89 (1 H, t,  $J=59.40$  Hz), 7.94 (1 H, dd,  $J=8.51, 1.65$  Hz), 8.14 (1 H, d,  $J=8.51$  Hz), 8.26 (1 H, d,  $J=5.21$  Hz), 8.34 (1 H, s), 8.52 (1 H, s), 8.65 (1 H, s), 8.97 (1 H, s), 9.18 (1 H, s), 11.09 (1 H, s); ESIMS found for  $C_{24}H_{23}F_2N_7O$   $m/z$  464.2 ( $M+1$ ).



147

**[0750]** N-(6-(1-Ethyl-1H-pyrazol-4-yl)isoquinolin-3-yl)-2-(4-methylpiperazin-1-yl)isonicotinamide **147**.

**[0751]** Off-white solid (25.0 mg, 0.057 mmol, 34.5% yield).  $^1H$  NMR (499 MHz,  $DMSO-d_6$ )  $\delta$  ppm 1.44 (3 H, t,  $J=7.27$  Hz), 2.23 (3 H, s), 2.43 (4 H, t,  $J=5.08$  Hz), 3.57 - 3.64 (4 H, m), 4.20 (2 H, q,  $J=7.41$  Hz), 7.16 (1 H, dd,  $J=5.21, 1.37$  Hz), 7.46 (1 H, s), 7.83 (1 H, dd,  $J=8.51, 1.65$  Hz), 8.07 (1 H, d,  $J=8.78$  Hz), 8.12 (1 H, s), 8.15 (1 H, s), 8.26 (1 H, d,  $J=5.21$  Hz), 8.45 (1 H, s), 8.59 (1 H, s), 9.12 (1 H, s), 11.04 (1 H, s); ESIMS found for  $C_{25}H_{27}N_7O$   $m/z$  442.2 ( $M+1$ ).

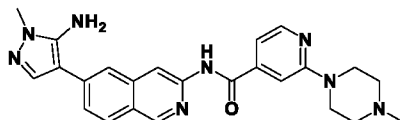


148

**[0752]** N-(6-(1-Methyl-1H-pyrazol-3-yl)isoquinolin-3-yl)-2-(4-methylpiperazin-1-yl)isonicotinamide **148**.

**[0753]** Beige solid (53.0 mg, 0.124 mmol, 75.5% yield).  $^1H$  NMR (499 MHz,  $DMSO-d_6$ )  $\delta$  ppm 2.23 (3 H, s), 2.43 (4 H, t,  $J=4.94$  Hz), 3.58 - 3.64 (4 H, m), 3.94 (3 H, s), 6.97 (1 H, d,

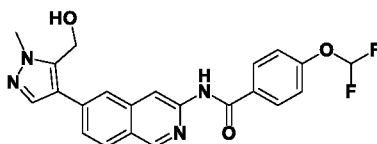
$J=2.47$  Hz), 7.16 (1 H, dd,  $J=4.94$ , 1.10 Hz), 7.47 (1 H, s), 7.82 (1 H, d,  $J=2.20$  Hz), 8.02 - 8.08 (1 H, m), 8.08 - 8.13 (1 H, m), 8.26 (1 H, d,  $J=4.94$  Hz), 8.31 (1 H, s), 8.64 (1 H, s), 9.17 (1 H, s), 11.06 (1 H, s); ESIMS found for  $C_{24}H_{25}N_7O$   $m/z$  428.2 (M+1).



149

**[0754]** N-(6-(5-Amino-1-methyl-1H-pyrazol-4-yl)isoquinolin-3-yl)-2-(4-methylpiperazin-1-yl)isonicotinamide **149**.

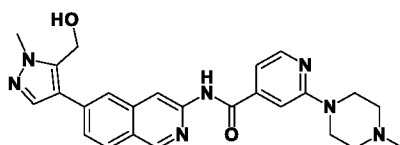
**[0755]** Off-white solid (15.0 mg, 0.034 mmol, 12.0% yield).  $^1H$  NMR (499 MHz, DMSO- $d_6$ )  $\delta$  ppm 2.24 (3 H, s), 2.40 - 2.46 (4 H, m), 3.57 - 3.62 (4 H, m), 3.64 (3 H, s), 5.72 (2 H, s), 7.15 (1 H, d,  $J=4.12$  Hz), 7.46 (1 H, s), 7.67 (1 H, s), 7.72 (1 H, dd,  $J=8.64$ , 1.51 Hz), 7.93 (1 H, s), 7.99 (1 H, d,  $J=8.51$  Hz), 8.26 (1 H, d,  $J=5.21$  Hz), 8.59 (1 H, s), 9.06 (1 H, s), 10.92 (1 H, s); ESIMS found for  $C_{24}H_{26}N_8O$   $m/z$  443.0 (M+1).



151

**[0756]** 4-(Difluoromethoxy)-N-(6-(5-(hydroxymethyl)-1-methyl-1H-pyrazol-4-yl)isoquinolin-3-yl)benzamide **151**.

**[0757]** White solid (11.2 mg, 0.026 mmol, 5.1% yield).  $^1H$  NMR (499 MHz, DMSO- $d_6$ )  $\delta$  ppm 3.94 (3 H, s), 4.66 (2 H, d,  $J=5.49$  Hz), 5.58 (1 H, t,  $J=5.49$  Hz), 7.40 (1 H, t,  $J=74.00$  Hz), 7.31 (2 H, d,  $J=8.78$  Hz), 7.73 (1 H, dd,  $J=8.37$ , 1.51 Hz), 7.84 (1 H, s), 8.03 (1 H, s), 8.11 (1 H, d,  $J=8.51$  Hz), 8.14 - 8.20 (2 H, m), 8.63 (1 H, s), 9.18 (1 H, s), 10.92 (1 H, s); ESIMS found for  $C_{22}H_{18}F_2N_4O_3$   $m/z$  424.9 (M+1).



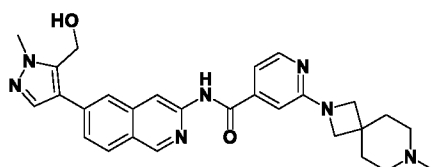
168

**[0758]** N-(6-(5-(Hydroxymethyl)-1-methyl-1H-pyrazol-4-yl)isoquinolin-3-yl)-2-(4-methylpiperazin-1-yl)isonicotinamide **168**.

**[0759]** White solid (73.0 mg, 0.160 mmol, 45.1% yield).  $^1H$  NMR (499 MHz, DMSO- $d_6$ )  $\delta$  ppm 2.24 (3 H, s), 2.43 (4 H, t,  $J=4.94$  Hz), 3.56 - 3.64 (4 H, m), 3.94 (3 H, s), 4.66 (2 H, d,  $J=5.21$  Hz), 5.58 (1 H, t,  $J=5.35$  Hz), 7.16 (1 H, dd,  $J=5.21$ , 1.10 Hz), 7.47 (1 H, s), 7.75 (1 H, dd,



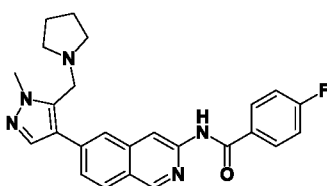
$J=8.51, 1.65$  Hz), 7.84 (1 H, s), 8.03 (1 H, s), 8.12 (1 H, d,  $J=8.51$  Hz), 8.26 (1 H, d,  $J=5.21$  Hz), 8.64 (1 H, s), 9.19 (1 H, s), 11.08 (1 H, s); ESIMS found for  $C_{25}H_{27}N_7O_2$   $m/z$  458.2 (M+1).



172

**[0760]** N-(6-(5-(Hydroxymethyl)-1-methyl-1H-pyrazol-4-yl)isoquinolin-3-yl)-2-(7-methyl-2,7-diazaspiro[3.5]nonan-2-yl)isonicotinamide **172**.

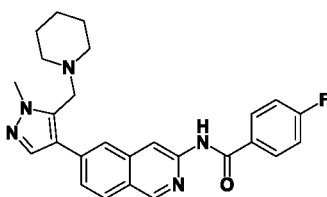
**[0761]** Off-white solid (6.0 mg, 0.012 mmol, 24.7% yield).  $^1H$  NMR (499 MHz, DMSO- $d_6$ )  $\delta$  ppm 1.76 (4 H, br t,  $J=5.08$  Hz), 2.15 (3 H, s), 2.28 (4 H, br s), 3.74 (4 H, s), 3.94 (3 H, s), 4.66 (2 H, br d,  $J=3.84$  Hz), 5.54 - 5.62 (1 H, m), 7.03 (1 H, s), 7.13 (1 H, dd,  $J=5.21, 1.37$  Hz), 7.74 (1 H, dd,  $J=8.51, 1.65$  Hz), 7.84 (1 H, s), 8.03 (1 H, s), 8.12 (1 H, d,  $J=8.51$  Hz), 8.20 (1 H, d,  $J=5.21$  Hz), 8.62 (1 H, s), 9.18 (1 H, s), 11.00 (1 H, s); ESIMS found for  $C_{28}H_{31}N_7O_2$   $m/z$  498.3 (M+1).



182

**[0762]** 4-Fluoro-N-(6-(1-methyl-5-(pyrrolidin-1-ylmethyl)-1H-pyrazol-4-yl)isoquinolin-3-yl)benzamide **182**.

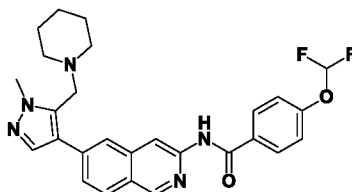
**[0763]** White solid (15.0 mg, 0.033 mmol, 22.6% yield).  $^1H$  NMR (500 MHz, DMSO- $d_6$ )  $\delta$  ppm 1.68 (4 H, br t,  $J=3.02$  Hz), 2.43 - 2.48 (4 H, m), 3.85 (2 H, s), 3.93 (3 H, s), 7.36 (2 H, t,  $J=8.78$  Hz), 7.74 (1 H, dd,  $J=8.51, 1.65$  Hz), 7.81 (1 H, s), 8.05 (1 H, s), 8.09 (1 H, d,  $J=8.51$  Hz), 8.13 - 8.21 (2 H, m), 8.59 (1 H, s), 9.16 (1 H, s), 10.90 (1 H, s); ESIMS found for  $C_{25}H_{24}FN_5O$   $m/z$  430.0 (M+1).



183

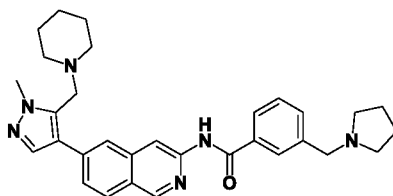
**[0764]** 4-Fluoro-N-(6-(1-methyl-5-(piperidin-1-ylmethyl)-1H-pyrazol-4-yl)isoquinolin-3-yl)benzamide **183**.

[0765] Beige foam (43.0 mg, 0.092 mmol, 34.5% yield). <sup>1</sup>H NMR (499 MHz, DMSO-*d*<sub>6</sub>) δ ppm 1.33 - 1.42 (2 H, m), 1.46 - 1.55 (4 H, m), 2.37 (4 H, br s), 3.67 (2 H, s), 3.92 (3 H, s), 7.35 (2 H, t, *J*=8.92 Hz), 7.74 (1 H, dd, *J*=8.51, 1.37 Hz), 7.82 (1 H, s), 8.08 (1 H, d, *J*=8.51 Hz), 8.13 (1 H, s), 8.14 - 8.21 (2 H, m), 8.60 (1 H, s), 9.16 (1 H, s), 10.85 (1 H, s); ESIMS found for C<sub>26</sub>H<sub>26</sub>FN<sub>5</sub>O *m/z* 444.0 (M+1).

**184**

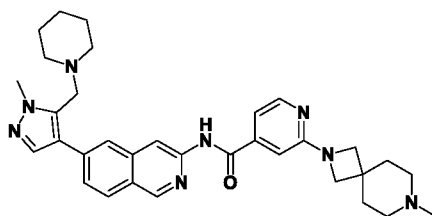
[0766] 4-(Difluoromethoxy)-N-(6-(1-methyl-5-(piperidin-1-ylmethyl)-1H-pyrazol-4-yl)isoquinolin-3-yl)benzamide **184**.

[0767] White solid (13.4 mg, 0.026 mmol, 5.0% yield). <sup>1</sup>H NMR (499 MHz, DMSO-*d*<sub>6</sub>) δ ppm 1.34 - 1.43 (2 H, m), 1.46 - 1.55 (4 H, m), 2.38 (4 H, br s), 3.67 (2 H, s), 3.92 (3 H, s), 7.40 (2 H, t, *J*=73.70 Hz), 7.31 (2 H, d, *J*=8.51 Hz), 7.75 (1 H, dd, *J*=8.51, 1.37 Hz), 7.83 (1 H, s), 8.09 (1 H, d, *J*=8.51 Hz), 8.14 (1 H, s), 8.15 - 8.20 (2 H, m), 8.61 (1 H, s), 9.16 (1 H, s), 10.90 (1 H, s); ESIMS found for C<sub>27</sub>H<sub>27</sub>F<sub>2</sub>N<sub>5</sub>O<sub>2</sub> *m/z* 491.9 (M+1).

**185**

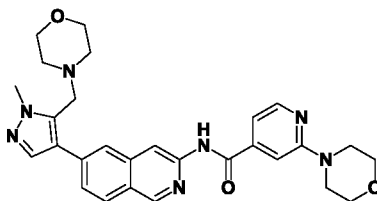
[0768] N-(6-(1-Methyl-5-(piperidin-1-ylmethyl)-1H-pyrazol-4-yl)isoquinolin-3-yl)-3-(pyrrolidin-1-ylmethyl)benzamide **185**.

[0769] White solid (35.0 mg, 0.065 mmol, 9.6% yield). <sup>1</sup>H NMR (499 MHz, DMSO-*d*<sub>6</sub>) δ ppm 1.34 - 1.44 (2 H, m), 1.47 - 1.55 (4 H, m), 1.71 (4 H, dt, *J*=6.66, 3.12 Hz), 2.38 (4 H, br s), 2.44 - 2.49 (4 H, m), 3.66 (2 H, s), 3.67 (2 H, s), 3.92 (3 H, s), 7.41 - 7.50 (1 H, m), 7.50 - 7.58 (1 H, m), 7.75 (1 H, dd, *J*=8.51, 1.65 Hz), 7.83 (1 H, s), 7.95 (1 H, d, *J*=7.68 Hz), 8.00 (1 H, s), 8.08 (1 H, d, *J*=8.78 Hz), 8.14 (1 H, s), 8.60 (1 H, s), 9.16 (1 H, s), 10.82 (1 H, s); ESIMS found for C<sub>31</sub>H<sub>36</sub>N<sub>6</sub>O *m/z* 509.3 (M+1).

**186**

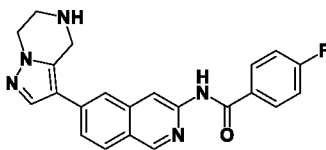
**[0770]** N-(6-(1-Methyl-5-(piperidin-1-ylmethyl)-1H-pyrazol-4-yl)isoquinolin-3-yl)-2-(7-methyl-2,7-diazaspiro[3.5]nonan-2-yl)isonicotinamide **186**.

**[0771]** Off-white solid (8.0 mg, 0.014 mmol, 23.2% yield). <sup>1</sup>H NMR (499 MHz, DMSO-*d*<sub>6</sub>) δ ppm 1.39 (2 H, br d, *J*=4.39 Hz), 1.46 - 1.53 (4 H, m), 1.76 (4 H, br t, *J*=5.08 Hz), 2.15 (3 H, s), 2.19 - 2.33 (4 H, m), 2.38 (4 H, br s), 3.67 (2 H, s), 3.74 (4 H, s), 3.92 (3 H, s), 7.03 (1 H, s), 7.13 (1 H, dd, *J*=5.21, 1.37 Hz), 7.77 (1 H, dd, *J*=8.51, 1.37 Hz), 7.83 (1 H, s), 8.09 (1 H, d, *J*=8.51 Hz), 8.15 (1 H, s), 8.20 (1 H, d, *J*=5.21 Hz), 8.60 (1 H, s), 9.17 (1 H, s), 10.98 (1 H, s); ESIMS found for C<sub>33</sub>H<sub>40</sub>N<sub>8</sub>O *m/z* 565.4 (M+1).

**204**

**[0772]** N-(6-(1-Methyl-5-(morpholinomethyl)-1H-pyrazol-4-yl)isoquinolin-3-yl)-2-morpholinoisonicotinamide **204**.

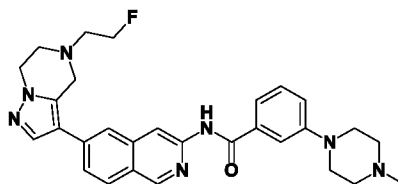
**[0773]** Off-white solid (10.0 mg, 0.020 mmol, 10.8% yield). <sup>1</sup>H NMR (499 MHz, DMSO-*d*<sub>6</sub>) δ ppm 2.42 (4 H, br d, *J*=3.84 Hz), 3.53 - 3.61 (8 H, m), 3.70 - 3.78 (6 H, m), 3.94 (3 H, s), 7.21 (1 H, dd, *J*=5.21, 1.37 Hz), 7.47 (1 H, s), 7.76 (1 H, dd, *J*=8.51, 1.65 Hz), 7.83 (1 H, s), 8.11 (2 H, d, *J*=11.25 Hz), 8.29 (1 H, d, *J*=4.94 Hz), 8.62 (1 H, s), 9.18 (1 H, s), 11.02 (1 H, s); ESIMS found for C<sub>28</sub>H<sub>31</sub>N<sub>7</sub>O<sub>3</sub> *m/z* 514.0 (M+1).

**219**

**[0774]** 4-Fluoro-N-(6-(4,5,6,7-tetrahydropyrazolo[1,5-a]pyrazin-3-yl)isoquinolin-3-yl)benzamide **219**.

**[0775]** Off-white solid (20.0 mg, 0.052 mmol, 22.3% yield). <sup>1</sup>H NMR (499 MHz, DMSO-*d*<sub>6</sub>) δ ppm 3.18 (2 H, br t, *J*=5.21 Hz), 4.07 (2 H, br t, *J*=5.21 Hz), 4.25 (2 H, s), 7.33 - 7.41

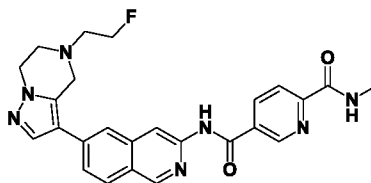
(2 H, m), 7.68 (1 H, dd,  $J=8.51$ , 1.37 Hz), 7.86 (1 H, s), 8.00 (1 H, s), 8.07 (1 H, d,  $J=8.51$  Hz), 8.12 - 8.21 (2 H, m), 8.61 (1 H, s), 9.13 (1 H, s), 10.86 (1 H, s); ESIMS found for  $C_{22}H_{18}FN_5O$   $m/z$  387.9 (M+1).



**220**

**[0776]** N-(6-(5-(2-Fluoroethyl)-4,5,6,7-tetrahydropyrazolo[1,5-a]pyrazin-3-yl)isoquinolin-3-yl)-3-(4-methylpiperazin-1-yl)benzamide **220**.

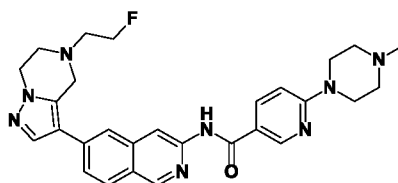
**[0777]** Yellow solid (2.0 mg, 0.004 mmol, 2.1% yield).  $^1H$  NMR (499 MHz, METHANOL- $d_4$ )  $\delta$  ppm 2.37 (3 H, s), 2.65 - 2.69 (4 H, m), 3.00 - 3.05 (1 H, m), 3.14 (4 H, dt,  $J=57.10$ , 5.50 Hz), 3.33 - 3.36 (4 H, m), 3.70 - 3.77 (1 H, m), 4.15 (2 H, s), 4.28 (2 H, t,  $J=5.49$  Hz), 4.62 - 4.76 (2 H, m), 6.70 (1 H, br d,  $J=6.31$  Hz), 7.23 (1 H, dd,  $J=7.96$ , 2.20 Hz), 7.39 - 7.46 (1 H, m), 7.46 - 7.52 (1 H, m), 7.60 (1 H, d,  $J=1.65$  Hz), 7.67 (1 H, dd,  $J=8.51$ , 1.65 Hz), 7.81 (1 H, s), 7.95 (1 H, s), 8.59 (1 H, s), 9.05 (1 H, s); ESIMS found for  $C_{29}H_{32}FN_7O$   $m/z$  514.3 (M+1).



**221**

**[0778]**  $N^5$ -(6-(5-(2-Fluoroethyl)-4,5,6,7-tetrahydropyrazolo[1,5-a]pyrazin-3-yl)isoquinolin-3-yl)- $N^2$ -methylpyridine-2,5-dicarboxamide **221**.

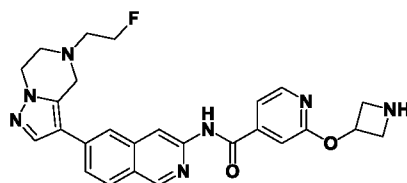
**[0779]** White solid (66.0 mg, 0.139 mmol, 62.9% yield).  $^1H$  NMR (499 MHz, DMSO- $d_6$ )  $\delta$  ppm 2.85 (3 H, br d,  $J=4.39$  Hz), 2.94 - 3.04 (2 H, m), 3.08 (2 H, br s), 4.10 (2 H, s), 4.19 (2 H, br s), 4.59 - 4.75 (2 H, m), 7.71 (1 H, br d,  $J=8.51$  Hz), 7.87 (1 H, s), 8.04 (1 H, s), 8.10 (1 H, br d,  $J=8.51$  Hz), 8.16 (1 H, br d,  $J=7.96$  Hz), 8.56 (1 H, br d,  $J=7.68$  Hz), 8.66 (1 H, s), 8.94 (1 H, br d,  $J=4.67$  Hz), 9.16 (1 H, s), 9.22 (1 H, s), 11.31 (1 H, s); ESIMS found for  $C_{25}H_{24}FN_7O_2$   $m/z$  474.2 (M+1).



**222**

**[0780]** N-(6-(5-(2-Fluoroethyl)-4,5,6,7-tetrahydropyrazolo[1,5-a]pyrazin-3-yl)isoquinolin-3-yl)-6-(4-methylpiperazin-1-yl)nicotinamide **222**.

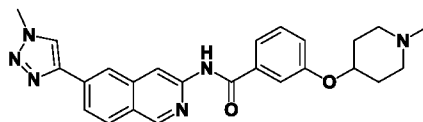
**[0781]** Yellow solid (21.0 mg, 0.041 mmol, 11.6% yield). <sup>1</sup>H NMR (499 MHz, DMSO-*d*<sub>6</sub>) δ ppm 2.23 (3 H, s), 2.38 - 2.43 (4 H, m), 3.00 (3 H, dt, *J*=28.60, 4.70 Hz), 3.09 (2 H, br t, *J*=5.35 Hz), 3.61 - 3.70 (4 H, m), 4.10 (2 H, s), 4.19 (2 H, br t, *J*=5.35 Hz), 4.67 (2 H, dt, *J*=47.80, 5.00 Hz), 6.90 (1 H, d, *J*=9.06 Hz), 7.66 (1 H, dd, *J*=8.64, 1.51 Hz), 7.81 (1 H, s), 8.01 (1 H, s), 8.07 (1 H, d, *J*=8.51 Hz), 8.20 (1 H, dd, *J*=9.06, 2.47 Hz), 8.60 (1 H, s), 8.85 (1 H, d, *J*=2.47 Hz), 9.12 (1 H, s), 10.58 (1 H, s); ESIMS found for C<sub>28</sub>H<sub>31</sub>FN<sub>8</sub>O *m/z* 515.0 (M+1).



**223**

**[0782]** 2-(Azetidin-3-yloxy)-N-(6-(5-(2-fluoroethyl)-4,5,6,7-tetrahydropyrazolo[1,5-a]pyrazin-3-yl)isoquinolin-3-yl)isonicotinamide **223**.

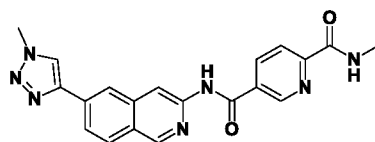
**[0783]** Beige solid (5.0 mg, 0.010 mmol, 10.0% yield). <sup>1</sup>H NMR (499 MHz, DMSO-*d*<sub>6</sub>) δ ppm 2.99 (2 H, dt, *J*=28.60, 5.00 Hz), 3.08 (2 H, br t, *J*=5.35 Hz), 3.71 (2 H, br d, *J*=4.67 Hz), 3.96 (2 H, br s), 4.10 (2 H, s), 4.19 (2 H, br t, *J*=5.35 Hz), 4.67 (2 H, dt, *J*=47.80, 4.70 Hz), 5.41 (1 H, quin, *J*=5.90 Hz), 7.43 (1 H, s), 7.59 (1 H, br d, *J*=4.67 Hz), 7.71 (1 H, dd, *J*=8.51, 1.65 Hz), 7.87 (1 H, s), 8.03 (1 H, s), 8.10 (1 H, d, *J*=8.51 Hz), 8.31 (1 H, d, *J*=5.21 Hz), 8.63 (1 H, s), 9.16 (1 H, s), 11.12 (1 H, br s); ESIMS found for C<sub>26</sub>H<sub>26</sub>FN<sub>7</sub>O<sub>2</sub> *m/z* 488.2 (M+1).



**230**

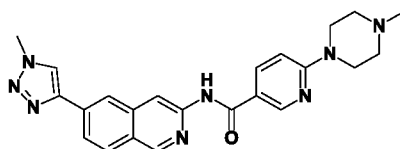
**[0784]** N-(6-(1-Methyl-1H-1,2,3-triazol-4-yl)isoquinolin-3-yl)-3-((1-methylpiperidin-4-yl)oxy)benzamide **230**.

**[0785]** Off-yellow solid (34.5 mg, 0.074 mmol, 40.7% yield). <sup>1</sup>H NMR (499 MHz, DMSO-*d*<sub>6</sub>) δ ppm 1.62 - 1.75 (2 H, m), 1.93 - 2.02 (2 H, m), 2.15 - 2.27 (2 H, m), 2.20 (3 H, s), 2.58 - 2.67 (2 H, m), 4.15 (3 H, s), 4.47 - 4.59 (1 H, m), 7.17 (1 H, ddd, *J*=8.30, 2.40, 1.10 Hz), 7.42 (1 H, t, *J*=8.10 Hz), 7.59 - 7.69 (2 H, m), 8.06 (1 H, dd, *J*=8.51, 1.65 Hz), 8.17 (1 H, d, *J*=8.51 Hz), 8.37 (1 H, s), 8.65 (1 H, s), 8.74 (1 H, s), 9.20 (1 H, s), 10.83 (1 H, s); ESIMS found for C<sub>25</sub>H<sub>26</sub>N<sub>6</sub>O<sub>2</sub> *m/z* 443.0 (M+1).

**232**

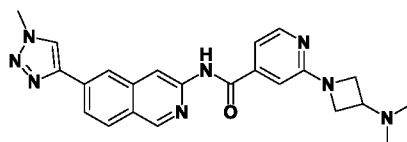
**[0786]** N<sup>2</sup>-methyl-N<sup>5</sup>-(6-(1-methyl-1H-1,2,3-triazol-4-yl)isoquinolin-3-yl)pyridine-2,5-dicarboxamide **232**.

**[0787]** Yellow solid (12.7 mg, 0.033 mmol, 7.4% yield). <sup>1</sup>H NMR (499 MHz, DMSO-*d*<sub>6</sub>) δ ppm 2.86 (3 H, d, *J*=4.67 Hz), 4.15 (3 H, s), 8.09 (1 H, dd, *J*=8.51, 1.65 Hz), 8.17 (2 H, dd, *J*=12.21, 8.37 Hz), 8.40 (1 H, s), 8.57 (1 H, dd, *J*=8.10, 2.33 Hz), 8.67 (1 H, s), 8.75 (1 H, s), 8.89 (1 H, q, *J*=4.48 Hz), 9.22 (2 H, s), 11.31 (1 H, s); ESIMS found for C<sub>20</sub>H<sub>17</sub>N<sub>7</sub>O<sub>2</sub> *m/z* 387.9. (M+1).

**233**

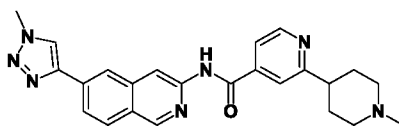
**[0788]** N-(6-(1-Methyl-1H-1,2,3-triazol-4-yl)isoquinolin-3-yl)-6-(4-methylpiperazin-1-yl)nicotinamide **233**.

**[0789]** Yellow solid (42.7 mg, 0.100 mmol, 28.3% yield). <sup>1</sup>H NMR (499 MHz, DMSO-*d*<sub>6</sub>) δ ppm 2.23 (3 H, s), 2.38 - 2.43 (4 H, m), 3.61 - 3.68 (4 H, m), 4.15 (3 H, s), 6.89 (1 H, d, *J*=9.06 Hz), 8.04 (1 H, dd, *J*=8.51, 1.65 Hz), 8.14 (1 H, d, *J*=8.51 Hz), 8.20 (1 H, dd, *J*=9.06, 2.47 Hz), 8.34 (1 H, s), 8.63 (1 H, s), 8.73 (1 H, s), 8.85 (1 H, d, *J*=2.47 Hz), 9.17 (1 H, s), 10.64 (1 H, s); ESIMS found for C<sub>23</sub>H<sub>24</sub>N<sub>8</sub>O *m/z* 429.0 (M+1).

**236**

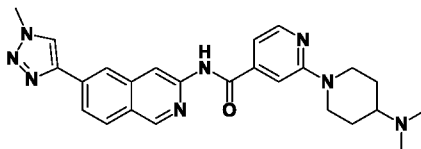
**[0790]** 2-(3-(Dimethylamino)azetidin-1-yl)-N-(6-(1-methyl-1H-1,2,3-triazol-4-yl)isoquinolin-3-yl)isonicotinamide **236**.

**[0791]** Beige solid (30.0 mg, 0.070 mmol, 24.4% yield). <sup>1</sup>H NMR (499 MHz, DMSO-*d*<sub>6</sub>) δ ppm 2.14 (6 H, s), 3.19 - 3.25 (1 H, m), 3.81 (2 H, dd, *J*=8.37, 5.35 Hz), 4.07 (2 H, t, *J*=7.68 Hz), 4.15 (3 H, s), 7.04 (1 H, s), 7.16 (1 H, dd, *J*=5.21, 1.37 Hz), 8.08 (1 H, dd, *J*=8.51, 1.37 Hz), 8.17 (1 H, d, *J*=8.51 Hz), 8.20 - 8.26 (1 H, m), 8.38 (1 H, s), 8.64 (1 H, s), 8.74 (1 H, s), 9.20 (1 H, s), 10.99 (1 H, s); ESIMS found for C<sub>23</sub>H<sub>24</sub>N<sub>8</sub>O *m/z* 429.0 (M+1).

**238**

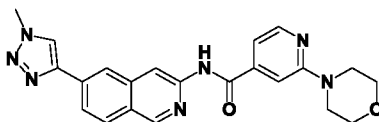
**[0792]** N-(6-(1-Methyl-1H-1,2,3-triazol-4-yl)isoquinolin-3-yl)-2-(1-methylpiperidin-4-yl)isonicotinamide **238**.

**[0793]** Off-white solid (36.0 mg, 0.084 mmol, 68.6% yield). <sup>1</sup>H NMR (499 MHz, DMSO-*d*<sub>6</sub>) δ ppm 1.77 - 1.93 (4 H, m), 2.00 (2 H, td, *J*=11.53, 2.47 Hz), 2.21 (3 H, s), 2.73 (1 H, tt, *J*=11.46, 4.05 Hz), 2.90 (2 H, br d, *J*=11.25 Hz), 4.15 (3 H, s), 7.77 (1 H, dd, *J*=4.94, 1.65 Hz), 7.92 (1 H, s), 8.09 (1 H, dd, *J*=8.51, 1.65 Hz), 8.18 (1 H, d, *J*=8.78 Hz), 8.40 (1 H, s), 8.67 (1 H, s), 8.69 (1 H, d, *J*=5.21 Hz), 8.76 (1 H, s), 9.22 (1 H, s), 11.23 (1 H, s); ESIMS found for C<sub>24</sub>H<sub>25</sub>N<sub>7</sub>O *m/z* 428.2 (M+1).

**240**

**[0794]** 2-(4-(Dimethylamino)piperidin-1-yl)-N-(6-(1-methyl-1H-1,2,3-triazol-4-yl)isoquinolin-3-yl)isonicotinamide **240**.

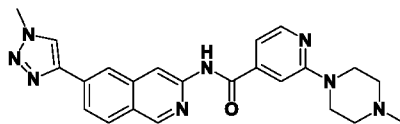
**[0795]** White solid (18.0 mg, 0.039 mmol, 28.6% yield). <sup>1</sup>H NMR (499 MHz, DMSO-*d*<sub>6</sub>) δ ppm 1.40 (2 H, qd, *J*=11.98, 3.84 Hz), 1.85 (2 H, br d, *J*=11.80 Hz), 2.24 (6 H, s), 2.37 - 2.46 (1 H, m), 2.81 - 2.92 (2 H, m), 4.15 (3 H, s), 4.44 (2 H, br d, *J*=13.17 Hz), 7.13 (1 H, dd, *J*=5.08, 0.96 Hz), 7.46 (1 H, s), 8.07 (1 H, dd, *J*=8.51, 1.37 Hz), 8.17 (1 H, d, *J*=8.51 Hz), 8.25 (1 H, d, *J*=5.21 Hz), 8.38 (1 H, s), 8.65 (1 H, s), 8.74 (1 H, s), 9.21 (1 H, s), 11.04 (1 H, s); ESIMS found for C<sub>25</sub>H<sub>28</sub>N<sub>8</sub>O *m/z* 457.0 (M+1).

**241**

**[0796]** N-(6-(1-Methyl-1H-1,2,3-triazol-4-yl)isoquinolin-3-yl)-2-morpholinoisonicotinamide **241**.

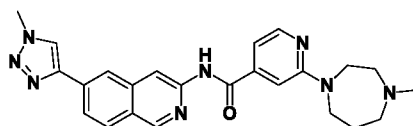
**[0797]** Off-white solid (70.0 mg, 0.169 mmol, 53.6% yield). <sup>1</sup>H NMR (499 MHz, DMSO-*d*<sub>6</sub>) δ ppm 3.52 - 3.63 (4 H, m), 3.70 - 3.78 (4 H, m), 4.15 (3 H, s), 7.22 (1 H, dd, *J*=5.08, 1.23 Hz), 7.47 (1 H, s), 8.08 (1 H, dd, *J*=8.51, 1.65 Hz), 8.17 (1 H, d, *J*=8.78 Hz), 8.29 (1 H, d,

$J=4.94$  Hz), 8.38 (1 H, s), 8.66 (1 H, s), 8.74 (1 H, s), 9.21 (1 H, s), 11.06 (1 H, s); ESIMS found for  $C_{22}H_{21}N_7O_2$   $m/z$  415.9 (M+1).

**242**

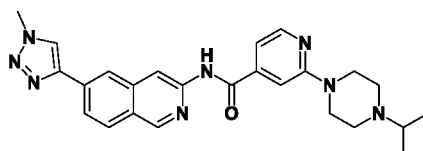
**[0798]** N-(6-(1-Methyl-1H-1,2,3-triazol-4-yl)isoquinolin-3-yl)-2-(4-methylpiperazin-1-yl)isonicotinamide **242**.

**[0799]** White solid (38.0 mg, 0.089 mmol, 37.8% yield).  $^1H$  NMR (499 MHz, DMSO- $d_6$ )  $\delta$  ppm 2.23 (3 H, s), 2.43 (4 H, br t,  $J=4.67$  Hz), 3.56 - 3.66 (4 H, m), 4.15 (3 H, s), 7.17 (1 H, d,  $J=4.94$  Hz), 7.47 (1 H, s), 8.04 - 8.10 (1 H, m), 8.18 (1 H, d,  $J=8.51$  Hz), 8.26 (1 H, d,  $J=4.94$  Hz), 8.38 (1 H, s), 8.66 (1 H, s), 8.75 (1 H, s), 9.21 (1 H, s), 11.10 (1 H, s); ESIMS found for  $C_{23}H_{24}N_8O$   $m/z$  429.0 (M+1).

**243**

**[0800]** 2-(4-Methyl-1,4-diazepan-1-yl)-N-(6-(1-methyl-1H-1,2,3-triazol-4-yl)isoquinolin-3-yl)isonicotinamide **243**.

**[0801]** Beige solid (47.0 mg, 0.106 mmol, 37.0% yield).  $^1H$  NMR (499 MHz, DMSO- $d_6$ )  $\delta$  ppm 1.93 (2 H, dt,  $J=11.39, 5.83$  Hz), 2.27 (3 H, s), 2.48 (2 H, br s), 2.63 (2 H, dd,  $J=5.63, 4.25$  Hz), 3.69 (2 H, t,  $J=6.17$  Hz), 3.78 - 3.85 (2 H, m), 4.15 (3 H, s), 7.06 (1 H, dd,  $J=5.21, 1.10$  Hz), 7.21 (1 H, s), 8.08 (1 H, dd,  $J=8.51, 1.65$  Hz), 8.18 (1 H, d,  $J=8.51$  Hz), 8.21 (1 H, d,  $J=4.94$  Hz), 8.38 (1 H, s), 8.65 (1 H, s), 8.76 (1 H, s), 9.21 (1 H, s), 11.08 (1 H, s); ESIMS found for  $C_{24}H_{26}N_8O$   $m/z$  443.2 (M+1).

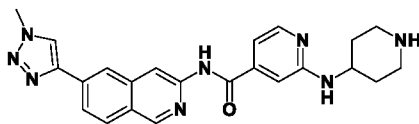
**245**

**[0802]** 2-(4-Isopropylpiperazin-1-yl)-N-(6-(1-methyl-1H-1,2,3-triazol-4-yl)isoquinolin-3-yl)isonicotinamide **245**.

**[0803]** Beige solid (198.0 mg, 0.434 mmol, 36.8% yield).  $^1H$  NMR (500 MHz, DMSO- $d_6$ )  $\delta$  ppm 1.01 (6 H, d,  $J=6.59$  Hz), 2.53 - 2.59 (4 H, m), 2.65 - 2.75 (1 H, m), 3.53 - 3.63 (4 H, m), 4.15 (3 H, s), 7.16 (1 H, dd,  $J=5.21, 1.37$  Hz), 7.45 (1 H, s), 8.08 (1 H, dd,  $J=8.51, 1.37$

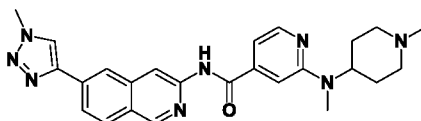


Hz), 8.18 (1 H, d,  $J=8.78$  Hz), 8.26 (1 H, d,  $J=5.21$  Hz), 8.38 (1 H, s), 8.66 (1 H, s), 8.76 (1 H, s), 9.21 (1 H, s), 11.11 (1 H, s); ESIMS found for  $C_{25}H_{28}N_8O$   $m/z$  457.2 (M+1).

**249**

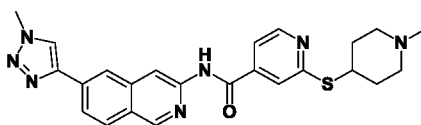
**[0804]** N-(6-(1-Methyl-1H-1,2,3-triazol-4-yl)isoquinolin-3-yl)-2-(piperidin-4-ylamino)isonicotinamide **249**.

**[0805]** White solid (7.0 mg, 0.016 mmol, 57.6% yield).  $^1H$  NMR (499 MHz, DMSO- $d_6$ )  $\delta$  ppm 1.33 - 1.46 (2 H, m), 1.93 (2 H, br d,  $J=10.15$  Hz), 2.69 (2 H, br t,  $J=10.98$  Hz), 3.06 (2 H, br d,  $J=12.62$  Hz), 3.81 - 3.93 (1 H, m), 4.15 (3 H, s), 6.78 (1 H, d,  $J=7.68$  Hz), 7.00 (1 H, s), 7.03 (1 H, dd,  $J=5.21, 1.37$  Hz), 8.07 (1 H, dd,  $J=8.51, 1.37$  Hz), 8.10 (1 H, d,  $J=5.49$  Hz), 8.17 (1 H, d,  $J=8.51$  Hz), 8.39 (1 H, s), 8.62 (1 H, s), 8.75 (1 H, s), 9.20 (1 H, s), 10.88 (1 H, br s); ESIMS found for  $C_{23}H_{24}N_8O$   $m/z$  429.0 (M+1).

**250**

**[0806]** 2-(Methyl(1-methylpiperidin-4-yl)amino)-N-(6-(1-methyl-1H-1,2,3-triazol-4-yl)isoquinolin-3-yl)isonicotinamide **250**.

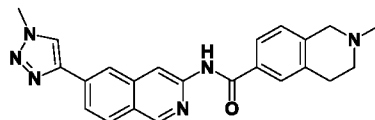
**[0807]** Brown solid (19.0 mg, 0.042 mmol, 14.5% yield).  $^1H$  NMR (499 MHz, DMSO- $d_6$ )  $\delta$  ppm 1.49 - 1.64 (2 H, m), 1.75 - 1.87 (2 H, m), 2.05 (2 H, br t,  $J=10.84$  Hz), 2.20 (3 H, s), 2.82 - 2.90 (2 H, m), 2.94 (3 H, s), 4.15 (3 H, s), 4.45 - 4.56 (1 H, m), 7.08 (1 H, dd,  $J=5.08, 1.23$  Hz), 7.19 (1 H, s), 8.07 (1 H, dd,  $J=8.37, 1.51$  Hz), 8.17 (1 H, d,  $J=8.51$  Hz), 8.23 (1 H, d,  $J=5.21$  Hz), 8.37 (1 H, s), 8.65 (1 H, s), 8.74 (1 H, s), 9.21 (1 H, s), 11.01 (1 H, s); ESIMS found for  $C_{25}H_{28}N_8O$   $m/z$  457.0 (M+1).

**253**

**[0808]** N-(6-(1-Methyl-1H-1,2,3-triazol-4-yl)isoquinolin-3-yl)-2-((1-methylpiperidin-4-yl)thio)isonicotinamide **253**.

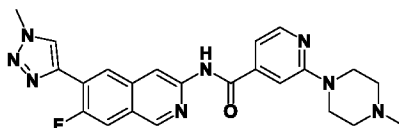
**[0809]** Off-white solid (28.0 mg, 0.061 mmol, 19.4% yield).  $^1H$  NMR (499 MHz, DMSO- $d_6$ )  $\delta$  ppm 1.58 - 1.72 (2 H, m), 1.99 - 2.07 (2 H, m), 2.12 (2 H, br t,  $J=10.29$  Hz), 2.17 (3 H, s), 2.69 (2 H, br d,  $J=10.70$  Hz), 3.84 (1 H, br t,  $J=9.74$  Hz), 4.15 (3 H, s), 7.64 (1 H, dd,  $J=5.21,$

1.65 Hz), 7.82 (1 H, s), 8.09 (1 H, dd,  $J=8.51$ , 1.65 Hz), 8.18 (1 H, d,  $J=8.51$  Hz), 8.39 (1 H, s), 8.62 (1 H, d,  $J=5.21$  Hz), 8.64 (1 H, s), 8.75 (1 H, s), 9.21 (1 H, s), 11.22 (1 H, s); ESIMS found for  $C_{24}H_{25}N_7OS$   $m/z$  460.2 (M+1).

**256**

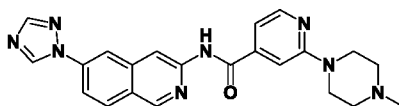
**[0810]** 2-Methyl-N-(6-(1-methyl-1H-1,2,3-triazol-4-yl)isoquinolin-3-yl)-1,2,3,4-tetrahydroisoquinoline-6-carboxamide **256**.

**[0811]** Off-white solid (39.0 mg, 0.093 mmol, 85.9% yield).  $^1H$  NMR (499 MHz, DMSO- $d_6$ )  $\delta$  ppm 2.37 (3 H, s), 2.64 (2 H, t,  $J=5.90$  Hz), 2.92 (2 H, br t,  $J=5.76$  Hz), 3.56 (2 H, s), 4.15 (3 H, s), 7.19 (1 H, d,  $J=7.96$  Hz), 7.83 (1 H, dd,  $J=7.96$ , 1.92 Hz), 7.88 (1 H, s), 8.06 (1 H, dd,  $J=8.51$ , 1.65 Hz), 8.16 (1 H, d,  $J=8.78$  Hz), 8.36 (1 H, d,  $J=0.82$  Hz), 8.64 (1 H, s), 8.74 (1 H, s), 9.18 (1 H, s), 10.69 (1 H, s); ESIMS found for  $C_{23}H_{22}N_6O$   $m/z$  399.0 (M+1).

**257**

**[0812]** N-(7-Fluoro-6-(1-methyl-1H-1,2,3-triazol-4-yl)isoquinolin-3-yl)-2-(4-methylpiperazin-1-yl)isonicotinamide **257**.

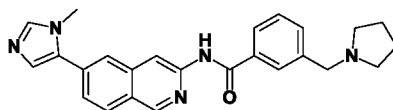
**[0813]** Light brown solid (14.0 mg, 0.031 mmol, 17.8% yield).  $^1H$  NMR (499 MHz, DMSO- $d_6$ )  $\delta$  ppm 2.24 (3 H, s), 2.43 (4 H, br t,  $J=4.94$  Hz), 3.57 - 3.66 (4 H, m), 4.17 (3 H, s), 7.17 (1 H, dd,  $J=5.21$ , 1.10 Hz), 7.47 (1 H, s), 8.07 (1 H, d,  $J=11.25$  Hz), 8.26 (1 H, d,  $J=5.49$  Hz), 8.60 (1 H, d,  $J=4.39$  Hz), 8.67 (1 H, d,  $J=6.86$  Hz), 8.71 (1 H, s), 9.22 (1 H, s), 11.11 (1 H, s); ESIMS found for  $C_{23}H_{23}FN_8O$   $m/z$  447.2 (M+1).

**258**

**[0814]** N-(6-(1H-1,2,4-Triazol-1-yl)isoquinolin-3-yl)-2-(4-methylpiperazin-1-yl)isonicotinamide **258**.

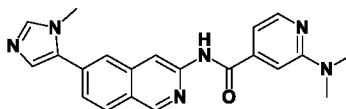
**[0815]** Beige solid (40.0 mg, 0.097 mmol, 41.1% yield).  $^1H$  NMR (499 MHz, DMSO- $d_6$ )  $\delta$  ppm 2.24 (3 H, s), 2.43 (4 H, t,  $J=4.94$  Hz), 3.56 - 3.66 (4 H, m), 7.16 (1 H, dd,  $J=5.21$ , 1.10 Hz), 7.47 (1 H, s), 8.11 (1 H, dd,  $J=8.78$ , 1.92 Hz), 8.26 (1 H, d,  $J=5.21$  Hz), 8.32 (1 H, d,  $J=9.06$  Hz), 8.71 (1 H, s), 9.22 (1 H, s), 11.11 (1 H, s); ESIMS found for  $C_{23}H_{23}N_8O$   $m/z$  447.2 (M+1).

Hz), 8.35 (1 H, s), 8.48 (1 H, d,  $J=1.92$  Hz), 8.73 (1 H, s), 9.29 (1 H, s), 9.53 (1 H, s), 11.18 (1 H, s); ESIMS found for  $C_{22}H_{22}N_8O$   $m/z$  415.2 (M+1).

**261**

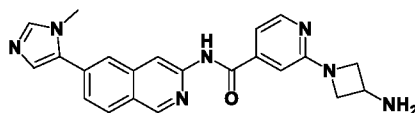
**[0816]** N-(6-(1-Methyl-1H-imidazol-5-yl)isoquinolin-3-yl)-3-(pyrrolidin-1-ylmethyl)benzamide **261**.

**[0817]** White solid (25.0 mg, 0.061 mmol, 27.2% yield).  $^1H$  NMR (499 MHz, DMSO- $d_6$ )  $\delta$  ppm 1.72 (4 H, dt,  $J=6.66, 3.12$  Hz), 2.48 (4 H, br s), 3.67 (2 H, s), 3.85 (3 H, s), 7.32 (1 H, d,  $J=0.82$  Hz), 7.41 - 7.51 (1 H, m), 7.54 (1 H, br d,  $J=7.68$  Hz), 7.72 (1 H, dd,  $J=8.51, 1.65$  Hz), 7.80 (1 H, s), 7.96 (1 H, br d,  $J=7.96$  Hz), 8.01 (1 H, s), 8.08 (1 H, s), 8.14 (1 H, d,  $J=8.51$  Hz), 8.68 (1 H, s), 9.21 (1 H, s), 10.81 (1 H, s); ESIMS found for  $C_{25}H_{25}N_5O$   $m/z$  412.0 (M+1).

**265**

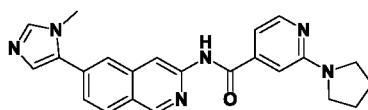
**[0818]** 2-(Dimethylamino)-N-(6-(1-methyl-1H-imidazol-5-yl)isoquinolin-3-yl)isonicotinamide **265**.

**[0819]** White solid (16.0 mg, 0.043 mmol, 14.9% yield).  $^1H$  NMR (499 MHz, DMSO- $d_6$ )  $\delta$  ppm 3.11 (6 H, s), 3.85 (3 H, s), 7.09 (1 H, dd,  $J=5.08, 1.23$  Hz), 7.25 (1 H, s), 7.33 (1 H, d,  $J=1.10$  Hz), 7.29 - 7.29 (1 H, m), 7.74 (1 H, dd,  $J=8.51, 1.65$  Hz), 7.81 (1 H, s), 8.10 (1 H, d,  $J=0.82$  Hz), 8.15 (1 H, d,  $J=8.51$  Hz), 8.23 (1 H, d,  $J=5.21$  Hz), 8.69 (1 H, s), 9.22 (1 H, s), 11.07 (1 H, s); ESIMS found for  $C_{21}H_{20}N_6O$   $m/z$  373.2 (M+1).

**266**

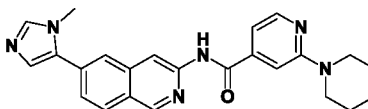
**[0820]** 2-(3-Aminoazetidin-1-yl)-N-(6-(1-methyl-1H-imidazol-5-yl)isoquinolin-3-yl)isonicotinamide **266**.

**[0821]** Yellow solid (25.3 mg, 0.063 mmol, 51.0% yield).  $^1H$  NMR (499 MHz, DMSO- $d_6$ )  $\delta$  ppm 2.15 (2 H, br s), 3.62 (2 H, dd,  $J=8.23, 5.76$  Hz), 3.79 - 3.89 (4 H, m), 4.19 (2 H, t,  $J=7.68$  Hz), 7.02 (1 H, s), 7.14 (1 H, dd,  $J=5.21, 1.37$  Hz), 7.33 (1 H, d,  $J=1.10$  Hz), 7.74 (1 H, dd,  $J=8.51, 1.65$  Hz), 7.81 (1 H, s), 8.09 (1 H, s), 8.15 (1 H, d,  $J=8.51$  Hz), 8.20 (1 H, d,  $J=5.21$  Hz), 8.68 (1 H, s), 9.22 (1 H, s), 11.04 (1 H, br s); ESIMS found for  $C_{22}H_{21}N_7O$   $m/z$  400.2 (M+1).

**268**

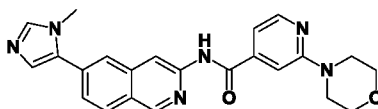
**[0822]** N-(6-(1-Methyl-1H-imidazol-5-yl)isoquinolin-3-yl)-2-(pyrrolidin-1-yl)isonicotinamide **268**.

**[0823]** White solid (69.0 mg, 0.173 mmol, 62.6% yield). <sup>1</sup>H NMR (499 MHz, DMSO-*d*<sub>6</sub>) δ ppm 1.94 - 2.03 (4 H, m), 3.47 (4 H, br t, *J*=6.59 Hz), 3.85 (3 H, s), 7.06 (1 H, dd, *J*=5.21, 1.37 Hz), 7.08 (1 H, s), 7.33 (1 H, s), 7.74 (1 H, dd, *J*=8.51, 1.65 Hz), 7.81 (1 H, s), 8.09 (1 H, s), 8.15 (1 H, d, *J*=8.78 Hz), 8.21 (1 H, d, *J*=5.21 Hz), 8.69 (1 H, s), 9.22 (1 H, s), 11.04 (1 H, s); ESIMS found for C<sub>23</sub>H<sub>22</sub>N<sub>6</sub>O *m/z* 399.2 (M+1).

**271**

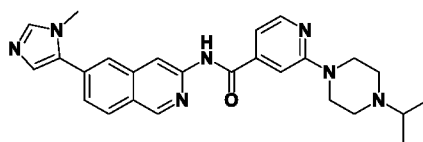
**[0824]** N-(6-(1-Methyl-1H-imidazol-5-yl)isoquinolin-3-yl)-2-(piperidin-1-yl)isonicotinamide **271**.

**[0825]** White solid (85.0 mg, 0.206 mmol, 74.5% yield). <sup>1</sup>H NMR (499 MHz, DMSO-*d*<sub>6</sub>) δ ppm 1.53 - 1.62 (4 H, m), 1.62 - 1.69 (2 H, m), 3.61 - 3.66 (4 H, m), 3.85 (3 H, s), 7.09 (1 H, dd, *J*=5.21, 1.37 Hz), 7.33 (1 H, s), 7.44 (1 H, s), 7.74 (1 H, dd, *J*=8.51, 1.65 Hz), 7.81 (1 H, s), 8.09 (1 H, s), 8.15 (1 H, d, *J*=8.51 Hz), 8.23 (1 H, d, *J*=5.21 Hz), 8.69 (1 H, s), 9.22 (1 H, s), 11.09 (1 H, s); ESIMS found for C<sub>24</sub>H<sub>24</sub>N<sub>6</sub>O *m/z* 413.2 (M+1).

**273**

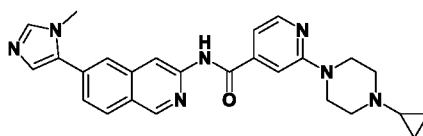
**[0826]** N-(6-(1-Methyl-1H-imidazol-5-yl)isoquinolin-3-yl)-2-morpholinoisonicotinamide **273**.

**[0827]** White solid (70.0 mg, 0.169 mmol, 61.0% yield). <sup>1</sup>H NMR (499 MHz, DMSO-*d*<sub>6</sub>) δ ppm 3.54 - 3.59 (4 H, m), 3.71 - 3.77 (4 H, m), 3.85 (3 H, s), 7.21 (1 H, dd, *J*=5.08, 1.23 Hz), 7.33 (1 H, s), 7.48 (1 H, s), 7.74 (1 H, dd, *J*=8.51, 1.65 Hz), 7.81 (1 H, s), 8.10 (1 H, s), 8.16 (1 H, d, *J*=8.51 Hz), 8.29 (1 H, d, *J*=4.94 Hz), 8.70 (1 H, s), 9.23 (1 H, s), 11.11 (1 H, s); ESIMS found for C<sub>23</sub>H<sub>22</sub>N<sub>6</sub>O<sub>2</sub> *m/z* 415.2 (M+1).

**275**

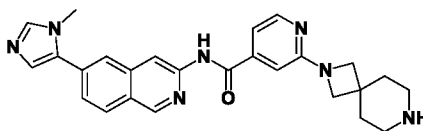
**[0828]** 2-(4-Isopropylpiperazin-1-yl)-N-(6-(1-methyl-1H-imidazol-5-yl)isoquinolin-3-yl)isonicotinamide **275**.

**[0829]** Beige solid (85.0 mg, 0.187 mmol, 64.8% yield).  $^1\text{H}$  NMR (499 MHz,  $\text{DMSO-}d_6$ )  $\delta$  ppm 1.02 (6 H, d,  $J=6.59$  Hz), 2.53 - 2.59 (4 H, m), 2.66 - 2.75 (1 H, m), 3.52 - 3.63 (4 H, m), 3.85 (3 H, s), 7.15 (1 H, dd,  $J=5.08$ , 1.23 Hz), 7.32 (1 H, d,  $J=1.10$  Hz), 7.44 (1 H, s), 7.73 (1 H, dd,  $J=8.51$ , 1.65 Hz), 7.80 (1 H, s), 7.77 - 7.78 (1 H, m), 8.09 (1 H, s), 8.15 (1 H, d,  $J=8.51$  Hz), 8.26 (1 H, d,  $J=5.21$  Hz), 8.69 (1 H, s), 9.22 (1 H, s), 11.04 (1 H, s); ESIMS found for  $\text{C}_{26}\text{H}_{29}\text{N}_7\text{O}$   $m/z$  456.0 ( $\text{M}+1$ ).

**276**

**[0830]** 2-(4-Cyclopropylpiperazin-1-yl)-N-(6-(1-methyl-1H-imidazol-5-yl)isoquinolin-3-yl)isonicotinamide **276**.

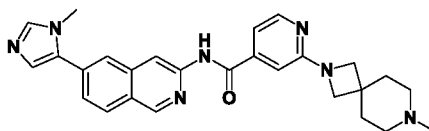
**[0831]** White solid (46.0 mg, 0.101 mmol, 73.6% yield).  $^1\text{H}$  NMR (500 MHz,  $\text{DMSO-}d_6$ )  $\delta$  ppm 0.34 - 0.41 (2 H, m), 0.41 - 0.49 (2 H, m), 1.66 (1 H, tt,  $J=6.62$ , 3.53 Hz), 2.62 - 2.68 (4 H, m), 3.52 - 3.61 (4 H, m), 3.85 (3 H, s), 7.15 (1 H, dd,  $J=5.08$ , 1.23 Hz), 7.33 (1 H, d,  $J=1.10$  Hz), 7.47 (1 H, s), 7.74 (1 H, dd,  $J=8.51$ , 1.65 Hz), 7.81 (1 H, s), 8.10 (1 H, s), 8.15 (1 H, d,  $J=8.78$  Hz), 8.26 (1 H, d,  $J=5.21$  Hz), 8.69 (1 H, s), 9.23 (1 H, s), 11.12 (1 H, s); ESIMS found for  $\text{C}_{26}\text{H}_{27}\text{N}_7\text{O}$   $m/z$  454.0 ( $\text{M}+1$ ).

**277**

**[0832]** N-(6-(1-Methyl-1H-imidazol-5-yl)isoquinolin-3-yl)-2-(2,7-diazaspiro[3.5]nonan-2-yl)isonicotinamide **277**.

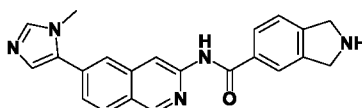
**[0833]** Off-white solid (131.6 mg, 0.290 mmol, 31.2% yield).  $^1\text{H}$  NMR (499 MHz,  $\text{DMSO-}d_6$ )  $\delta$  ppm 1.62 - 1.71 (4 H, m), 2.66 (4 H, br s), 3.73 (4 H, s), 3.85 (3 H, s), 7.03 (1 H, s), 7.12 (1 H, dd,  $J=5.21$ , 1.37 Hz), 7.33 (1 H, s), 7.74 (1 H, dd,  $J=8.51$ , 1.65 Hz), 7.81 (1 H, s), 8.10

(1 H, s), 8.15 (1 H, d,  $J=8.51$  Hz), 8.20 (1 H, d,  $J=5.21$  Hz), 8.68 (1 H, s), 9.22 (1 H, s), 11.04 (1 H, br s); ESIMS found for  $C_{26}H_{27}N_7O$   $m/z$  454.2 (M+1).

**278**

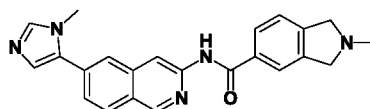
**[0834]** N-(6-(1-Methyl-1H-imidazol-5-yl)isoquinolin-3-yl)-2-(7-methyl-2,7-diazaspiro[3.5]nonan-2-yl)isonicotinamide **278**.

**[0835]** Off-white solid (39.0 mg, 0.079 mmol, 35.9% yield).  $^1H$  NMR (499 MHz, DMSO- $d_6$ )  $\delta$  ppm 1.76 (4 H, br t,  $J=5.08$  Hz), 2.14 (3 H, s), 2.27 (4 H, br s), 3.73 (4 H, s), 3.85 (3 H, s), 7.03 (1 H, s), 7.13 (1 H, dd,  $J=5.08, 1.51$  Hz), 7.33 (1 H, s), 7.74 (1 H, dd,  $J=8.51, 1.65$  Hz), 7.81 (1 H, s), 8.10 (1 H, s), 8.15 (1 H, d,  $J=8.51$  Hz), 8.20 (1 H, d,  $J=5.21$  Hz), 8.68 (1 H, s), 9.22 (1 H, s), 11.04 (1 H, s); ESIMS found for  $C_{27}H_{29}N_7O$   $m/z$  468.2 (M+1).

**285**

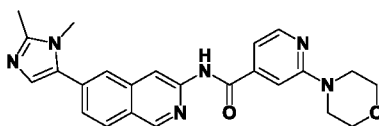
**[0836]** N-(6-(1-Methyl-1H-imidazol-5-yl)isoquinolin-3-yl)isoindoline-5-carboxamide **285**.

**[0837]** Off-white solid (233.7 mg, 0.633 mmol, 68.1% yield).  $^1H$  NMR (499 MHz, DMSO- $d_6$ )  $\delta$  ppm 3.85 (4 H, s), 4.07 (1 H, s), 4.27 (3 H, s), 7.33 (1 H, s), 7.44 (1 H, d,  $J=7.96$  Hz), 7.72 (1 H, dd,  $J=8.51, 1.65$  Hz), 7.81 (1 H, s), 7.97 (1 H, dd,  $J=7.82, 1.24$  Hz), 8.01 (1 H, s), 8.09 (1 H, s), 8.14 (1 H, d,  $J=8.51$  Hz), 8.69 (1 H, s), 9.21 (1 H, s), 10.84 (1 H, s); ESIMS found for  $C_{22}H_{19}N_5O$   $m/z$  370.2 (M+1).

**286**

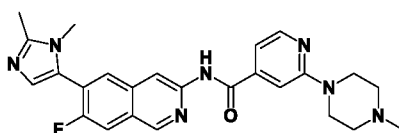
**[0838]** 2-Methyl-N-(6-(1-methyl-1H-imidazol-5-yl)isoquinolin-3-yl)isoindoline-5-carboxamide **286**.

**[0839]** Off-white solid (39.0 mg, 0.097 mmol, 17.8% yield).  $^1H$  NMR (499 MHz, DMSO- $d_6$ )  $\delta$  ppm 2.51 (3 H, br s), 3.85 (3 H, s), 3.87 (4 H, s), 7.33 (1 H, s), 7.37 (1 H, d,  $J=7.96$  Hz), 7.72 (1 H, dd,  $J=8.64, 1.51$  Hz), 7.81 (1 H, s), 7.89 - 7.98 (2 H, m), 8.09 (1 H, s), 8.14 (1 H, d,  $J=8.51$  Hz), 8.68 (1 H, s), 9.20 (1 H, s), 10.80 (1 H, s); ESIMS found for  $C_{23}H_{21}N_5O$   $m/z$  384.2 (M+1).

**289**

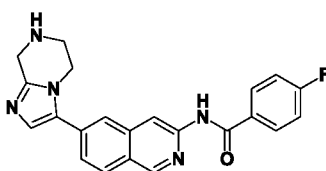
**[0840]** N-(6-(1,2-Dimethyl-1H-imidazol-5-yl)isoquinolin-3-yl)-2-morpholinoisonicotinamide **289**.

**[0841]** Beige solid (37.0 mg, 0.085 mmol, 35.0% yield). <sup>1</sup>H NMR (499 MHz, DMSO-*d*<sub>6</sub>) δ ppm 2.40 (3 H, s), 3.54 - 3.61 (4 H, m), 3.68 (3 H, s), 3.70 - 3.77 (4 H, m), 7.14 (1 H, s), 7.21 (1 H, dd, *J*=5.08, 1.23 Hz), 7.47 (1 H, s), 7.67 (1 H, dd, *J*=8.51, 1.65 Hz), 8.00 (1 H, s), 8.14 (1 H, d, *J*=8.78 Hz), 8.29 (1 H, d, *J*=4.94 Hz), 8.67 (1 H, s), 9.21 (1 H, s), 11.05 (1 H, s); ESIMS found for C<sub>24</sub>H<sub>24</sub>N<sub>6</sub>O<sub>2</sub> *m/z* 429.0 (M+1).

**290**

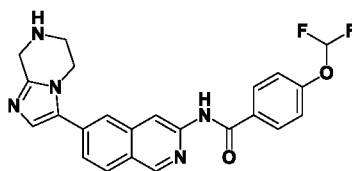
**[0842]** N-(6-(1,2-Dimethyl-1H-imidazol-5-yl)-7-fluoroisoquinolin-3-yl)-2-(4-methylpiperazin-1-yl)isonicotinamide **290**.

**[0843]** Off-white solid (54.0 mg, 0.118 mmol, 42.4% yield). <sup>1</sup>H NMR (499 MHz, DMSO-*d*<sub>6</sub>) δ ppm 2.23 (3 H, s), 2.41 (3 H, s), 2.41 - 2.45 (4 H, m), 3.54 (3 H, d, *J*=0.82 Hz), 3.58 - 3.63 (4 H, m), 7.07 (1 H, d, *J*=0.82 Hz), 7.15 (1 H, dd, *J*=5.21, 1.10 Hz), 7.47 (1 H, s), 8.05 (1 H, d, *J*=10.43 Hz), 8.08 (1 H, d, *J*=7.14 Hz), 8.26 (1 H, d, *J*=5.21 Hz), 8.71 (1 H, s), 9.23 (1 H, s), 11.14 (1 H, s); ESIMS found for C<sub>25</sub>H<sub>26</sub>FN<sub>7</sub>O *m/z* 460.2 (M+1).

**291**

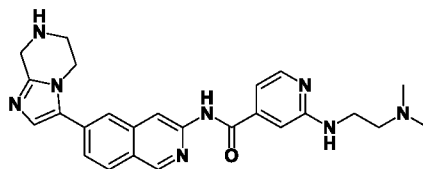
**[0844]** 4-Fluoro-N-(6-(5,6,7,8-tetrahydroimidazo[1,2-a]pyrazin-3-yl)isoquinolin-3-yl)benzamide **291**.

**[0845]** Beige solid (55.0 mg, 0.142 mmol, 83.4% yield). <sup>1</sup>H NMR (499 MHz, DMSO-*d*<sub>6</sub>) δ ppm 2.79 (1 H, br s), 3.09 (2 H, t, *J*=5.21 Hz), 3.96 (2 H, s), 4.14 (2 H, t, *J*=5.21 Hz), 7.31 (1 H, s), 7.36 (2 H, t, *J*=8.78 Hz), 7.71 (1 H, dd, *J*=8.64, 1.51 Hz), 8.03 (1 H, s), 8.11 (1 H, d, *J*=8.51 Hz), 8.14 - 8.21 (2 H, m), 8.67 (1 H, s), 9.18 (1 H, s), 10.92 (1 H, s); ESIMS found for C<sub>22</sub>H<sub>18</sub>FN<sub>5</sub>O *m/z* 387.9 (M+1).

**292**

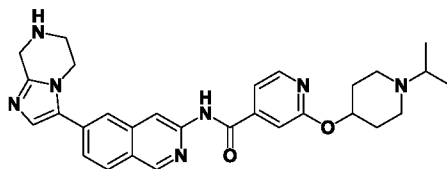
**[0846]** 4-(Difluoromethoxy)-N-(6-(5,6,7,8-tetrahydroimidazo[1,2-a]pyrazin-3-yl)isoquinolin-3-yl)benzamide **292**.

**[0847]** Yellow solid (12.7 mg, 0.029 mmol, 12.4% yield).  $^1\text{H}$  NMR (499 MHz, DMSO- $d_6$ )  $\delta$  ppm 2.78 (1 H, br s), 3.09 (2 H, br t,  $J=5.21$  Hz), 3.96 (2 H, s), 4.14 (2 H, t,  $J=5.35$  Hz), 7.40 (1 H, t,  $J=73.70$  Hz), 7.31 (3 H, t,  $J=4.25$  Hz), 7.71 (1 H, dd,  $J=8.51, 1.65$  Hz), 8.03 (1 H, s), 8.12 (1 H, d,  $J=8.51$  Hz), 8.14 - 8.20 (2 H, m), 8.68 (1 H, s), 9.19 (1 H, s), 10.93 (1 H, s); ESIMS found for  $\text{C}_{23}\text{H}_{19}\text{F}_2\text{N}_5\text{O}_2$   $m/z$  435.9 (M+1).

**293**

**[0848]** 2-((2-(Dimethylamino)ethyl)amino)-N-(6-(5,6,7,8-tetrahydroimidazo[1,2-a]pyrazin-3-yl)isoquinolin-3-yl)isonicotinamide **293**.

**[0849]** Beige solid (8.0 mg, 0.018 mmol, 11.5% yield).  $^1\text{H}$  NMR (499 MHz, DMSO- $d_6$ )  $\delta$  ppm 2.20 (6 H, s), 2.44 (2 H, br t,  $J=6.59$  Hz), 3.09 (2 H, br t,  $J=5.35$  Hz), 3.39 (2 H, q,  $J=6.31$  Hz), 3.96 (2 H, s), 4.13 (2 H, br t,  $J=5.35$  Hz), 6.57 (1 H, br t,  $J=5.63$  Hz), 7.03 (1 H, dd,  $J=5.21, 1.37$  Hz), 7.05 (1 H, s), 7.31 (1 H, s), 7.72 (1 H, dd,  $J=8.64, 1.51$  Hz), 8.03 (1 H, s), 8.11 (2 H, d,  $J=6.04$  Hz), 8.64 (1 H, s), 9.17 (1 H, s), 10.79 (1 H, br s); ESIMS found for  $\text{C}_{25}\text{H}_{28}\text{N}_8\text{O}$   $m/z$  457.0 (M+1).

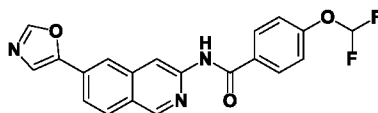
**294**

**[0850]** 2-((1-Isopropylpiperidin-4-yl)oxy)-N-(6-(5,6,7,8-tetrahydroimidazo[1,2-a]pyrazin-3-yl)isoquinolin-3-yl)isonicotinamide **294**.

**[0851]** Beige solid (22.0 mg, 0.043 mmol, 21.9% yield).  $^1\text{H}$  NMR (499 MHz, DMSO- $d_6$ )  $\delta$  ppm 0.99 (6 H, d,  $J=6.59$  Hz), 1.60 - 1.72 (2 H, m), 1.95 - 2.04 (2 H, m), 2.30 - 2.39 (2 H, m), 2.68 - 2.84 (4 H, m), 3.08 (2 H, br t,  $J=5.21$  Hz), 3.96 (2 H, s), 4.14 (2 H, t,  $J=5.35$  Hz), 5.02 (1 H,



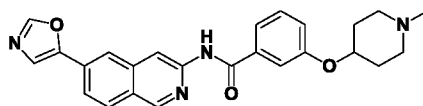
tt,  $J=8.54, 4.08$  Hz), 7.32 (1 H, s), 7.35 (1 H, s), 7.50 (1 H, dd,  $J=5.49, 1.37$  Hz), 7.73 (1 H, dd,  $J=8.64, 1.51$  Hz), 8.05 (1 H, s), 8.12 (1 H, d,  $J=8.51$  Hz), 8.31 (1 H, d,  $J=5.21$  Hz), 8.66 (1 H, s), 9.19 (1 H, s), 11.10 (1 H, s); ESIMS found for  $C_{29}H_{33}N_7O_2$   $m/z$  512.3 (M+1).



296

**[0852]** 4-(Difluoromethoxy)-N-(6-(oxazol-5-yl)isoquinolin-3-yl)benzamide **296**.

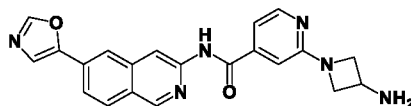
**[0853]** Brown solid (16.1 mg, 0.042 mmol, 7.4% yield).  $^1H$  NMR (500 MHz, DMSO- $d_6$ )  $\delta$  ppm 7.41 (1 H, t,  $J=73.60$  Hz), 7.29 - 7.34 (2 H, m), 7.92 (1 H, dd,  $J=8.51, 1.65$  Hz), 7.98 (1 H, s), 8.14 - 8.22 (3 H, m), 8.29 (1 H, s), 8.59 (1 H, s), 8.69 (1 H, s), 9.22 (1 H, s), 10.99 (1 H, s); ESIMS found for  $C_{20}H_{13}F_2N_3O_3$   $m/z$  381.9 (M+1).



301

**[0854]** 3-((1-Methylpiperidin-4-yl)oxy)-N-(6-(oxazol-5-yl)isoquinolin-3-yl)benzamide **301**.

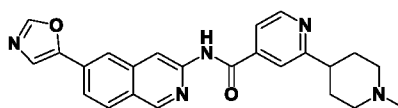
**[0855]** Yellow solid (35.1 mg, 0.078 mmol, 58.6% yield).  $^1H$  NMR (499 MHz, DMSO- $d_6$ )  $\delta$  ppm 1.61 - 1.75 (2 H, m), 1.92 - 2.02 (2 H, m), 2.14 - 2.25 (2 H, m), 2.19 (3 H, s), 2.58 - 2.67 (2 H, m), 4.48 - 4.59 (1 H, m), 7.14 - 7.21 (1 H, m), 7.42 (1 H, t,  $J=8.10$  Hz), 7.61 - 7.68 (2 H, m), 7.92 (1 H, dd,  $J=8.51, 1.65$  Hz), 7.98 (1 H, s), 8.19 (1 H, d,  $J=8.51$  Hz), 8.29 (1 H, s), 8.24 - 8.25 (1 H, m), 8.60 (1 H, s), 8.69 (1 H, s), 9.22 (1 H, s), 10.93 (1 H, s); ESIMS found for  $C_{25}H_{24}N_4O_3$   $m/z$  429.1 (M+1).



306

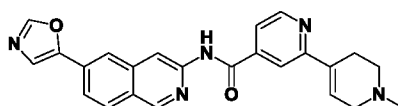
**[0856]** 2-(3-Aminoazetidin-1-yl)-N-(6-(oxazol-5-yl)isoquinolin-3-yl)isonicotinamide **306**.

**[0857]** Yellow solid (5.1 mg, 0.013 mmol, 3.5% yield).  $^1H$  NMR (499 MHz, DMSO- $d_6$ )  $\delta$  ppm 3.62 (2 H, dd,  $J=8.23, 5.76$  Hz), 3.85 (1 H, quin,  $J=6.38$  Hz), 4.19 (2 H, t,  $J=7.68$  Hz), 7.01 (1 H, s), 7.14 (1 H, dd,  $J=5.21, 1.37$  Hz), 7.94 (1 H, dd,  $J=8.51, 1.65$  Hz), 7.98 (1 H, s), 8.19 (1 H, d,  $J=2.47$  Hz), 8.21 (1 H, s), 8.29 (1 H, s), 8.59 (1 H, s), 8.68 (1 H, s), 9.23 (1 H, s), 11.07 (1 H, br s); ESIMS found for  $C_{21}H_{18}N_6O_2$   $m/z$  387.2 (M+1).

**309**

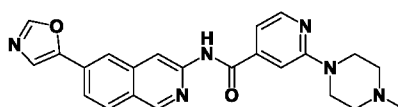
**[0858]** 2-(1-Methylpiperidin-4-yl)-N-(6-(oxazol-5-yl)isoquinolin-3-yl)isonicotinamide **309**.

**[0859]** Off-white solid (15.0 mg, 0.036 mmol, 51.5% yield).  $^1\text{H}$  NMR (499 MHz, DMSO- $d_6$ )  $\delta$  ppm 1.78 - 1.92 (4 H, m), 2.00 (2 H, td,  $J=11.53$ , 2.47 Hz), 2.21 (3 H, s), 2.73 (1 H, tt,  $J=11.49$ , 4.15 Hz), 2.90 (2 H, br d,  $J=11.25$  Hz), 7.77 (1 H, dd,  $J=5.21$ , 1.65 Hz), 7.92 (1 H, s), 7.94 (1 H, dd,  $J=8.51$ , 1.65 Hz), 7.98 (1 H, s), 8.20 (1 H, d,  $J=8.51$  Hz), 8.31 (1 H, s), 8.60 (1 H, s), 8.69 (1 H, d,  $J=4.94$  Hz), 8.70 (1 H, s), 9.24 (1 H, s), 11.26 (1 H, s); ESIMS found for  $\text{C}_{24}\text{H}_{23}\text{N}_5\text{O}_2$   $m/z$  414.2 (M+1).

**310**

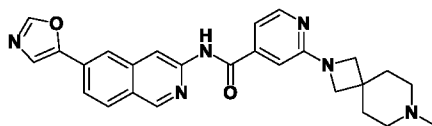
**[0860]** 1'-Methyl-N-(6-(oxazol-5-yl)isoquinolin-3-yl)-1',2',3',6'-tetrahydro-[2,4'-bipyridine]-4-carboxamide **310**.

**[0861]** Tan solid (51.0 mg, 0.124 mmol, 54.8% yield).  $^1\text{H}$  NMR (499 MHz, DMSO- $d_6$ )  $\delta$  ppm 2.31 (3 H, s), 2.56 - 2.63 (2 H, m), 2.65 (2 H, br d,  $J=2.74$  Hz), 3.11 (2 H, br d,  $J=3.02$  Hz), 6.89 (1 H, br s), 7.78 (1 H, dd,  $J=4.94$ , 1.37 Hz), 7.94 (1 H, dd,  $J=8.51$ , 1.65 Hz), 7.98 (1 H, s), 8.17 (1 H, s), 8.21 (1 H, d,  $J=8.51$  Hz), 8.31 (1 H, s), 8.59 (1 H, s), 8.65 - 8.75 (2 H, m), 9.24 (1 H, s), 11.33 (1 H, s); ESIMS found for  $\text{C}_{24}\text{H}_{21}\text{N}_5\text{O}_2$   $m/z$  412.2 (M+1).

**313**

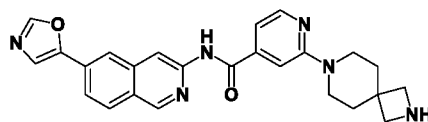
**[0862]** 2-(4-Methylpiperazin-1-yl)-N-(6-(oxazol-5-yl)isoquinolin-3-yl)isonicotinamide **313**.

**[0863]** Brown solid (13.0 mg, 0.031 mmol, 19.1% yield).  $^1\text{H}$  NMR (499 MHz, DMSO- $d_6$ )  $\delta$  ppm 2.23 (3 H, s), 2.43 (4 H, t,  $J=4.94$  Hz), 3.55 - 3.64 (4 H, m), 7.16 (1 H, dd,  $J=5.21$ , 1.10 Hz), 7.47 (1 H, s), 7.93 (1 H, dd,  $J=8.51$ , 1.65 Hz), 7.98 (1 H, s), 8.20 (1 H, d,  $J=8.51$  Hz), 8.26 (1 H, d,  $J=4.94$  Hz), 8.30 (1 H, s), 8.59 (1 H, s), 8.69 (1 H, s), 9.23 (1 H, s), 11.13 (1 H, s); ESIMS found for  $\text{C}_{23}\text{H}_{22}\text{N}_6\text{O}_2$   $m/z$  415.2 (M+1).

**317**

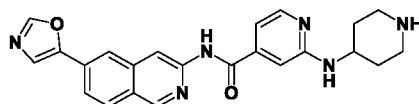
**[0864]** 2-(7-Methyl-2,7-diazaspiro[3.5]nonan-2-yl)-N-(6-(oxazol-5-yl)isoquinolin-3-yl)isonicotinamide **317**.

**[0865]** Off-white solid (24.0 mg, 0.050 mmol, 57.7% yield). <sup>1</sup>H NMR (499 MHz, DMSO-*d*<sub>6</sub>) δ ppm 1.76 (4 H, br t, *J*=5.08 Hz), 2.15 (3 H, s), 2.27 (4 H, br s), 3.74 (4 H, s), 7.03 (1 H, s), 7.13 (1 H, dd, *J*=5.35, 1.51 Hz), 7.94 (1 H, dd, *J*=8.51, 1.65 Hz), 7.98 (1 H, s), 8.19 (1 H, d, *J*=2.74 Hz), 8.21 (1 H, s), 8.30 (1 H, s), 8.59 (1 H, s), 8.68 (1 H, s), 9.23 (1 H, s), 11.06 (1 H, s); ESIMS found for C<sub>26</sub>H<sub>26</sub>N<sub>6</sub>O<sub>2</sub> *m/z* 455.2 (M+1).

**318**

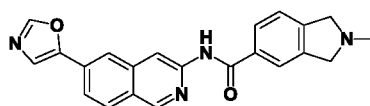
**[0866]** N-(6-(Oxazol-5-yl)isoquinolin-3-yl)-2-(2,7-diazaspiro[3.5]nonan-7-yl)isonicotinamide **318**.

**[0867]** Beige solid (9.0 mg, 0.020 mmol, 50.2% yield). <sup>1</sup>H NMR (499 MHz, DMSO-*d*<sub>6</sub>) δ ppm 1.74 (4 H, br s), 3.27 (4 H, br s), 3.58 (4 H, br d, *J*=4.67 Hz), 7.11 (1 H, br d, *J*=4.67 Hz), 7.46 (1 H, s), 7.94 (1 H, dd, *J*=8.51, 1.37 Hz), 7.98 (1 H, s), 8.20 (1 H, d, *J*=8.51 Hz), 8.24 (1 H, d, *J*=4.94 Hz), 8.30 (1 H, s), 8.60 (1 H, s), 8.69 (1 H, s), 9.24 (1 H, s), 11.13 (1 H, br s); ESIMS found for C<sub>25</sub>H<sub>24</sub>N<sub>6</sub>O<sub>2</sub> *m/z* 441.2 (M+1).

**319**

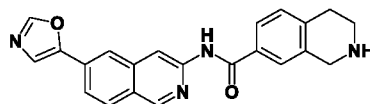
**[0868]** N-(6-(Oxazol-5-yl)isoquinolin-3-yl)-2-(piperidin-4-ylamino)isonicotinamide **319**.

**[0869]** White solid (18.0 mg, 0.043 mmol, 8.3% yield). <sup>1</sup>H NMR (499 MHz, DMSO-*d*<sub>6</sub>) δ ppm 1.65 - 1.76 (2 H, m), 2.04 - 2.13 (2 H, m), 2.97 - 3.07 (2 H, m), 3.25 - 3.30 (2 H, m), 4.05 (1 H, br s), 7.09 (1 H, br d, *J*=4.12 Hz), 7.93 (1 H, dd, *J*=8.51, 1.65 Hz), 7.98 (1 H, s), 8.12 (1 H, d, *J*=5.49 Hz), 8.19 (1 H, d, *J*=8.78 Hz), 8.31 (1 H, s), 8.59 (1 H, s), 8.65 (1 H, s), 8.99 (2 H, br s), 9.22 (1 H, s), 10.94 (1 H, br s); ESIMS found for C<sub>23</sub>H<sub>22</sub>N<sub>6</sub>O<sub>2</sub> *m/z* 415.2 (M+1).

**325**

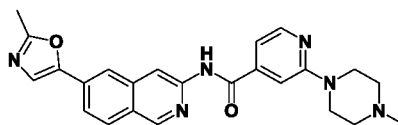
**[0870]** 2-Methyl-N-(6-(oxazol-5-yl)isoquinolin-3-yl)isoindoline-5-carboxamide **325**.

**[0871]** Off-white solid (39.0 mg, 0.100 mmol, 57.1% yield). <sup>1</sup>H NMR (499 MHz, DMSO-*d*<sub>6</sub>) δ ppm 2.51 (3 H, br s), 3.88 (4 H, s), 7.37 (1 H, d, *J*=7.96 Hz), 7.88 - 7.96 (3 H, m), 7.98 (1 H, s), 8.18 (1 H, d, *J*=8.78 Hz), 8.29 (1 H, s), 8.59 (1 H, s), 8.68 (1 H, s), 9.21 (1 H, s), 10.83 (1 H, s); ESIMS found for C<sub>22</sub>H<sub>18</sub>N<sub>4</sub>O<sub>2</sub> *m/z* 371.1 (M+1).

**326**

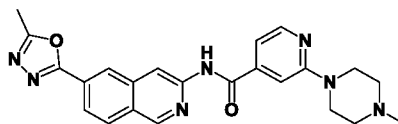
**[0872]** N-(6-(Oxazol-5-yl)isoquinolin-3-yl)-1,2,3,4-tetrahydroisoquinoline-7-carboxamide **326**.

**[0873]** Off-white solid (17.0 mg, 0.046 mmol, 26.0% yield). <sup>1</sup>H NMR (499 MHz, DMSO-*d*<sub>6</sub>) δ ppm 2.74 - 2.81 (2 H, m), 2.99 (2 H, br t, *J*=5.76 Hz), 3.90 - 3.96 (2 H, m), 7.22 (1 H, d, *J*=7.96 Hz), 7.80 (1 H, s), 7.81 - 7.85 (1 H, m), 7.91 (1 H, dd, *J*=8.51, 1.65 Hz), 7.98 (1 H, s), 8.18 (1 H, d, *J*=8.78 Hz), 8.28 (1 H, s), 8.59 (1 H, s), 8.68 (1 H, s), 9.21 (1 H, s), 10.76 (1 H, s); ESIMS found for C<sub>22</sub>H<sub>18</sub>N<sub>4</sub>O<sub>2</sub> *m/z* 371.2 (M+1).

**328**

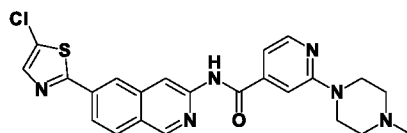
**[0874]** N-(6-(2-Methyloxazol-5-yl)isoquinolin-3-yl)-2-(4-methylpiperazin-1-yl)isonicotinamide **328**.

**[0875]** Beige solid (149.0 mg, 0.348 mmol, 74.1% yield). <sup>1</sup>H NMR (499 MHz, DMSO-*d*<sub>6</sub>) δ ppm 2.23 (3 H, s), 2.43 (4 H, t, *J*=4.94 Hz), 2.55 (3 H, s), 3.56 - 3.66 (4 H, m), 7.16 (1 H, dd, *J*=5.21, 1.10 Hz), 7.46 (1 H, s), 7.82 (1 H, s), 7.88 (1 H, dd, *J*=8.51, 1.65 Hz), 8.16 (1 H, d, *J*=8.78 Hz), 8.20 (1 H, s), 8.26 (1 H, d, *J*=5.21 Hz), 8.66 (1 H, s), 9.20 (1 H, s), 11.11 (1 H, s); ESIMS found for C<sub>24</sub>H<sub>24</sub>N<sub>6</sub>O<sub>2</sub> *m/z* 429.2 (M+1).

**329**

[0876] N-(6-(5-Methyl-1,3,4-oxadiazol-2-yl)isoquinolin-3-yl)-2-(4-methylpiperazin-1-yl)isonicotinamide **329**.

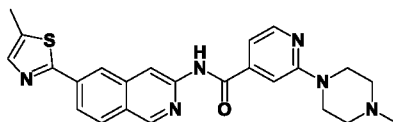
[0877] Beige solid (20.0 mg, 0.047 mmol, 19.9% yield). <sup>1</sup>H NMR (499 MHz, DMSO-*d*<sub>6</sub>) δ ppm 2.24 (3 H, s), 2.43 (4 H, br t, *J*=4.80 Hz), 2.65 (3 H, s), 3.56 - 3.67 (4 H, m), 7.17 (1 H, dd, *J*=5.08, 1.23 Hz), 7.47 (1 H, s), 8.11 (1 H, dd, *J*=8.51, 1.65 Hz), 8.27 (1 H, d, *J*=4.94 Hz), 8.30 (1 H, d, *J*=8.51 Hz), 8.58 (1 H, s), 8.78 (1 H, s), 9.34 (1 H, s), 11.20 (1 H, s); ESIMS found for C<sub>23</sub>H<sub>23</sub>N<sub>7</sub>O<sub>2</sub> *m/z* 430.0 (M+1).



**330**

[0878] N-(6-(5-Chlorothiazol-2-yl)isoquinolin-3-yl)-2-(4-methylpiperazin-1-yl)isonicotinamide **330**.

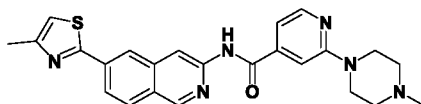
[0879] Yellow solid (1.3 mg, 0.003 mmol, 1.1% yield). <sup>1</sup>H NMR (499 MHz, DMSO-*d*<sub>6</sub>) δ ppm 2.24 (3 H, s), 2.40 - 2.46 (4 H, m), 3.58 - 3.64 (4 H, m), 7.10 - 7.20 (1 H, m), 7.46 (1 H, s), 7.89 (1 H, dd, *J*=8.64, 1.78 Hz), 8.18 (1 H, d, *J*=8.23 Hz), 8.26 (1 H, d, *J*=5.21 Hz), 8.28 (1 H, s), 8.38 (1 H, s), 8.69 (1 H, s), 9.24 (1 H, s), 11.09 (1 H, s); ESIMS found for C<sub>23</sub>H<sub>21</sub>ClN<sub>6</sub>OS *m/z* 464.9 (M+1).



**331**

[0880] 2-(4-Methylpiperazin-1-yl)-N-(6-(5-methylthiazol-2-yl)isoquinolin-3-yl)isonicotinamide **331**.

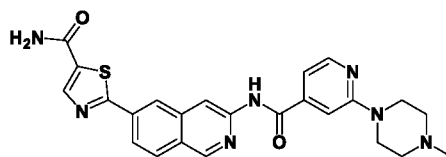
[0881] Off-yellow solid (11.5 mg, 0.026 mmol, 9.4% yield). <sup>1</sup>H NMR (499 MHz, DMSO-*d*<sub>6</sub>) δ ppm 2.24 (3 H, s), 2.38 - 2.47 (4 H, m), 2.56 (3 H, d, *J*=1.10 Hz), 3.56 - 3.66 (4 H, m), 7.17 (1 H, dd, *J*=5.21, 1.10 Hz), 7.47 (1 H, s), 7.73 (1 H, d, *J*=1.37 Hz), 8.09 (1 H, dd, *J*=8.51, 1.65 Hz), 8.19 (1 H, d, *J*=8.51 Hz), 8.26 (1 H, d, *J*=5.21 Hz), 8.43 (1 H, s), 8.71 (1 H, s), 9.25 (1 H, s), 11.09 (1 H, s); ESIMS found for C<sub>24</sub>H<sub>24</sub>N<sub>6</sub>OS *m/z* 444.9 (M+1).



**332**

[0882] 2-(4-Methylpiperazin-1-yl)-N-(6-(4-methylthiazol-2-yl)isoquinolin-3-yl)isonicotinamide **332**.

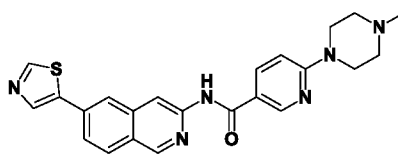
**[0883]** Black solid (23.6 mg, 0.053 mmol, 18.4% yield). <sup>1</sup>H NMR (499 MHz, DMSO-*d*<sub>6</sub>) δ ppm 2.24 (3 H, s), 2.40 - 2.46 (4 H, m), 2.49 (3 H, br s), 3.55 - 3.65 (4 H, m), 7.17 (1 H, dd, *J*=5.08, 1.24 Hz), 7.46 (1 H, br s), 7.47 (1 H, d, *J*=0.82 Hz), 8.11 (1 H, dd, *J*=8.51, 1.65 Hz), 8.20 (1 H, d, *J*=8.51 Hz), 8.26 (1 H, d, *J*=4.94 Hz), 8.49 (1 H, s), 8.72 (1 H, s), 9.26 (1 H, s), 11.09 (1 H, s); ESIMS found for C<sub>24</sub>H<sub>24</sub>N<sub>6</sub>OS *m/z* 444.9 (M+1).



333

**[0884]** 2-(3-(2-(4-Methylpiperazin-1-yl)isonicotinamido)isoquinolin-6-yl)thiazole-5-carboxamide **333**.

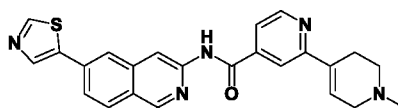
**[0885]** Yellow solid (7.6 mg, 0.016 mmol, 5.8% yield). <sup>1</sup>H NMR (499 MHz, DMSO-*d*<sub>6</sub>) δ ppm 2.24 (3 H, s), 2.41 - 2.45 (4 H, m), 3.58 - 3.64 (4 H, m), 7.17 (1 H, dd, *J*=5.08, 1.23 Hz), 7.47 (1 H, s), 7.69 (1 H, br s), 8.15 (1 H, dd, *J*=8.64, 1.78 Hz), 8.24 (2 H, br d, *J*=8.78 Hz), 8.27 (1 H, d, *J*=4.94 Hz), 8.54 (1 H, s), 8.60 (1 H, s), 8.75 (1 H, s), 9.29 (1 H, s), 11.13 (1 H, s); ESIMS found for C<sub>24</sub>H<sub>23</sub>N<sub>7</sub>O<sub>2</sub>S *m/z* 473.9 (M+1).



334

**[0886]** 6-(4-Methylpiperazin-1-yl)-N-(6-(thiazol-5-yl)isoquinolin-3-yl)nicotinamide **334**.

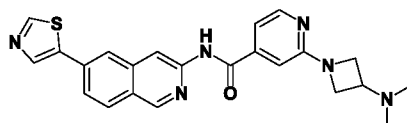
**[0887]** White solid (64.1 mg, 0.149 mmol, 42.3% yield). <sup>1</sup>H NMR (499 MHz, DMSO-*d*<sub>6</sub>) δ ppm 2.23 (3 H, s), 2.37 - 2.45 (4 H, m), 3.60 - 3.68 (4 H, m), 6.90 (1 H, d, *J*=9.06 Hz), 7.89 (1 H, dd, *J*=8.51, 1.92 Hz), 8.14 (1 H, d, *J*=8.51 Hz), 8.20 (1 H, dd, *J*=9.06, 2.47 Hz), 8.25 (1 H, d, *J*=0.82 Hz), 8.57 (1 H, s), 8.66 (1 H, s), 8.85 (1 H, d, *J*=2.47 Hz), 9.19 (2 H, d, *J*=2.47 Hz), 10.66 (1 H, s); ESIMS found for C<sub>23</sub>H<sub>22</sub>N<sub>6</sub>OS *m/z* 430.9 (M+1).



335

**[0888]** 1'-Methyl-N-(6-(thiazol-5-yl)isoquinolin-3-yl)-1',2',3',6'-tetrahydro-[2,4'-bipyridine]-4-carboxamide **335**.

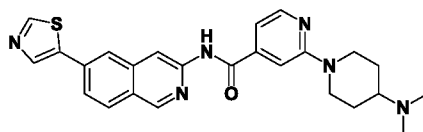
**[0889]** Off-white solid (7.6 mg, 0.018 mmol, 33.9% yield). <sup>1</sup>H NMR (499 MHz, DMSO-*d*<sub>6</sub>) δ ppm 2.31 (3 H, s), 2.56 - 2.63 (2 H, m), 2.63 - 2.69 (2 H, m), 3.11 (2 H, br d, *J*=3.02 Hz), 6.85 - 6.93 (1 H, m), 7.78 (1 H, dd, *J*=4.94, 1.37 Hz), 7.94 (1 H, dd, *J*=8.51, 1.65 Hz), 8.13 - 8.22 (2 H, m), 8.32 (1 H, d, *J*=0.82 Hz), 8.60 (1 H, s), 8.71 (2 H, dd, *J*=3.43, 1.51 Hz), 9.21 (1 H, s), 9.24 (1 H, s), 11.33 (1 H, s); ESIMS found for C<sub>24</sub>H<sub>21</sub>N<sub>5</sub>OS *m/z* 428.2 (M+1).



**336**

**[0890]** 2-(3-(Dimethylamino)azetidin-1-yl)-N-(6-(thiazol-5-yl)isoquinolin-3-yl)isonicotinamide **336**.

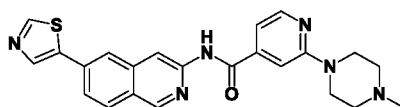
**[0891]** Beige solid (15.0 mg, 0.035 mmol, 12.2% yield). <sup>1</sup>H NMR (499 MHz, DMSO-*d*<sub>6</sub>) δ ppm 2.14 (6 H, s), 3.19 - 3.25 (1 H, m), 3.81 (2 H, dd, *J*=8.23, 5.21 Hz), 4.07 (2 H, t, *J*=7.68 Hz), 7.04 (1 H, s), 7.15 (1 H, dd, *J*=5.21, 1.37 Hz), 7.93 (1 H, dd, *J*=8.51, 1.65 Hz), 8.17 (1 H, d, *J*=8.78 Hz), 8.21 (1 H, d, *J*=5.21 Hz), 8.30 (1 H, s), 8.58 (1 H, s), 8.67 (1 H, s), 9.20 (1 H, s), 9.22 (1 H, s), 11.01 (1 H, s); ESIMS found for C<sub>23</sub>H<sub>22</sub>N<sub>6</sub>OS *m/z* 430.9 (M+1).



**337**

**[0892]** 2-(4-(Dimethylamino)piperidin-1-yl)-N-(6-(thiazol-5-yl)isoquinolin-3-yl)isonicotinamide **337**.

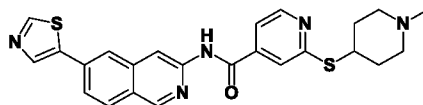
**[0893]** Off-white solid (390.0 mg, 0.851 mmol, 80.6% yield). <sup>1</sup>H NMR (499 MHz, DMSO-*d*<sub>6</sub>) δ ppm 1.31 - 1.46 (2 H, m), 1.84 (2 H, br d, *J*=10.70 Hz), 2.19 (6 H, s), 2.34 (1 H, ddd, *J*=10.98, 7.41, 3.29 Hz), 2.88 (2 H, br t, *J*=11.80 Hz), 4.44 (2 H, br d, *J*=12.62 Hz), 7.05 - 7.15 (1 H, m), 7.46 (1 H, s), 7.93 (1 H, dd, *J*=8.51, 1.65 Hz), 8.17 (1 H, d, *J*=8.51 Hz), 8.24 (1 H, d, *J*=5.21 Hz), 8.31 (1 H, s), 8.59 (1 H, s), 8.69 (1 H, s), 9.21 (1 H, s), 9.23 (1 H, s), 11.12 (1 H, s); ESIMS found for C<sub>25</sub>H<sub>26</sub>N<sub>6</sub>OS *m/z* 459.2 (M+1).



**338**

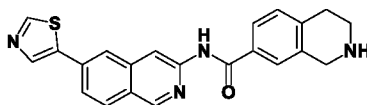
**[0894]** 2-(4-Methylpiperazin-1-yl)-N-(6-(thiazol-5-yl)isoquinolin-3-yl)isonicotinamide **338**.

**[0895]** Off-yellow solid (42.9 mg, 0.100 mmol, 42.5% yield).  $^1\text{H}$  NMR (499 MHz,  $\text{DMSO}-d_6$ )  $\delta$  ppm 2.24 (3 H, s), 2.37 - 2.46 (4 H, m), 3.55 - 3.66 (4 H, m), 7.16 (1 H, d,  $J=4.12$  Hz), 7.46 (1 H, s), 7.92 (1 H, dd,  $J=8.51$ , 1.65 Hz), 8.17 (1 H, d,  $J=8.51$  Hz), 8.26 (1 H, d,  $J=5.21$  Hz), 8.30 (1 H, s), 8.58 (1 H, s), 8.68 (1 H, s), 9.20 (1 H, s), 9.22 (1 H, s), 11.07 (1 H, s); ESIMS found for  $\text{C}_{23}\text{H}_{22}\text{N}_6\text{OS}$   $m/z$  430.9 ( $\text{M}+1$ ).

**339**

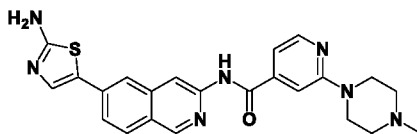
**[0896]** 2-((1-Methylpiperidin-4-yl)thio)-N-(6-(thiazol-5-yl)isoquinolin-3-yl)isonicotinamide **339**.

**[0897]** Off-white solid (54.7 mg, 0.119 mmol, 41.3% yield).  $^1\text{H}$  NMR (499 MHz,  $\text{DMSO}-d_6$ )  $\delta$  ppm 1.58 - 1.74 (2 H, m), 1.98 - 2.07 (2 H, m), 2.12 (2 H, br t,  $J=10.15$  Hz), 2.17 (3 H, s), 2.65 - 2.75 (2 H, m), 3.79 - 3.90 (1 H, m), 7.64 (1 H, dd,  $J=5.08$ , 1.51 Hz), 7.82 (1 H, s), 7.94 (1 H, dd,  $J=8.51$ , 1.65 Hz), 8.17 (1 H, d,  $J=8.51$  Hz), 8.32 (1 H, s), 8.59 (1 H, s), 8.62 (1 H, d,  $J=5.21$  Hz), 8.68 (1 H, s), 9.21 (1 H, s), 9.23 (1 H, s), 11.24 (1 H, s); ESIMS found for  $\text{C}_{24}\text{H}_{23}\text{N}_5\text{OS}_2$   $m/z$  462.1 ( $\text{M}+1$ ).

**340**

**[0898]** N-(6-(Thiazol-5-yl)isoquinolin-3-yl)-1,2,3,4-tetrahydroisoquinoline-7-carboxamide **340**.

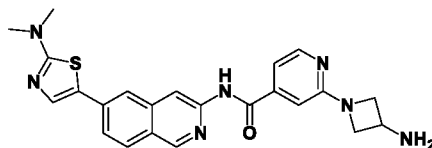
**[0899]** Off-white solid (57.3 mg, 0.148 mmol, 39.0% yield).  $^1\text{H}$  NMR (499 MHz,  $\text{DMSO}-d_6$ )  $\delta$  ppm 2.73 - 2.80 (2 H, m), 2.98 (2 H, br t,  $J=5.76$  Hz), 3.93 (2 H, s), 7.22 (1 H, d,  $J=8.23$  Hz), 7.71 (1 H, br d,  $J=5.76$  Hz), 7.79 (1 H, s), 7.89 - 7.96 (1 H, m), 8.16 (1 H, d,  $J=8.78$  Hz), 8.29 (1 H, s), 8.59 (1 H, s), 8.67 (1 H, s), 9.20 (2 H, s), 10.75 (1 H, s); ESIMS found for  $\text{C}_{22}\text{H}_{18}\text{N}_4\text{OS}$   $m/z$  387.1 ( $\text{M}+1$ ).

**359**

**[0900]** N-(6-(2-Aminothiazol-5-yl)isoquinolin-3-yl)-2-(4-methylpiperazin-1-yl)isonicotinamide **359**.



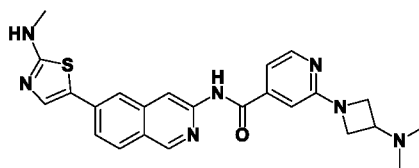
**[0901]** Off-yellow solid (3.8 mg, 0.009 mmol, 3.1% yield).  $^1\text{H}$  NMR (499 MHz, DMSO- $d_6$ )  $\delta$  ppm 2.24 (3 H, s), 2.40 - 2.44 (4 H, m), 3.57 - 3.64 (4 H, m), 7.15 (1 H, dd,  $J=5.08$ , 1.24 Hz), 7.33 - 7.38 (2 H, m), 7.45 (1 H, s), 7.71 (1 H, s), 7.73 - 7.80 (2 H, m), 8.01 (1 H, d,  $J=8.23$  Hz), 8.26 (1 H, d,  $J=4.94$  Hz), 8.55 (1 H, s), 9.09 (1 H, s), 10.98 (1 H, s); ESIMS found for  $\text{C}_{23}\text{H}_{23}\text{N}_7\text{OS}$   $m/z$  445.9 (M+1).



373

**[0902]** 2-(3-Aminoazetidin-1-yl)-N-(6-(2-(dimethylamino)thiazol-5-yl)isoquinolin-3-yl)isonicotinamide **373**.

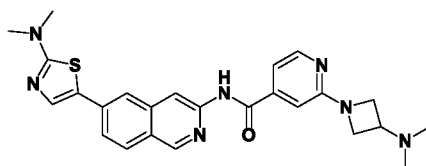
**[0903]** Yellow solid (21.5 mg, 0.048 mmol, 39.3% yield).  $^1\text{H}$  NMR (499 MHz, DMSO- $d_6$ )  $\delta$  ppm 3.13 (6 H, s), 3.63 (2 H, dd,  $J=8.23$ , 5.76 Hz), 3.85 (1 H, quin,  $J=6.45$  Hz), 4.19 (2 H, t,  $J=7.82$  Hz), 7.00 (1 H, s), 7.13 (1 H, dd,  $J=5.21$ , 1.37 Hz), 7.80 (1 H, dd,  $J=8.64$ , 1.78 Hz), 7.85 (1 H, s), 7.91 (1 H, s), 8.03 (1 H, d,  $J=8.51$  Hz), 8.19 (1 H, d,  $J=5.21$  Hz), 8.54 (1 H, s), 9.10 (1 H, s), 10.97 (1 H, s); ESIMS found for  $\text{C}_{23}\text{H}_{23}\text{N}_7\text{OS}$   $m/z$  446.1 (M+1).



374

**[0904]** 2-(3-(Dimethylamino)azetidin-1-yl)-N-(6-(2-(methylamino)thiazol-5-yl)isoquinolin-3-yl)isonicotinamide **374**.

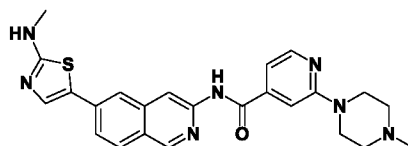
**[0905]** Yellow solid (10.3 mg, 0.022 mmol, 5.7% yield).  $^1\text{H}$  NMR (499 MHz, DMSO- $d_6$ )  $\delta$  ppm 2.13 (6 H, s), 2.90 (3 H, d,  $J=4.67$  Hz), 3.19 - 3.26 (1 H, m), 3.80 (2 H, dd,  $J=8.37$ , 5.35 Hz), 4.06 (2 H, t,  $J=7.68$  Hz), 7.03 (1 H, s), 7.14 (1 H, dd,  $J=5.21$ , 1.37 Hz), 7.77 - 7.80 (2 H, m), 7.81 (1 H, s), 7.95 (1 H, q,  $J=4.67$  Hz), 8.02 (1 H, d,  $J=8.23$  Hz), 8.21 (1 H, d,  $J=5.21$  Hz), 8.54 (1 H, s), 9.09 (1 H, s), 10.97 (1 H, s); ESIMS found for  $\text{C}_{24}\text{H}_{25}\text{N}_7\text{OS}$   $m/z$  460.2 (M+1).



375

**[0906]** 2-(3-(Dimethylamino)azetidin-1-yl)-N-(6-(2-(dimethylamino)thiazol-5-yl)isoquinolin-3-yl)isonicotinamide **375**.

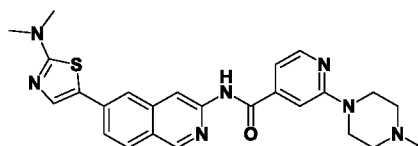
**[0907]** Yellow solid (34.6 mg, 0.073 mmol, 27.6% yield).  $^1\text{H}$  NMR (499 MHz, DMSO- $d_6$ )  $\delta$  ppm 2.13 (6 H, s), 3.13 (6 H, s), 3.18 - 3.26 (1 H, m), 3.80 (2 H, dd,  $J=8.51$ , 5.21 Hz), 4.06 (2 H, t,  $J=7.68$  Hz), 7.03 (1 H, s), 7.15 (1 H, dd,  $J=5.21$ , 1.37 Hz), 7.79 (1 H, dd,  $J=8.51$ , 1.65 Hz), 7.84 (1 H, s), 7.90 (1 H, s), 8.02 (1 H, d,  $J=8.51$  Hz), 8.20 (1 H, d,  $J=5.49$  Hz), 8.54 (1 H, s), 9.09 (1 H, s), 10.98 (1 H, br s); ESIMS found for  $\text{C}_{25}\text{H}_{27}\text{N}_7\text{OS}$   $m/z$  474.2 (M+1).



376

**[0908]** N-(6-(2-(Methylamino)thiazol-5-yl)isoquinolin-3-yl)-2-(4-methylpiperazin-1-yl)isonicotinamide **376**.

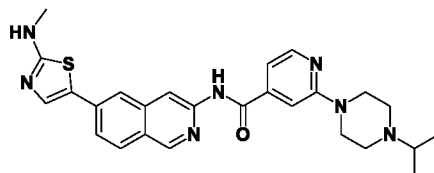
**[0909]** Yellow solid (59.0 mg, 0.128 mmol, 29.2% yield).  $^1\text{H}$  NMR (499 MHz, DMSO- $d_6$ )  $\delta$  ppm 2.23 (3 H, s), 2.42 (4 H, br t,  $J=4.94$  Hz), 2.90 (3 H, d,  $J=4.67$  Hz), 3.56 - 3.63 (4 H, m), 7.15 (1 H, dd,  $J=5.08$ , 1.23 Hz), 7.46 (1 H, s), 7.76 - 7.80 (2 H, m), 7.81 (1 H, s), 7.95 (1 H, q,  $J=4.57$  Hz), 8.02 (1 H, d,  $J=8.51$  Hz), 8.25 (1 H, d,  $J=5.21$  Hz), 8.55 (1 H, s), 9.10 (1 H, s), 11.03 (1 H, s); ESIMS found for  $\text{C}_{24}\text{H}_{25}\text{N}_7\text{OS}$   $m/z$  460.2 (M+1).



377

**[0910]** N-(6-(2-(Dimethylamino)thiazol-5-yl)isoquinolin-3-yl)-2-(4-methylpiperazin-1-yl)isonicotinamide **377**.

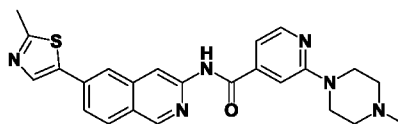
**[0911]** Yellow solid (25.6 mg, 0.054 mmol, 11.8% yield).  $^1\text{H}$  NMR (499 MHz, DMSO- $d_6$ )  $\delta$  ppm 2.20 - 2.27 (3 H, m), 2.39 - 2.47 (4 H, m), 3.09 - 3.20 (6 H, m), 3.55 - 3.66 (4 H, m), 7.15 (1 H, dd,  $J=4.94$ , 1.10 Hz), 7.46 (1 H, s), 7.80 (1 H, dd,  $J=8.64$ , 1.78 Hz), 7.85 (1 H, s), 7.91 (1 H, s), 8.03 (1 H, d,  $J=8.51$  Hz), 8.25 (1 H, d,  $J=5.21$  Hz), 8.56 (1 H, s), 9.10 (1 H, s), 11.03 (1 H, s); ESIMS found for  $\text{C}_{25}\text{H}_{27}\text{N}_7\text{OS}$   $m/z$  474.2 (M+1).



378

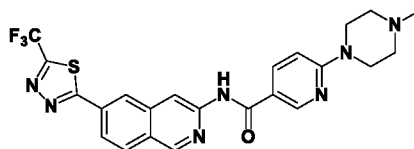
**[0912]** 2-(4-Isopropylpiperazin-1-yl)-N-(6-(2-(methylamino)thiazol-5-yl)isoquinolin-3-yl)isonicotinamide **378**.

**[0913]** Yellow solid (53.8 mg, 0.110 mmol, 35.1% yield). <sup>1</sup>H NMR (499 MHz, DMSO-*d*<sub>6</sub>) δ ppm 1.02 (6 H, br d, *J*=6.04 Hz), 2.56 (4 H, br s), 2.70 (1 H, br s), 2.90 (3 H, d, *J*=4.67 Hz), 3.58 (4 H, br s), 7.14 (1 H, d, *J*=4.67 Hz), 7.44 (1 H, s), 7.75 - 7.81 (2 H, m), 7.81 (1 H, s), 7.95 (1 H, q, *J*=4.85 Hz), 8.02 (1 H, d, *J*=8.51 Hz), 8.25 (1 H, d, *J*=4.94 Hz), 8.55 (1 H, s), 9.10 (1 H, s), 11.03 (1 H, s); ESIMS found for C<sub>26</sub>H<sub>29</sub>N<sub>7</sub>OS *m/z* 488.2 (M+1).

**379**

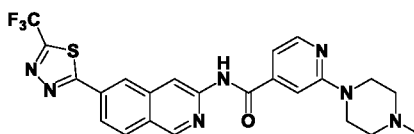
**[0914]** 2-(4-Methylpiperazin-1-yl)-N-(6-(2-methylthiazol-5-yl)isoquinolin-3-yl)isonicotinamide **379**.

**[0915]** Off-yellow solid (44.4 mg, 0.100 mmol, 42.6% yield). <sup>1</sup>H NMR (499 MHz, DMSO-*d*<sub>6</sub>) δ ppm 2.24 (3 H, s), 2.38 - 2.46 (4 H, m), 2.73 (3 H, s), 3.55 - 3.66 (4 H, m), 7.16 (1 H, dd, *J*=5.08, 0.96 Hz), 7.46 (1 H, s), 7.85 (1 H, dd, *J*=8.51, 1.65 Hz), 8.13 (1 H, d, *J*=8.51 Hz), 8.17 (1 H, s), 8.26 (1 H, d, *J*=5.21 Hz), 8.29 (1 H, s), 8.65 (1 H, s), 9.19 (1 H, s), 11.05 (1 H, s); ESIMS found for C<sub>24</sub>H<sub>24</sub>N<sub>6</sub>OS *m/z* 444.9 (M+1).

**380**

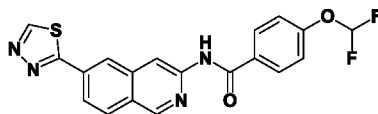
**[0916]** 6-(4-Methylpiperazin-1-yl)-N-(6-(5-(trifluoromethyl)-1,3,4-thiadiazol-2-yl)isoquinolin-3-yl)nicotinamide **380**.

**[0917]** White solid (5.2 mg, 0.010 mmol, 6.9% yield). <sup>1</sup>H NMR (499 MHz, DMSO-*d*<sub>6</sub>) δ ppm 2.23 (3 H, s), 2.40 (4 H, br t, *J*=4.80 Hz), 3.60 - 3.71 (4 H, m), 6.91 (1 H, d, *J*=9.06 Hz), 8.21 (2 H, dd, *J*=8.64, 1.78 Hz), 8.30 (1 H, d, *J*=8.51 Hz), 8.76 (1 H, s), 8.80 (1 H, s), 8.86 (1 H, d, *J*=2.20 Hz), 9.34 (1 H, s), 10.84 (1 H, s); ESIMS found for C<sub>23</sub>H<sub>20</sub>F<sub>3</sub>N<sub>7</sub>OS *m/z* 500.1 (M+1).

**381**

**[0918]** 2-(4-Methylpiperazin-1-yl)-N-(6-(5-(trifluoromethyl)-1,3,4-thiadiazol-2-yl)isoquinolin-3-yl)isonicotinamide **381**.

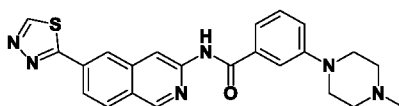
[0919] White solid (4.0 mg, 0.008 mmol, 3.0% yield). <sup>1</sup>H NMR (499 MHz, DMSO-*d*<sub>6</sub>) δ ppm 2.24 (3 H, s), 2.43 (4 H, br t, *J*=4.80 Hz), 3.55 - 3.65 (4 H, m), 7.17 (1 H, dd, *J*=5.21, 1.10 Hz), 7.48 (1 H, s), 8.21 - 8.26 (1 H, m), 8.27 (1 H, d, *J*=5.21 Hz), 8.30 - 8.37 (1 H, m), 8.82 (2 H, d, *J*=8.51 Hz), 9.37 (1 H, s), 11.25 (1 H, s); ESIMS found for C<sub>23</sub>H<sub>20</sub>F<sub>3</sub>N<sub>7</sub>OS *m/z* 500.1 (M+1).



382

[0920] N-(6-(1,3,4-Thiadiazol-2-yl)isoquinolin-3-yl)-4-(difluoromethoxy)benzamide **382**.

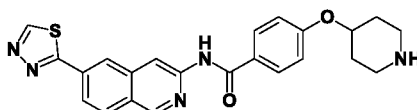
[0921] White solid (5.0 mg, 0.013 mmol, 6.2% yield). <sup>1</sup>H NMR (499 MHz, DMSO-*d*<sub>6</sub>) δ ppm 7.41 (2 H, t, *J*=73.70 Hz), 7.32 (2 H, d, *J*=8.78 Hz), 8.16 - 8.19 (2 H, m), 8.20 - 8.23 (1 H, m), 8.26 - 8.32 (1 H, m), 8.66 (1 H, s), 8.79 (1 H, s), 9.32 (1 H, s), 9.75 (1 H, s), 11.07 (1 H, s); ESIMS found for C<sub>19</sub>H<sub>12</sub>F<sub>2</sub>N<sub>4</sub>O<sub>2</sub>S *m/z* 398.8 (M+1).



383

[0922] N-(6-(1,3,4-Thiadiazol-2-yl)isoquinolin-3-yl)-3-(4-methylpiperazin-1-yl)benzamide **383**.

[0923] Yellow solid (9.4 mg, 0.022 mmol, 4.5% yield). <sup>1</sup>H NMR (499 MHz, DMSO-*d*<sub>6</sub>) δ ppm 2.24 (2 H, s), 2.46 - 2.49 (4 H, m), 3.23 - 3.29 (4 H, m), 7.10 - 7.21 (1 H, m), 7.36 (1 H, t, *J*=7.96 Hz), 7.46 - 7.53 (1 H, m), 7.62 - 7.70 (1 H, m), 8.16 - 8.24 (1 H, m), 8.24 - 8.32 (1 H, m), 8.64 (1 H, d, *J*=0.82 Hz), 8.79 (1 H, s), 9.31 (1 H, s), 9.74 (1 H, s), 10.96 (1 H, s); ESIMS found for C<sub>23</sub>H<sub>22</sub>N<sub>6</sub>OS *m/z* 431.9 (M+1).

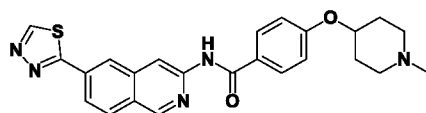


384

[0924] N-(6-(1,3,4-Thiadiazol-2-yl)isoquinolin-3-yl)-4-(piperidin-4-yloxy)benzamide **384**.

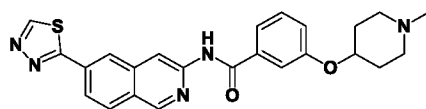
[0925] White solid (15.7 mg, 0.036 mmol, 69.1% yield). <sup>1</sup>H NMR (499 MHz, DMSO-*d*<sub>6</sub>) δ ppm 1.41 - 1.54 (2 H, m), 1.95 (2 H, br dd, *J*=8.64, 3.16 Hz), 2.56 - 2.66 (2 H, m), 2.96 (2 H, dt, *J*=12.49, 3.91 Hz), 4.49 - 4.60 (1 H, m), 7.01 - 7.10 (2 H, m), 8.01 - 8.14 (2 H, m), 8.14 - 8.23

(1 H, m), 8.23 - 8.32 (1 H, m), 8.63 (1 H, s), 8.78 (1 H, s), 9.30 (1 H, s), 9.74 (1 H, s), 10.80 (1 H, s); ESIMS found for  $C_{23}H_{21}N_5O_2S$   $m/z$  432.1 (M+1).

**385**

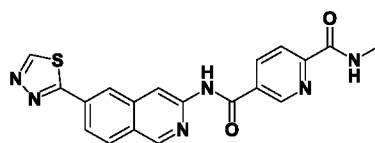
**[0926]** N-(6-(1,3,4-Thiadiazol-2-yl)isoquinolin-3-yl)-4-((1-methylpiperidin-4-yl)oxy)benzamide **385**.

**[0927]** Off-yellow solid (17.7 mg, 0.038 mmol, 40.7% yield).  $^1H$  NMR (499 MHz, DMSO- $d_6$ )  $\delta$  ppm 1.60 - 1.73 (2 H, m), 1.97 (2 H, br dd,  $J=9.47$ , 3.98 Hz), 2.16 - 2.24 (2 H, m), 2.18 (3 H, s), 2.57 - 2.69 (2 H, m), 4.52 (1 H, tt,  $J=8.13$ , 3.95 Hz), 7.07 (2 H, d,  $J=9.06$  Hz), 8.03 - 8.14 (2 H, m), 8.14 - 8.23 (1 H, m), 8.23 - 8.30 (1 H, m), 8.64 (1 H, s), 8.78 (1 H, s), 9.30 (1 H, s), 9.74 (1 H, s), 10.82 (1 H, s); ESIMS found for  $C_{24}H_{23}N_5O_2S$   $m/z$  445.9 (M+1).

**386**

**[0928]** N-(6-(1,3,4-Thiadiazol-2-yl)isoquinolin-3-yl)-3-((1-methylpiperidin-4-yl)oxy)benzamide **386**.

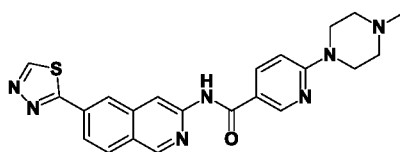
**[0929]** Yellow solid (162.0 mg, 0.345 mmol, 24.0% yield).  $^1H$  NMR (499 MHz, DMSO- $d_6$ )  $\delta$  ppm 1.63 - 1.76 (2 H, m), 1.93 - 2.03 (2 H, m), 2.18 - 2.25 (2 H, m), 2.19 (3 H, s), 2.57 - 2.68 (2 H, m), 4.53 (1 H, tt,  $J=7.99$ , 3.95 Hz), 7.18 (1 H, ddd,  $J=8.23$ , 2.47, 1.10 Hz), 7.43 (1 H, t,  $J=8.10$  Hz), 7.62 - 7.70 (2 H, m), 8.16 - 8.24 (1 H, m), 8.24 - 8.32 (1 H, m), 8.65 (1 H, d,  $J=0.82$  Hz), 8.79 (1 H, s), 9.32 (1 H, s), 9.75 (1 H, s), 10.99 (1 H, s); ESIMS found for  $C_{24}H_{23}N_5O_2S$   $m/z$  446.2 (M+1).

**387**

**[0930]**  $N^5$ -(6-(1,3,4-Thiadiazol-2-yl)isoquinolin-3-yl)- $N^2$ -methylpyridine-2,5-dicarboxamide **387**.

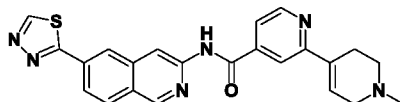
**[0931]** White solid (5.2 mg, 0.013 mmol, 6.3% yield).  $^1H$  NMR (499 MHz, DMSO- $d_6$ )  $\delta$  ppm 2.86 (3 H, d,  $J=4.94$  Hz), 8.16 (1 H, d,  $J=7.96$  Hz), 8.20 - 8.27 (1 H, m), 8.27 - 8.32 (1 H, m), 8.57 (1 H, dd,  $J=8.23$ , 2.20 Hz), 8.69 (1 H, s), 8.82 (1 H, s), 8.95 (1 H, q,  $J=4.57$  Hz), 9.23

(1 H, d,  $J=1.37$  Hz), 9.34 (1 H, s), 9.75 (1 H, s), 11.47 (1 H, s); ESIMS found for  $C_{19}H_{14}N_6O_2S$   $m/z$  391.1 (M+1).

**388**

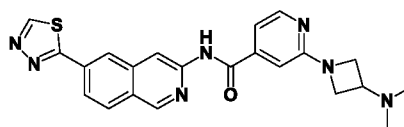
**[0932]** N-(6-(1,3,4-Thiadiazol-2-yl)isoquinolin-3-yl)-6-(4-methylpiperazin-1-yl)nicotinamide **388**.

**[0933]** Brown solid (14.1 mg, 0.033 mmol, 10.7% yield).  $^1H$  NMR (499 MHz, DMSO- $d_6$ )  $\delta$  ppm 2.22 (3 H, s), 2.40 (4 H, t,  $J=5.08$  Hz), 3.60 - 3.71 (4 H, m), 6.91 (1 H, d,  $J=9.06$  Hz), 8.14 - 8.23 (2 H, m), 8.23 - 8.30 (1 H, m), 8.62 (1 H, s), 8.76 (1 H, s), 8.86 (1 H, d,  $J=2.47$  Hz), 9.30 (1 H, s), 9.74 (1 H, s), 10.80 (1 H, s); ESIMS found for  $C_{22}H_{21}N_7OS$   $m/z$  431.9 (M+1).

**389**

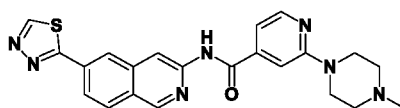
**[0934]** N-(6-(1,3,4-Thiadiazol-2-yl)isoquinolin-3-yl)-1'-methyl-1',2',3',6'-tetrahydro-[2,4'-bipyridine]-4-carboxamide **389**.

**[0935]** White solid (2.5 mg, 0.006 mmol, 5.7% yield).  $^1H$  NMR (499 MHz, DMSO- $d_6$ )  $\delta$  ppm 2.31 (3 H, s), 2.58 - 2.63 (2 H, m), 2.64 - 2.69 (2 H, m), 3.08 - 3.15 (2 H, m), 6.90 (1 H, t,  $J=3.43$  Hz), 7.79 (1 H, dd,  $J=4.94, 1.37$  Hz), 8.18 (1 H, s), 8.21 - 8.26 (1 H, m), 8.26 - 8.35 (1 H, m), 8.64 - 8.74 (2 H, m), 8.82 (1 H, s), 9.35 (1 H, s), 9.75 (1 H, s), 11.41 (1 H, br s); ESIMS found for  $C_{23}H_{20}N_6OS$   $m/z$  429.1 (M+1).

**390**

**[0936]** N-(6-(1,3,4-Thiadiazol-2-yl)isoquinolin-3-yl)-2-(3-(dimethylamino)azetidin-1-yl)isonicotinamide **390**.

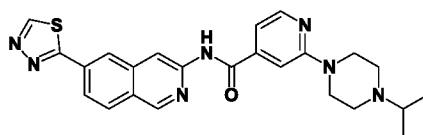
**[0937]** White solid (15.0 mg, 0.035 mmol, 10.1% yield).  $^1H$  NMR (499 MHz, DMSO- $d_6$ )  $\delta$  ppm 2.14 (6 H, s), 3.17 - 3.26 (1 H, m), 3.81 (2 H, dd,  $J=8.37, 5.35$  Hz), 4.07 (2 H, t,  $J=7.55$  Hz), 7.05 (1 H, s), 7.16 (1 H, dd,  $J=5.21, 1.10$  Hz), 8.18 - 8.25 (2 H, m), 8.25 - 8.33 (1 H, m), 8.66 (1 H, s), 8.78 (1 H, s), 9.33 (1 H, s), 9.75 (1 H, s), 11.15 (1 H, s); ESIMS found for  $C_{22}H_{21}N_7OS$   $m/z$  432.1 (M+1).



391

[0938] N-(6-(1,3,4-Thiadiazol-2-yl)isoquinolin-3-yl)-2-(4-methylpiperazin-1-yl)isonicotinamide **391**.

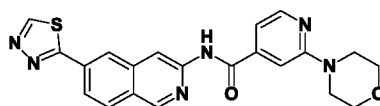
[0939] White solid (15.2 mg, 0.035 mmol, 9.6% yield).  $^1\text{H}$  NMR (499 MHz, DMSO- $d_6$ )  $\delta$  ppm 2.24 (3 H, s), 2.44 (4 H, br d,  $J=4.12$  Hz), 3.61 (4 H, br s), 7.17 (1 H, br d,  $J=4.94$  Hz), 7.47 (1 H, s), 8.18 - 8.25 (1 H, m), 8.25 - 8.33 (2 H, m), 8.65 (1 H, s), 8.78 (1 H, s), 9.32 (1 H, s), 9.69 - 9.78 (1 H, m), 11.15 (1 H, br s); ESIMS found for  $\text{C}_{22}\text{H}_{21}\text{N}_7\text{OS}$   $m/z$  431.9 (M+1).



392

[0940] N-(6-(1,3,4-Thiadiazol-2-yl)isoquinolin-3-yl)-2-(4-isopropylpiperazin-1-yl)isonicotinamide **392**.

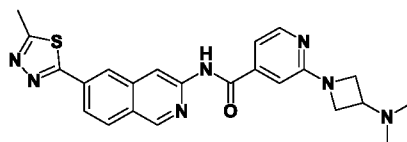
[0941] Yellow solid (10.1 mg, 0.022 mmol, 16.1% yield).  $^1\text{H}$  NMR (499 MHz, DMSO- $d_6$ )  $\delta$  ppm 1.02 (6 H, d,  $J=6.59$  Hz), 2.52 - 2.60 (4 H, m), 2.66 - 2.76 (1 H, m), 3.53 - 3.64 (4 H, m), 7.16 (1 H, dd,  $J=5.21, 1.37$  Hz), 7.46 (1 H, s), 8.18 - 8.25 (1 H, m), 8.26 (1 H, d,  $J=5.21$  Hz), 8.27 - 8.32 (1 H, m), 8.67 (1 H, d,  $J=0.82$  Hz), 8.80 (1 H, s), 9.33 (1 H, s), 9.75 (1 H, s), 11.20 (1 H, s); ESIMS found for  $\text{C}_{24}\text{H}_{25}\text{N}_7\text{OS}$   $m/z$  460.2 (M+1).



393

[0942] N-(6-(1,3,4-Thiadiazol-2-yl)isoquinolin-3-yl)-2-morpholinoisonicotinamide **393**.

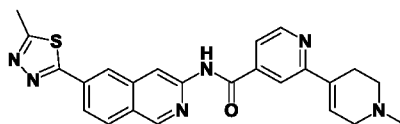
[0943] Beige solid (10.0 mg, 0.024 mmol, 8.0% yield).  $^1\text{H}$  NMR (499 MHz, DMSO- $d_6$ )  $\delta$  ppm 3.54 - 3.60 (4 H, m), 3.69 - 3.76 (4 H, m), 7.22 (1 H, dd,  $J=5.21, 1.10$  Hz), 7.48 (1 H, s), 8.18 - 8.25 (1 H, m), 8.25 - 8.33 (2 H, m), 8.67 (1 H, s), 8.80 (1 H, s), 9.33 (1 H, s), 9.75 (1 H, s), 11.21 (1 H, s); ESIMS found for  $\text{C}_{21}\text{H}_{18}\text{N}_6\text{O}_2\text{S}$   $m/z$  419.1 (M+1).



406

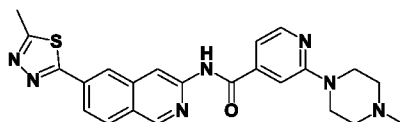
**[0944]** 2-(3-(Dimethylamino)azetidin-1-yl)-N-(6-(5-methyl-1,3,4-thiadiazol-2-yl)isoquinolin-3-yl)isonicotinamide **406**.

**[0945]** Beige solid (20.0 mg, 0.045 mmol, 25.2% yield).  $^1\text{H}$  NMR (499 MHz, DMSO- $d_6$ )  $\delta$  ppm 2.13 (6 H, s), 2.84 (3 H, s), 3.17 - 3.26 (1 H, m), 3.81 (2 H, dd,  $J=8.51, 5.49$  Hz), 4.07 (2 H, t,  $J=7.55$  Hz), 7.05 (1 H, s), 7.16 (1 H, dd,  $J=5.21, 1.37$  Hz), 8.16 (1 H, dd,  $J=8.51, 1.65$  Hz), 8.22 (1 H, d,  $J=4.94$  Hz), 8.26 (1 H, d,  $J=8.78$  Hz), 8.55 (1 H, s), 8.76 (1 H, s), 9.31 (1 H, s), 11.14 (1 H, s); ESIMS found for  $\text{C}_{23}\text{H}_{23}\text{N}_7\text{OS}$   $m/z$  446.2 (M+1).

**409**

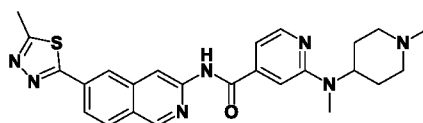
**[0946]** 1'-Methyl-N-(6-(5-methyl-1,3,4-thiadiazol-2-yl)isoquinolin-3-yl)-1',2',3',6'-tetrahydro-[2,4'-bipyridine]-4-carboxamide **409**.

**[0947]** Off-white solid (2.6 g, 5.87 mmol, 56.9% yield).  $^1\text{H}$  NMR (499 MHz, DMSO- $d_6$ )  $\delta$  ppm 2.31 (3 H, s), 2.56 - 2.63 (2 H, m), 2.63 - 2.69 (2 H, m), 2.84 (3 H, s), 3.08 - 3.16 (2 H, m), 6.89 (1 H, dt,  $J=3.29, 1.92$  Hz), 7.79 (1 H, dd,  $J=4.94, 1.65$  Hz), 8.12 - 8.22 (2 H, m), 8.26 (1 H, d,  $J=8.78$  Hz), 8.57 (1 H, d,  $J=0.82$  Hz), 8.72 (1 H, d,  $J=4.94$  Hz), 8.80 (1 H, s), 9.33 (1 H, s), 11.39 (1 H, s); ESIMS found for  $\text{C}_{24}\text{H}_{22}\text{N}_6\text{OS}$   $m/z$  443.2 (M+1).

**412**

**[0948]** N-(6-(5-Methyl-1,3,4-thiadiazol-2-yl)isoquinolin-3-yl)-2-(4-methylpiperazin-1-yl)isonicotinamide **412**.

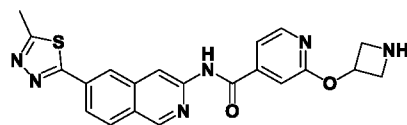
**[0949]** Beige solid (35.0 mg, 0.079 mmol, 38.3% yield).  $^1\text{H}$  NMR (500 MHz, DMSO- $d_6$ )  $\delta$  ppm 2.23 (3 H, s), 2.41 - 2.46 (4 H, m), 2.84 (3 H, s), 3.55 - 3.66 (4 H, m), 7.16 (1 H, dd,  $J=5.21, 1.10$  Hz), 7.48 (1 H, s), 8.16 (1 H, dd,  $J=8.51, 1.65$  Hz), 8.20 - 8.30 (2 H, m), 8.55 (1 H, s), 8.78 (1 H, s), 9.31 (1 H, s), 11.20 (1 H, s); ESIMS found for  $\text{C}_{23}\text{H}_{23}\text{N}_7\text{OS}$   $m/z$  446.2 (M+1).

**419**

**[0950]** 2-(Methyl(1-methylpiperidin-4-yl)amino)-N-(6-(5-methyl-1,3,4-thiadiazol-2-yl)isoquinolin-3-yl)isonicotinamide **419**.

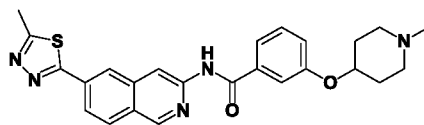


**[0951]** Beige solid (35.0 mg, 0.074 mmol, 36.0% yield). <sup>1</sup>H NMR (500 MHz, DMSO-*d*<sub>6</sub>) δ ppm 1.49 - 1.61 (2 H, m), 1.80 (2 H, qd, *J*=12.12, 3.70 Hz), 1.98 - 2.08 (2 H, m), 2.19 (3 H, s), 2.86 (2 H, br d, *J*=11.53 Hz), 2.93 (3 H, s), 4.50 (1 H, ddt, *J*=11.66, 7.89, 3.95, 3.95 Hz), 7.08 (1 H, dd, *J*=5.21, 1.37 Hz), 7.19 (1 H, s), 8.16 (1 H, dd, *J*=8.51, 1.65 Hz), 8.23 (1 H, d, *J*=5.21 Hz), 8.25 (1 H, d, *J*=8.78 Hz), 8.55 (1 H, s), 8.77 (1 H, s), 9.31 (1 H, s), 11.16 (1 H, s); ESIMS found for C<sub>25</sub>H<sub>27</sub>N<sub>7</sub>OS *m/z* 474.2 (M+1).

**420**

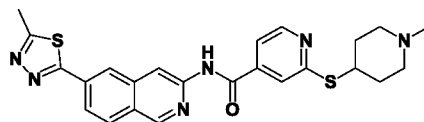
**[0952]** 2-(Azetidin-3-yloxy)-N-(6-(5-methyl-1,3,4-thiadiazol-2-yl)isoquinolin-3-yl)isonicotinamide **420**.

**[0953]** Beige solid (4.0 mg, 0.010 mmol, 10.1% yield). <sup>1</sup>H NMR (500 MHz, DMSO-*d*<sub>6</sub>) δ ppm 2.84 (3 H, s), 3.50 - 3.59 (2 H, m), 3.72 - 3.81 (2 H, m), 5.35 - 5.45 (1 H, m), 7.41 (1 H, s), 7.55 (1 H, dd, *J*=5.49, 1.37 Hz), 8.17 (1 H, dd, *J*=8.51, 1.65 Hz), 8.26 (1 H, d, *J*=8.51 Hz), 8.31 (1 H, d, *J*=5.49 Hz), 8.57 (1 H, s), 8.77 (1 H, s), 9.32 (1 H, s), 11.26 (1 H, br s); ESIMS found for C<sub>21</sub>H<sub>18</sub>N<sub>6</sub>O<sub>2</sub>S *m/z* 419.1 (M+1).

**422**

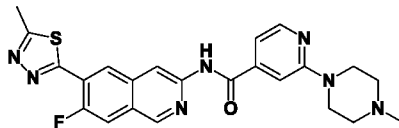
**[0954]** N-(6-(5-methyl-1,3,4-thiadiazol-2-yl)isoquinolin-3-yl)-3-((1-methylpiperidin-4-yl)oxy)benzamide **422**.

**[0955]** Yellow solid (22.8 mg, 0.047 mmol, 10.7% yield). <sup>1</sup>H NMR (499 MHz, DMSO-*d*<sub>6</sub>) δ ppm 1.63 - 1.74 (2 H, m), 1.93 - 2.00 (2 H, m), 2.16 - 2.24 (2 H, m), 2.19 (3 H, s), 2.56 - 2.69 (2 H, m), 2.84 (3 H, s), 4.53 (1 H, tt, *J*=8.03, 3.91 Hz), 7.18 (1 H, ddd, *J*=8.16, 2.40, 0.96 Hz), 7.43 (1 H, t, *J*=8.10 Hz), 7.59 - 7.69 (2 H, m), 8.15 (1 H, dd, *J*=8.51, 1.65 Hz), 8.25 (1 H, d, *J*=8.78 Hz), 8.54 (1 H, d, *J*=0.82 Hz), 8.77 (1 H, s), 9.30 (1 H, s), 10.98 (1 H, s); ESIMS found for C<sub>25</sub>H<sub>25</sub>N<sub>5</sub>O<sub>2</sub>S *m/z* 460.2 (M+1).

**423**

**[0956]** N-(6-(5-Methyl-1,3,4-thiadiazol-2-yl)isoquinolin-3-yl)-2-((1-methylpiperidin-4-yl)thio)isonicotinamide **423**.

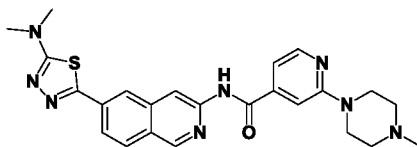
**[0957]** Light yellow solid (44.0 mg, 0.092 mmol, 33.7% yield). <sup>1</sup>H NMR (499 MHz, DMSO-*d*<sub>6</sub>) δ ppm 1.60 - 1.72 (2 H, m), 1.98 - 2.07 (2 H, m), 2.12 (2 H, br t, *J*=10.43 Hz), 2.17 (3 H, s), 2.69 (2 H, br d, *J*=10.98 Hz), 2.84 (3 H, s), 3.84 (1 H, br t, *J*=10.15 Hz), 7.64 (1 H, dd, *J*=5.21, 1.37 Hz), 7.82 (1 H, s), 8.17 (1 H, dd, *J*=8.51, 1.65 Hz), 8.26 (1 H, d, *J*=8.51 Hz), 8.56 (1 H, s), 8.62 (1 H, d, *J*=5.21 Hz), 8.76 (1 H, s), 9.31 (1 H, s), 11.30 (1 H, s); ESIMS found for C<sub>24</sub>H<sub>24</sub>N<sub>6</sub>OS<sub>2</sub> *m/z* 477.1 (M+1).



427

**[0958]** N-(7-Fluoro-6-(5-methyl-1,3,4-thiadiazol-2-yl)isoquinolin-3-yl)-2-(4-methylpiperazin-1-yl)isonicotinamide **427**.

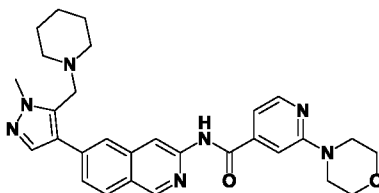
**[0959]** Off-white solid (15.0 mg, 0.032 mmol, 17.9% yield). <sup>1</sup>H NMR (499 MHz, DMSO-*d*<sub>6</sub>) δ ppm 2.24 (3 H, s), 2.39 - 2.45 (4 H, m), 2.86 (3 H, s), 3.58 - 3.64 (4 H, m), 7.16 (1 H, dd, *J*=5.21, 1.37 Hz), 7.47 (1 H, s), 8.20 (1 H, d, *J*=11.25 Hz), 8.26 (1 H, d, *J*=4.94 Hz), 8.23 - 8.24 (1 H, m), 8.79 (1 H, s), 8.84 (1 H, d, *J*=7.14 Hz), 9.30 (1 H, s), 11.20 (1 H, s); ESIMS found for C<sub>23</sub>H<sub>22</sub>FN<sub>7</sub>OS *m/z* 464.2 (M+1).



428

**[0960]** N-(6-(5-(Dimethylamino)-1,3,4-thiadiazol-2-yl)isoquinolin-3-yl)-2-(4-methylpiperazin-1-yl)isonicotinamide **428**.

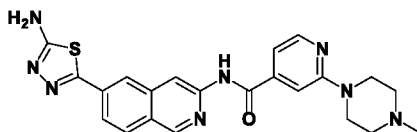
**[0961]** Yellow solid (14.6 mg, 0.031 mmol, 26.8% yield). <sup>1</sup>H NMR (499 MHz, DMSO-*d*<sub>6</sub>) δ ppm 2.32 (3 H, br s), 2.52 - 2.67 (4 H, m), 3.19 (6 H, s), 3.64 (4 H, br s), 7.14 - 7.21 (1 H, m), 7.48 (1 H, s), 8.07 (1 H, dd, *J*=8.51, 1.65 Hz), 8.17 (1 H, s), 8.24 - 8.29 (2 H, m), 8.70 (1 H, s), 9.24 (1 H, s), 11.14 (1 H, s); ESIMS found for C<sub>24</sub>H<sub>26</sub>N<sub>8</sub>OS *m/z* 475.2 (M+1).



429

**[0962]** N-(6-(1-Methyl-5-(piperidin-1-ylmethyl)-1H-pyrazol-4-yl)isoquinolin-3-yl)-2-morpholinoisonicotinamide **429**.

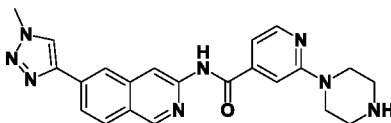
[0963] White solid (23.0 mg, 0.045 mmol, 25.0% yield). <sup>1</sup>H NMR (499 MHz, DMSO-*d*<sub>6</sub>) δ ppm 1.32 - 1.44 (2 H, m), 1.45 - 1.55 (4 H, m), 2.38 (4 H, br s), 3.53 - 3.62 (4 H, m), 3.67 (2 H, s), 3.71 - 3.77 (4 H, m), 3.92 (3 H, s), 7.21 (1 H, dd, *J*=5.21, 1.10 Hz), 7.47 (1 H, s), 7.76 (1 H, dd, *J*=8.51, 1.65 Hz), 7.82 (1 H, s), 8.09 (1 H, d, *J*=8.51 Hz), 8.14 (1 H, s), 8.29 (1 H, d, *J*=5.21 Hz), 8.61 (1 H, s), 9.17 (1 H, s), 11.01 (1 H, s); ESIMS found for C<sub>29</sub>H<sub>33</sub>N<sub>7</sub>O<sub>2</sub> *m/z* 512.0 (M+1).



430

[0964] N-(6-(5-Amino-1,3,4-thiadiazol-2-yl)isoquinolin-3-yl)-2-(4-methylpiperazin-1-yl)isonicotinamide **430**.

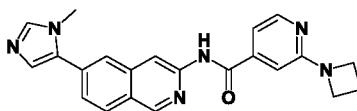
[0965] Yellow solid (3.7 mg, 0.008 mmol, 5.4% yield). <sup>1</sup>H NMR (499 MHz, DMSO-*d*<sub>6</sub>) δ ppm 2.27 (3 H, br s), 3.62 (4 H, br s), 7.12 - 7.20 (1 H, m), 7.48 (1 H, s), 7.60 (2 H, s), 8.07 (1 H, dd, *J*=8.51, 1.65 Hz), 8.16 (1 H, d, *J*=8.78 Hz), 8.25 (1 H, s), 8.27 (1 H, d, *J*=4.94 Hz), 8.71 (1 H, s), 9.24 (1 H, s), 11.13 (1 H, s); ESIMS found for C<sub>22</sub>H<sub>22</sub>N<sub>8</sub>OS *m/z* 447.2 (M+1).



431

[0966] N-(6-(1-Methyl-1H-1,2,3-triazol-4-yl)isoquinolin-3-yl)-2-(piperazin-1-yl)isonicotinamide **431**.

[0967] Beige solid (76.0 mg, 0.183 mmol, 42.6% yield). <sup>1</sup>H NMR (499 MHz, DMSO-*d*<sub>6</sub>) δ ppm 2.77 - 2.85 (4 H, m), 3.50 - 3.58 (4 H, m), 4.15 (3 H, s), 7.14 (1 H, dd, *J*=5.21, 1.10 Hz), 7.43 (1 H, s), 8.08 (1 H, dd, *J*=8.51, 1.37 Hz), 8.18 (1 H, d, *J*=8.51 Hz), 8.25 (1 H, d, *J*=5.21 Hz), 8.38 (1 H, s), 8.66 (1 H, s), 8.76 (1 H, s), 9.21 (1 H, s), 11.09 (1 H, s); ESIMS found for C<sub>22</sub>H<sub>22</sub>N<sub>8</sub>O *m/z* 415.2 (M+1).

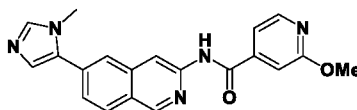


432

[0968] 2-(Azetidin-1-yl)-N-(6-(1-methyl-1H-imidazol-5-yl)isoquinolin-3-yl)isonicotinamide **432**.

[0969] Off-white solid (73.7 mg, 0.192 mmol, 66.6% yield). <sup>1</sup>H NMR (499 MHz, DMSO-*d*<sub>6</sub>) δ ppm 2.31 - 2.41 (2 H, m), 3.85 (3 H, s), 4.03 (4 H, t, *J*=7.41 Hz), 7.01 (1 H, d, *J*=0.82 Hz), 7.15 (1 H, dd, *J*=5.21, 1.65 Hz), 7.33 (1 H, d, *J*=1.10 Hz), 7.74 (1 H, dd, *J*=8.37, 1.78 Hz),

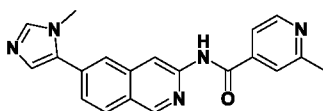
7.81 (1 H, s), 8.09 (1 H, s), 8.15 (1 H, d,  $J=8.51$  Hz), 8.21 (1 H, d,  $J=5.21$  Hz), 8.68 (1 H, s), 9.22 (1 H, s), 11.04 (1 H, s); ESIMS found for  $C_{22}H_{20}N_6O$   $m/z$  385.2 (M+1).



433

[0970] 2-Methoxy-N-(6-(1-methyl-1H-imidazol-5-yl)isoquinolin-3-yl)isonicotinamide **433**.

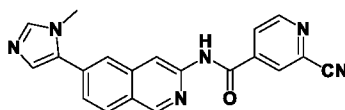
[0971] Off-white solid (28.0 mg, 0.078 mmol, 34.9% yield).  $^1H$  NMR (499 MHz, DMSO- $d_6$ )  $\delta$  ppm 3.85 (3 H, s), 3.93 (3 H, s), 7.33 (1 H, s), 7.42 (1 H, d,  $J=1.37$  Hz), 7.55 (1 H, dd,  $J=5.21, 1.37$  Hz), 7.75 (1 H, dd,  $J=8.51, 1.65$  Hz), 7.81 (1 H, s), 8.11 (1 H, d,  $J=0.82$  Hz), 8.16 (1 H, d,  $J=8.51$  Hz), 8.35 (1 H, d,  $J=5.21$  Hz), 8.69 (1 H, s), 9.23 (1 H, s), 11.16 (1 H, s); ESIMS found for  $C_{20}H_{17}N_5O_2$   $m/z$  360.1 (M+1).



434

[0972] 2-Methyl-N-(6-(1-methyl-1H-imidazol-5-yl)isoquinolin-3-yl)isonicotinamide **434**.

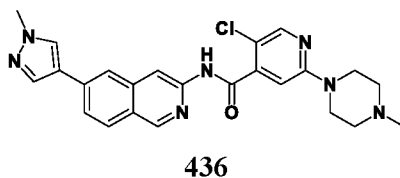
[0973] Off-white solid (32.1 mg, 0.094 mmol, 41.9% yield).  $^1H$  NMR (499 MHz, DMSO- $d_6$ )  $\delta$  ppm 2.58 (3 H, s), 3.85 (3 H, s), 7.33 (1 H, d,  $J=0.82$  Hz), 7.71 - 7.78 (2 H, m), 7.81 (1 H, s), 7.86 (1 H, s), 8.12 (1 H, s), 8.16 (1 H, d,  $J=8.51$  Hz), 8.64 (1 H, d,  $J=4.94$  Hz), 8.69 (1 H, s), 9.23 (1 H, s), 11.14 (1 H, s); ESIMS found for  $C_{20}H_{17}N_5O$   $m/z$  344.1 (M+1).



435

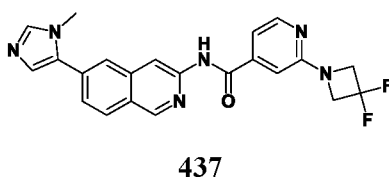
[0974] 2-Cyano-N-(6-(1-methyl-1H-imidazol-5-yl)isoquinolin-3-yl)isonicotinamide **435**.

[0975] Off-white solid (36.0 mg, 0.102 mmol, 45.6% yield).  $^1H$  NMR (499 MHz, DMSO- $d_6$ )  $\delta$  ppm 3.86 (3 H, s), 7.34 (1 H, d,  $J=0.82$  Hz), 7.77 (1 H, dd,  $J=8.51, 1.65$  Hz), 7.81 (1 H, s), 8.14 (1 H, s), 8.17 (1 H, d,  $J=8.51$  Hz), 8.26 (1 H, dd,  $J=4.94, 1.65$  Hz), 8.60 (1 H, d,  $J=0.82$  Hz), 8.70 (1 H, s), 8.93 - 8.99 (1 H, m), 9.24 (1 H, s), 11.44 (1 H, s); ESIMS found for  $C_{20}H_{14}N_6O$   $m/z$  355.1 (M+1).



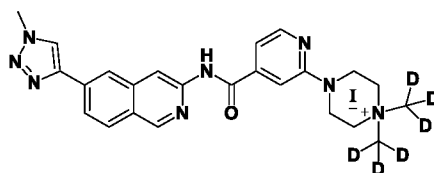
**[0976]** 5-Chloro-N-(6-(1-methyl-1H-pyrazol-4-yl)isoquinolin-3-yl)-2-(4-methylpiperazin-1-yl)isonicotinamide **436**.

**[0977]** Off-white solid (18.7 mg, 0.041 mmol, 67.2% yield).  $^1\text{H}$  NMR (499 MHz, DMSO- $d_6$ )  $\delta$  ppm 2.21 (3 H, s), 2.39 (4 H, br t,  $J=4.94$  Hz), 3.49 - 3.58 (4 H, m), 3.91 (3 H, s), 7.08 (1 H, s), 7.81 (1 H, dd,  $J=8.51, 1.65$  Hz), 8.05 (1 H, d,  $J=8.78$  Hz), 8.11 (1 H, s), 8.16 (1 H, s), 8.19 (1 H, s), 8.38 (1 H, s), 8.55 (1 H, s), 9.08 (1 H, s), 11.15 (1 H, s); ESIMS found for  $\text{C}_{24}\text{H}_{24}\text{ClN}_7\text{O}$   $m/z$  462.2 (M+1).



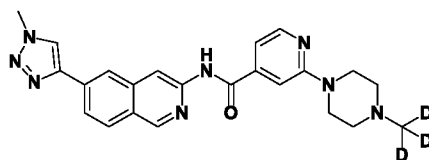
**[0978]** 2-(3,3-Difluoroazetidin-1-yl)-N-(6-(1-methyl-1H-imidazol-5-yl)isoquinolin-3-yl)isonicotinamide **437**.

**[0979]** White solid (11.5 mg, 0.027 mmol, 9.5% yield).  $^1\text{H}$  NMR (499 MHz, DMSO- $d_6$ )  $\delta$  ppm 3.85 (3 H, s), 4.49 (4 H, t,  $J=12.49$  Hz), 7.24 (1 H, s), 7.31 (1 H, dd,  $J=5.21, 1.37$  Hz), 7.33 (1 H, s), 7.75 (1 H, dd,  $J=8.64, 1.51$  Hz), 7.81 (1 H, s), 8.10 (1 H, s), 8.16 (1 H, d,  $J=8.51$  Hz), 8.31 (1 H, d,  $J=5.21$  Hz), 8.69 (1 H, s), 9.23 (1 H, s), 11.11 (1 H, s); ESIMS found for  $\text{C}_{22}\text{H}_{18}\text{F}_2\text{N}_6\text{O}$   $m/z$  421.1 (M+1).



**[0980]** 2-(4,4-Bis(methyl- $d_3$ )-4λ4-piperazin-1-yl)-N-(6-(1-methyl-1H-1,2,3-triazol-4-yl)isoquinolin-3-yl)isonicotinamide **438**.

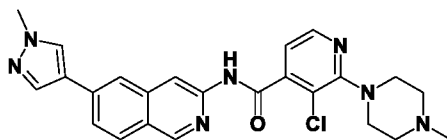
**[0981]** Beige solid (62.0 mg, 0.108 mmol, 74.3% yield).  $^1\text{H}$  NMR (499 MHz, DMSO- $d_6$ )  $\delta$  ppm 3.53 (4 H, t,  $J=5.21$  Hz), 3.94 - 4.04 (4 H, m), 4.15 (3 H, s), 7.32 (1 H, dd,  $J=5.21, 1.10$  Hz), 7.61 (1 H, s), 8.08 (1 H, dd,  $J=8.64, 1.51$  Hz), 8.19 (1 H, d,  $J=8.78$  Hz), 8.35 (1 H, d,  $J=5.21$  Hz), 8.40 (1 H, s), 8.68 (1 H, s), 8.76 (1 H, s), 9.23 (1 H, s), 11.13 (1 H, s); ESIMS found for  $\text{C}_{24}\text{H}_{21}[\text{}^2\text{H}_6]\text{N}_8\text{O}$   $m/z$  449.3 (M+).



439

[0982] N-(6-(1-Methyl-1H-1,2,3-triazol-4-yl)isoquinolin-3-yl)-2-(4-(methyl-*d*3)piperazin-1-yl)isonicotinamide **439**.

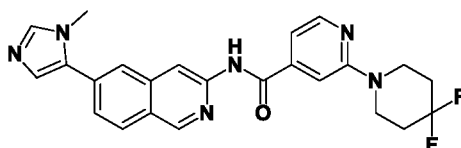
[0983] Beige solid (44.0 mg, 0.102 mmol, 35.5% yield). <sup>1</sup>H NMR (499 MHz, DMSO-*d*<sub>6</sub>) δ ppm 2.43 (4 H, t, *J*=4.94 Hz), 3.56 - 3.63 (4 H, m), 4.15 (3 H, s), 7.17 (1 H, dd, *J*=5.08, 0.96 Hz), 7.47 (1 H, s), 8.08 (1 H, dd, *J*=8.37, 1.51 Hz), 8.18 (1 H, d, *J*=8.51 Hz), 8.26 (1 H, d, *J*=5.21 Hz), 8.38 (1 H, s), 8.66 (1 H, s), 8.76 (1 H, s), 9.21 (1 H, s), 11.11 (1 H, s); ESIMS found for C<sub>23</sub>H<sub>21</sub>[<sup>2</sup>H<sub>3</sub>]N<sub>8</sub>O *m/z* 432. (M+1).



440

[0984] 3-Chloro-N-(6-(1-methyl-1H-pyrazol-4-yl)isoquinolin-3-yl)-2-(4-methylpiperazin-1-yl)isonicotinamide **440**.

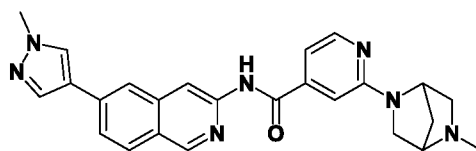
[0985] Off-white solid (90.7 mg, 0.196 mmol, 29.4% yield). <sup>1</sup>H NMR (499 MHz, DMSO-*d*<sub>6</sub>) δ ppm 2.24 (3 H, s), 2.49 (4 H, br s), 3.26 - 3.31 (4 H, m), 3.91 (3 H, s), 7.17 (1 H, d, *J*=4.67 Hz), 7.81 (1 H, dd, *J*=8.51, 1.65 Hz), 8.05 (1 H, d, *J*=8.51 Hz), 8.11 (1 H, s), 8.17 (1 H, s), 8.29 (1 H, d, *J*=4.67 Hz), 8.38 (1 H, s), 8.55 (1 H, s), 9.07 (1 H, s), 11.21 (1 H, s); ESIMS found for C<sub>24</sub>H<sub>24</sub>ClN<sub>7</sub>O *m/z* 462.2 (M+1).



441

[0986] 2-(4,4-Difluoropiperidin-1-yl)-N-(6-(1-methyl-1H-imidazol-5-yl)isoquinolin-3-yl)isonicotinamide **441**.

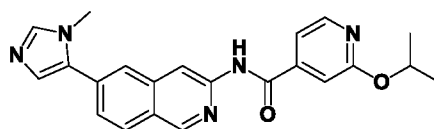
[0987] White solid (18.9 mg, 0.042 mmol, 24.4% yield). <sup>1</sup>H NMR (499 MHz, DMSO-*d*<sub>6</sub>) δ ppm 1.99 - 2.09 (4 H, m), 3.81 (4 H, br d, *J*=5.76 Hz), 3.85 (3 H, s), 7.19 (1 H, dd, *J*=5.21, 1.10 Hz), 7.33 (1 H, d, *J*=0.82 Hz), 7.58 (1 H, s), 7.74 (1 H, dd, *J*=8.51, 1.65 Hz), 7.81 (1 H, s), 8.10 (1 H, s), 8.16 (1 H, d, *J*=8.51 Hz), 8.29 (1 H, d, *J*=5.21 Hz), 8.70 (1 H, s), 9.23 (1 H, s), 11.14 (1 H, s); ESIMS found for C<sub>24</sub>H<sub>22</sub>F<sub>2</sub>N<sub>6</sub>O *m/z* 449.2 (M+1).



442

[0988] N-(6-(1-Methyl-1H-pyrazol-4-yl)isoquinolin-3-yl)-2-(5-methyl-2,5-diazabicyclo[2.2.1]heptan-2-yl)isonicotinamide **442**.

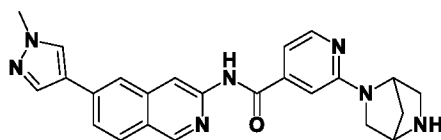
[0989] Off-white solid (74.4 mg, 0.161 mmol, 59.5% yield).  $^1\text{H}$  NMR (499 MHz, DMSO- $d_6$ )  $\delta$  ppm 1.77 (1 H, br d,  $J=9.06$  Hz), 1.90 (1 H, br d,  $J=8.78$  Hz), 2.30 (3 H, s), 2.48 (1 H, br s), 2.86 (1 H, dd,  $J=9.47$ , 1.78 Hz), 3.34 (1 H, dd,  $J=9.88$ , 2.20 Hz), 3.49 (1 H, br s), 3.57 (1 H, br d,  $J=9.88$  Hz), 3.91 (3 H, s), 4.70 (1 H, br s), 7.05 (1 H, dd,  $J=5.21$ , 1.37 Hz), 7.11 (1 H, s), 7.81 (1 H, dd,  $J=8.64$ , 1.51 Hz), 8.07 (1 H, d,  $J=8.51$  Hz), 8.09 - 8.16 (2 H, m), 8.19 (1 H, d,  $J=4.94$  Hz), 8.38 (1 H, s), 8.59 (1 H, s), 9.12 (1 H, s), 10.98 (1 H, s); ESIMS found for  $\text{C}_{25}\text{H}_{25}\text{N}_7\text{O}$   $m/z$  440.2 ( $M+1$ ).



443

[0990] 2-Isopropoxy-N-(6-(1-methyl-1H-imidazol-5-yl)isoquinolin-3-yl)isonicotinamide **443**.

[0991] Off-white solid (94.6 mg, 0.244 mmol, 54.8% yield).  $^1\text{H}$  NMR (499 MHz, DMSO- $d_6$ )  $\delta$  ppm 1.33 (6 H, d,  $J=6.31$  Hz), 3.85 (3 H, s), 5.30 (1 H, spt,  $J=6.17$  Hz), 7.30 (1 H, s), 7.33 (1 H, d,  $J=0.82$  Hz), 7.50 (1 H, dd,  $J=5.21$ , 1.37 Hz), 7.75 (1 H, dd,  $J=8.37$ , 1.78 Hz), 7.81 (1 H, s), 8.11 (1 H, s), 8.15 (1 H, d,  $J=8.51$  Hz), 8.32 (1 H, d,  $J=5.21$  Hz), 8.68 (1 H, s), 9.22 (1 H, s), 11.11 (1 H, s); ESIMS found for  $\text{C}_{22}\text{H}_{21}\text{N}_5\text{O}_2$   $m/z$  388.2 ( $M+1$ ).

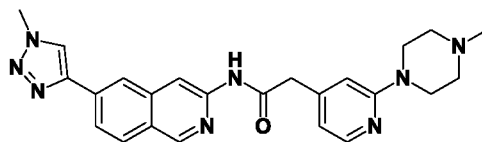


444

[0992] 2-(2,5-Diazabicyclo[2.2.1]heptan-2-yl)-N-(6-(1-methyl-1H-pyrazol-4-yl)isoquinolin-3-yl)isonicotinamide **444**.

[0993] Off-white solid (145.0 mg, 0.324 mmol, 88.5% yield).  $^1\text{H}$  NMR (499 MHz, DMSO- $d_6$ )  $\delta$  ppm 1.71 (1 H, br d,  $J=9.06$  Hz), 1.82 (1 H, br d,  $J=9.33$  Hz), 2.86 (1 H, br d,  $J=9.61$  Hz), 2.96 (1 H, br d,  $J=8.78$  Hz), 3.29 (1 H, br s), 3.52 (1 H, dd,  $J=9.33$ , 1.37 Hz), 3.75 (1 H, br s), 3.91 (3 H, s), 4.76 (1 H, br s), 7.07 (1 H, d,  $J=4.94$  Hz), 7.12 (1 H, br s), 7.81 (1 H, dd,  $J=8.51$ , 1.65

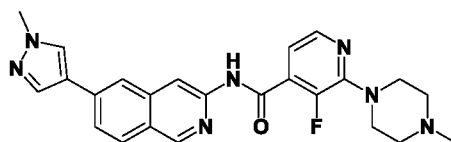
Hz), 8.07 (1 H, d,  $J=8.51$  Hz), 8.11 (1 H, s), 8.13 (1 H, s), 8.19 (1 H, d,  $J=4.94$  Hz), 8.38 (1 H, s), 8.59 (1 H, s), 9.12 (1 H, s), 10.97 (1 H, s); ESIMS found for  $C_{24}H_{23}N_7O$   $m/z$  426.2 (M+1).



445

[0994] N-(6-(1-Methyl-1H-1,2,3-triazol-4-yl)isoquinolin-3-yl)-2-(2-(4-methylpiperazin-1-yl)pyridin-4-yl)acetamide **445**.

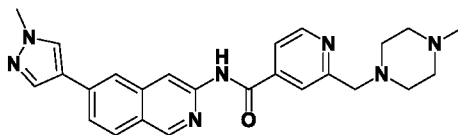
[0995] Beige solid (2.0 mg, 0.005 mmol, 3.1% yield).  $^1H$  NMR (499 MHz, DMSO- $d_6$ )  $\delta$  ppm 2.22 (3 H, s), 2.40 (4 H, br t,  $J=4.94$  Hz), 3.45 - 3.51 (4 H, m), 3.71 (2 H, s), 4.13 (3 H, s), 6.66 (1 H, d,  $J=4.67$  Hz), 6.83 (1 H, s), 8.01 - 8.06 (2 H, m), 8.12 (1 H, d,  $J=8.78$  Hz), 8.28 (1 H, s), 8.46 (1 H, s), 8.72 (1 H, s), 9.13 (1 H, s), 10.85 (1 H, s); ESIMS found for  $C_{24}H_{26}N_8O$   $m/z$  443.2 (M+1).



454

[0996] 3-Fluoro-N-(6-(1-methyl-1H-pyrazol-4-yl)isoquinolin-3-yl)-2-(4-methylpiperazin-1-yl)isonicotinamide **454**.

[0997] Off-white solid (85.9 mg, 0.193 mmol, 24.0% yield).  $^1H$  NMR (499 MHz, DMSO- $d_6$ )  $\delta$  ppm 2.23 (3 H, s), 2.42 - 2.47 (4 H, m), 3.41 - 3.49 (4 H, m), 3.91 (3 H, s), 7.05 (1 H, t,  $J=4.39$  Hz), 7.82 (1 H, dd,  $J=8.51$ , 1.65 Hz), 8.06 (1 H, d,  $J=8.51$  Hz), 8.08 (1 H, d,  $J=4.94$  Hz), 8.11 (1 H, s), 8.16 (1 H, s), 8.38 (1 H, s), 8.55 (1 H, s), 9.09 (1 H, s), 11.17 (1 H, s); ESIMS found for  $C_{24}H_{24}FN_7O$   $m/z$  446.2 (M+1).



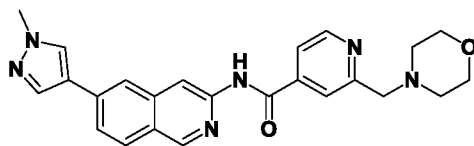
455

[0998] N-(6-(1-Methyl-1H-pyrazol-4-yl)isoquinolin-3-yl)-2-((4-methylpiperazin-1-yl)methyl)isonicotinamide **455**.

[0999] Off-white solid (12.5 mg, 0.028 mmol, 15.5% yield).  $^1H$  NMR (499 MHz, DMSO- $d_6$ )  $\delta$  ppm 2.17 (3 H, s), 2.36 (4 H, dt,  $J=3.77$ , 2.09 Hz), 2.42 - 2.49 (4 H, m), 3.68 (2 H, s), 3.91 (3 H, s), 7.83 (1 H, dd,  $J=13.45$ , 1.65 Hz), 7.83 (1 H, d,  $J=1.65$  Hz), 7.95 (1 H, s), 8.07 (1 H,



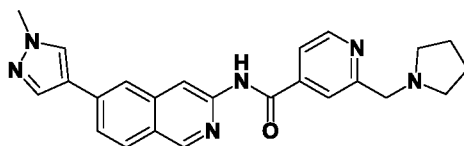
d,  $J=8.51$  Hz), 8.12 (1 H, s), 8.15 (1 H, s), 8.39 (1 H, s), 8.59 (1 H, s), 8.68 (1 H, d,  $J=4.94$  Hz), 9.13 (1 H, s), 11.18 (1 H, s); ESIMS found for  $C_{25}H_{27}N_7O$   $m/z$  442.2 (M+1).



456

**[01000]** N-(6-(1-Methyl-1H-pyrazol-4-yl)isoquinolin-3-yl)-2-(morpholinomethyl)isonicotinamide **456**.

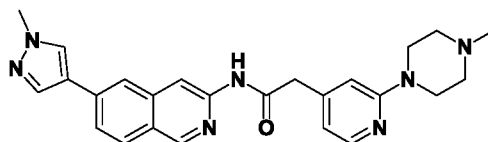
**[01001]** Off-white solid (13.6 mg, 0.032 mmol, 80.7% yield).  $^1H$  NMR (499 MHz, DMSO- $d_6$ )  $\delta$  ppm 2.47 (4 H, br s), 3.59 - 3.65 (4 H, m), 3.69 (2 H, s), 3.91 (3 H, s), 7.83 (1 H, br dd,  $J=16.47, 1.65$  Hz), 7.83 - 7.84 (1 H, m), 7.98 (1 H, s), 8.08 (1 H, d,  $J=8.51$  Hz), 8.12 (1 H, s), 8.15 (1 H, s), 8.39 (1 H, s), 8.59 (1 H, s), 8.69 (1 H, d,  $J=4.94$  Hz), 9.13 (1 H, s), 11.19 (1 H, s); ESIMS found for  $C_{24}H_{24}N_6O_2$   $m/z$  429.2 (M+1).



457

**[01002]** N-(6-(1-Methyl-1H-pyrazol-4-yl)isoquinolin-3-yl)-2-(pyrrolidin-1-ylmethyl)isonicotinamide **457**.

**[01003]** Off-white solid (12.0 mg, 0.029 mmol, 80.7% yield).  $^1H$  NMR (499 MHz, DMSO- $d_6$ )  $\delta$  ppm 1.74 (4 H, dt,  $J=6.52, 3.19$  Hz), 2.56 (4 H, br s), 3.82 (2 H, s), 3.91 (3 H, s), 7.81 - 7.84 (2 H, m), 7.96 (1 H, s), 8.07 (1 H, d,  $J=8.51$  Hz), 8.12 (1 H, s), 8.15 (1 H, s), 8.39 (1 H, s), 8.59 (1 H, s), 8.67 (1 H, d,  $J=4.94$  Hz), 9.13 (1 H, s), 11.19 (1 H, s); ESIMS found for  $C_{24}H_{24}N_6O$   $m/z$  413.2 (M+1).

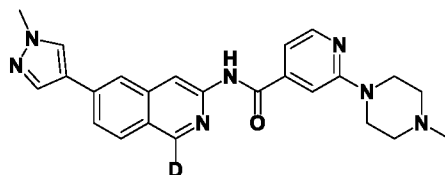


458

**[01004]** N-(6-(1-Methyl-1H-pyrazol-4-yl)isoquinolin-3-yl)-2-(2-(4-methylpiperazin-1-yl)pyridin-4-yl)acetamide **458**.

**[01005]** Beige solid (10.0 mg, 0.023 mmol, 5.3% yield).  $^1H$  NMR (499 MHz, DMSO- $d_6$ )  $\delta$  ppm 2.21 (3 H, s), 2.37 - 2.42 (4 H, m), 3.43 - 3.49 (4 H, m), 3.70 (2 H, s), 3.89 (3 H, s), 6.66 (1 H, d,  $J=4.94$  Hz), 6.83 (1 H, s), 7.76 (1 H, dd,  $J=8.51, 1.65$  Hz), 8.01 (1 H, d,  $J=8.51$  Hz), 8.03

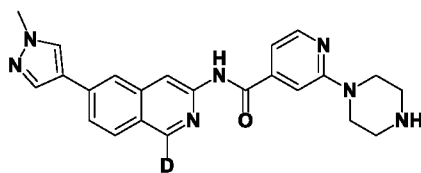
- 8.05 (2 H, m), 8.08 (1 H, s), 8.35 (1 H, s), 8.39 (1 H, s), 9.04 (1 H, s), 10.77 (1 H, s); ESIMS found for  $C_{25}H_{27}N_7O$   $m/z$  442.2 (M+1).



459

**[01006]** N-(6-(1-Methyl-1H-pyrazol-4-yl)isoquinolin-3-yl-1-*d*)-2-(4-methylpiperazin-1-yl)isonicotinamide **459**.

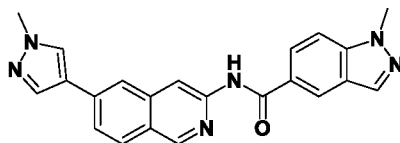
**[01007]** Off-white solid (69.0 mg, 0.179 mmol, 64.5% yield).  $^1H$  NMR (499 MHz, DMSO- $d_6$ )  $\delta$  ppm 2.23 (3 H, s), 2.43 (4 H, t,  $J=4.94$  Hz), 3.56 - 3.64 (4 H, m), 3.91 (3 H, s), 7.16 (1 H, dd,  $J=5.08, 1.24$  Hz), 7.46 (1 H, s), 7.81 (1 H, dd,  $J=8.64, 1.51$  Hz), 8.07 (1 H, d,  $J=8.51$  Hz), 8.11 (1 H, s), 8.14 (1 H, s), 8.26 (1 H, d,  $J=4.94$  Hz), 8.38 (1 H, s), 8.59 (1 H, s), 11.04 (1 H, s); ESIMS found for  $C_{24}H_{24}[^2H]N_7O$   $m/z$  429. (M+1).



461

**[01008]** N-(6-(1-Methyl-1H-pyrazol-4-yl)isoquinolin-3-yl-1-*d*)-2-(piperazin-1-yl)isonicotinamide **461**.

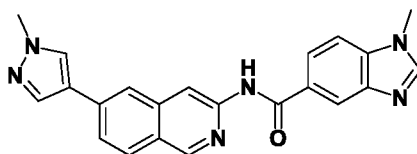
**[01009]** Off-white solid (69.0 mg, 0.179 mmol, 64.5% yield).  $^1H$  NMR (499 MHz, DMSO- $d_6$ )  $\delta$  ppm 2.77 - 2.84 (4 H, m), 3.48 - 3.57 (4 H, m), 3.91 (3 H, s), 7.13 (1 H, dd,  $J=5.08, 1.24$  Hz), 7.42 (1 H, s), 7.81 (1 H, dd,  $J=8.51, 1.65$  Hz), 8.07 (1 H, d,  $J=8.51$  Hz), 8.11 (1 H, s), 8.14 (1 H, s), 8.25 (1 H, d,  $J=5.21$  Hz), 8.38 (1 H, s), 8.59 (1 H, s), 11.03 (1 H, s); ESIMS found for  $C_{23}H_{22}[^2H]N_7O$   $m/z$  415. (M+1).



462

**[01010]** 1-Methyl-N-(6-(1-methyl-1H-pyrazol-4-yl)isoquinolin-3-yl)-1H-indazole-5-carboxamide **462**.

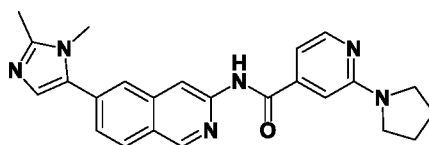
**[01011]** Light yellow solid (32.0 mg, 0.084 mmol, 18.8% yield).  $^1\text{H}$  NMR (499 MHz,  $\text{DMSO}-d_6$ )  $\delta$  ppm 3.92 (3 H, s), 4.11 (3 H, s), 7.75 (1 H, d,  $J=9.06$  Hz), 7.80 (1 H, dd,  $J=8.51$ , 1.65 Hz), 8.06 (1 H, d,  $J=8.51$  Hz), 8.12 (1 H, dd,  $J=8.92$ , 1.51 Hz), 8.12 (1 H, s), 8.14 (1 H, s), 8.24 (1 H, s), 8.38 (1 H, s), 8.62 (2 H, s), 9.12 (1 H, s), 10.82 (1 H, s); ESIMS found for  $\text{C}_{22}\text{H}_{18}\text{N}_6\text{O}$   $m/z$  383.15 (M+1).



463

**[01012]** 1-Methyl-N-(6-(1-methyl-1H-pyrazol-4-yl)isoquinolin-3-yl)-1H-benzo[d]imidazole-5-carboxamide **463**.

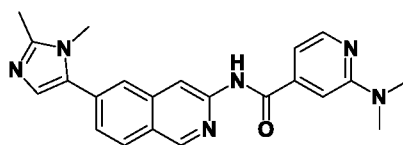
**[01013]** Light yellow solid (35.6 mg, 0.093 mmol, 20.8% yield).  $^1\text{H}$  NMR (499 MHz,  $\text{DMSO}-d_6$ )  $\delta$  ppm 3.90 (3 H, s), 3.92 (3 H, s), 7.70 (1 H, d,  $J=8.51$  Hz), 7.79 (1 H, dd,  $J=8.51$ , 1.65 Hz), 8.06 (2 H, d,  $J=8.51$  Hz), 8.11 (1 H, s), 8.13 (1 H, s), 8.33 (1 H, s), 8.38 (1 H, s), 8.47 (1 H, d,  $J=1.65$  Hz), 8.62 (1 H, s), 9.12 (1 H, s), 10.78 (1 H, s); ESIMS found for  $\text{C}_{22}\text{H}_{18}\text{N}_6\text{O}$   $m/z$  383.2 (M+1).



464

**[01014]** N-(6-(1,2-Dimethyl-1H-imidazol-5-yl)isoquinolin-3-yl)-2-(pyrrolidin-1-yl)isonicotinamide **464**.

**[01015]** Off-white solid (51.7 mg, 0.125 mmol, 45.3% yield).  $^1\text{H}$  NMR (499 MHz,  $\text{DMSO}-d_6$ )  $\delta$  ppm 1.95 - 2.01 (4 H, m), 2.40 (3 H, s), 3.45 - 3.51 (4 H, m), 3.68 (3 H, s), 7.06 (1 H, dd,  $J=5.21$ , 1.37 Hz), 7.08 (1 H, s), 7.14 (1 H, s), 7.67 (1 H, dd,  $J=8.51$ , 1.65 Hz), 8.00 (1 H, s), 8.14 (1 H, d,  $J=8.78$  Hz), 8.17 - 8.23 (1 H, m), 8.67 (1 H, s), 9.22 (1 H, s), 11.03 (1 H, s); ESIMS found for  $\text{C}_{24}\text{H}_{24}\text{N}_6\text{O}$   $m/z$  413.2 (M+1).



465

**[01016]** N-(6-(1,2-Dimethyl-1H-imidazol-5-yl)isoquinolin-3-yl)-2-(dimethylamino)isonicotinamide **465**.

[01017] Off-white solid (69.0 mg, 0.179 mmol, 64.5% yield). <sup>1</sup>H NMR (499 MHz, DMSO-*d*<sub>6</sub>) δ ppm 2.40 (3 H, s), 3.11 (6 H, s), 3.68 (3 H, s), 7.09 (1 H, dd, *J*=5.21, 1.10 Hz), 7.14 (1 H, s), 7.25 (1 H, s), 7.67 (1 H, dd, *J*=8.51, 1.65 Hz), 8.00 (1 H, s), 8.14 (1 H, d, *J*=8.51 Hz), 8.23 (1 H, d, *J*=4.94 Hz), 8.68 (1 H, s), 9.22 (1 H, s), 11.07 (1 H, s); ESIMS found for C<sub>22</sub>H<sub>22</sub>N<sub>6</sub>O *m/z* 387.2 (M+1).

#### **Example 4.**

[01018] The screening assay for Wnt activity is described as follows. Reporter cell lines can be generated by stably transducing cancer cell lines (e.g., colon cancer) or primary cells (e.g., IEC-6 intestinal cells) with a lentiviral construct that includes a Wnt-responsive promoter driving expression of the firefly luciferase gene.

[01019] SW480 colon carcinoma cells were transduced with a lentiviral vector expressing luciferase with a human Sp5 promoter consisting of a sequence of eight TCF/LEF binding sites. SW480 cells stably expressing the Sp5-Luc reporter gene and a hygromycin resistance gene were selected by treatment with 150 µg/mL of hygromycin for 7 days. These stably transduced SW480 cells were expanded in cell culture and used for all further screening activities. Each compound was dissolved in DMSO as a 10 mM stock and used to prepare compound source plates. Serial dilution (1:3, 10-point dose-response curves starting from 10 µM) and compound transfer was performed using the ECHO 550 (Labcyte, Sunnyvale, CA) into 384-well white solid bottom assay plates (Greiner Bio-One) with appropriate DMSO backfill for a final DMSO concentration of 0.1%. For Sp5-Luc reporter gene assays, the cells were plated at 4,000 cells/well in 384-well plates with a DMEM medium containing 1% fetal bovine serum, and 1% Penicillin-Streptomycin and incubated for 36 to 48 hours at 37°C and 5% CO<sub>2</sub>. Following incubation, 15 µl of BriteLite Plus luminescence reagent (Perkin Elmer) was added to each well of the 384-well assay plates. The plates were placed on an orbital shaker for 2 min and then luminescence was quantified using the Envision (Perkin Elmer) plate reader. Readings were normalized to DMSO only treated cells, and normalized activities were utilized for EC<sub>50</sub> calculations using the dose-response log (inhibitor) vs. response –variable slope (four parameters) nonlinear regression feature available in GraphPad Prism 5.0 (or Dotmatics). For EC<sub>50</sub> of >10 µM, the percent inhibition at 10 µM is provided.

[01020] Table 2 shows the measured activity for representative compounds of Formula I as described herein.

Table 2.

Compound	EC <sub>50</sub> (μM)	Compound	EC <sub>50</sub> (μM)	Compound	EC <sub>50</sub> (μM)	Compound	EC <sub>50</sub> (μM)
1	0.067	90	0.132	219	0.890	339	0.699
2	0.091	91	0.107	220	0.463	340	0.346
3	0.116	92	0.103	221	0.608	359	0.013
4	0.370	93	0.036	222	0.189	373	6.427
5	0.089	94	0.110	223	0.489	374	0.211
6	0.070	95	>10 (3.5%)	230	0.037	375	>10 (44.7%)
7	0.113	97	0.041	232	0.256	376	0.113
8	0.170	99	0.041	233	0.120	377	5.568
9	0.039	100	8.409	236	0.070	378	0.268
10	0.046	101	1.041	238	0.036	379	0.100
11	0.116	102	0.979	240	0.035	380	>10 (11.2%)
12	0.487	103	2.272	241	0.183	381	3.515
13	0.171	104	0.177	242	0.042	382	0.509
14	0.153	105	0.764	243	0.094	383	0.116
15	>10 (8.0%)	106	0.307	245	0.038	384	0.162
16	0.062	107	0.912	249	1.223	385	0.211
17	0.058	108	0.193	250	0.055	386	0.106
18	0.200	109	0.312	253	0.054	387	>10 (46.4%)
19	0.066	110	0.320	256	0.117	388	0.139
20	0.705	111	0.184	257	3.911	389	0.561
21	0.745	112	0.128	258	1.749	390	0.117
22	2.109	113	0.120	261	0.101	391	0.043
23	0.425	114	0.131	265	0.106	392	0.111
24	>10 (0%)	116	0.136	266	0.057	393	0.080
25	>10 (48.8%)	117	0.375	268	0.104	406	0.116
26	3.785	118	>10 (0%)	271	0.114	409	0.041
27	4.362	119	0.554	273	0.083	412	0.059
28	0.472	120	0.328	275	0.012	419	0.069
29	0.307	122	0.238	276	0.093	420	0.449
37	0.033	123	0.264	277	0.156	422	0.107
40	0.684	126	0.185	278	0.088	423	0.040
45	0.449	127	0.214	285	0.090	427	3.676
47	3.357	130	0.250	286	0.107	428	0.138
49	0.098	131	0.285	289	0.174	429	0.073
52	1.003	132	0.365	290	0.104	430	0.036
53	0.039	133	0.223	291	0.710	431	0.047
54	0.035	134	0.058	292	0.375	432	0.109
55	0.032	135	0.236	293	2.268	433	0.559
56	0.031	136	2.124	294	0.161	434	0.104
57	0.109	137	0.949	296	>10 (14.6%)	435	0.136
59	0.062	138	3.188	301	0.101	436	3.134
60	0.680	139	2.962	306	1.019	437	0.500
61	0.182	140	0.152	309	0.103	438	2.511
62	0.127	141	>10 (8.8%)	310	1.692	439	0.048
63	0.108	142	0.055	313	2.139	440	>10 (48.0%)
64	0.298	143	0.045	317	0.279	441	0.228
65	0.422	144	0.051	318	0.396	442	0.116
66	0.047	145	0.039	319	0.844	443	0.501
67	0.057	146	0.749	325	3.564	444	0.133
71	0.044	147	0.179	326	1.722	445	0.144
72	0.062	148	3.766	328	0.113	454	0.324
74	0.052	149	0.047	329	0.162	455	0.113
76	0.295	151	0.265	330	>10 (15.0%)	456	0.497
78	0.776	168	0.106	331	>10 (28.7%)	457	0.475
80	0.597	172	0.270	332	3.841	458	0.214
84	0.021	182	0.230	333	1.042	459	0.055
85	0.034	183	0.414	334	0.126	461	0.043
86	0.162	184	0.182	335	0.107	462	0.193
87	3.639	185	0.189	336	0.060	463	0.159
88	0.131	186	0.074	337	0.091	464	0.480
89	3.376	204	0.023	338	0.057	465	0.231

**Example 5.**

[01021] Representative compounds were screened using the assay procedure for DYRK1A kinase activity as described below.

[01022] Each compound was dissolved in DMSO as a 10 mM stock and used to prepare compound source plates. Serial dilution (1:3, 11-point dose-response curves from 10  $\mu$ M to 0.00016  $\mu$ M) and compound transfer was performed using the ECHO 550 (Labcyte, Sunnyvale, CA) into 1536-well black-walled round bottom plates (Corning).

[01023] The DYRK1A kinase assay was run using the Ser/Thr 18 peptide Z-lyte assay kit according to manufacturer's instructions (Life Technologies- a Division of Thermo-Fisher). This is a non-radioactive assay using fluorescence resonance energy transfer (FRET) between coumarin and fluorescein to detect kinase activity which is represented as a ratio of coumarin emission/fluorescein emission.

[01024] Briefly, recombinant DYRK1A kinase, ATP and Ser/Thr peptide 18 were prepared in 1X Kinase buffer to final concentrations of 0.19  $\mu$ g/mL, 30  $\mu$ M, and 4  $\mu$ M respectively. The mixture was allowed to incubate with the representative compounds for one hour at room temperature. All reactions were performed in duplicate. Unphosphorylated ("0% Control") and phosphorylated ("100% control") forms of Ser/Thr 18 served as control reactions. Additionally, an 11-point dose-response curve of Staurosporine (1  $\mu$ M top) was run to serve as a positive compound control.

[01025] After incubation, Development Reagent A was diluted in Development Buffer then added to the reaction and allowed to further incubate for one hour at room temperature. The plate was read at Ex 400 Em 455 to detect the coumarin signal and Ex 400 Em 520 to measure the signal (EnVision Multilabel Plate Reader, PerkinElmer).

[01026] The Emission ratio (Em) was calculated as a ratio of the coumarin (C) emission signal (at 445 nm)/Fluorescein (F) emission signal (at 520 nm). The percent phosphorylation was then calculated using the following formula:  $[1 - ((\text{Em ratio} \times F100\%) - C100\%) / ((C0\% - C100\%) + (\text{Em ratio} \times (F100\% - F0\%)))]$ . Dose-response curves were generated and inhibitory concentration (IC<sub>50</sub>) values were calculated using non-linear regression curve fit in the Dotmatics' Studies Software (Bishops Stortford, UK).

[01027] Table 3 shows the measured activity for representative compounds of Formula I as described herein.

Table 3.

Compound	EC <sub>50</sub> (μM)	Compound	EC <sub>50</sub> (μM)	Compound	EC <sub>50</sub> (μM)	Compound	EC <sub>50</sub> (μM)
1	0.0012	90	0.0023	219	0.0027	339	0.0395
2	0.0013	91	0.0067	220	0.0063	340	0.0012
3	0.0009	92	0.0010	221	0.0026	359	0.0037
4	0.0025	93	0.0007	222	0.0014	373	0.0177
5	0.0012	94	0.0013	223	0.0045	374	0.0038
6	0.0011	95	0.0034	230	0.0019	375	0.0126
7	0.0012	97	0.0013	232	0.0017	376	0.0067
8	0.0009	99	0.0025	233	0.0015	377	0.0093
9	0.0004	100	0.0444	236	0.0012	378	0.0028
10	0.0010	101	0.0257	238	0.0027	379	0.0025
11	0.0013	102	0.0093	240	0.0018	380	0.8647
12	0.0029	103	0.0055	241	0.0025	381	>10 (48.9%)
13	0.0020	104	0.0077	242	0.0017	382	0.0023
14	0.0009	105	0.0435	243	0.0024	383	0.0021
15	0.3124	106	0.0034	245	0.0016	384	0.0012
16	0.0011	107	0.0021	249	0.0018	385	0.0009
17	0.0018	108	0.0024	250	0.0022	386	0.0015
18	0.0017	109	0.0022	253	0.0014	387	0.0030
19	0.0015	110	0.0024	256	0.0017	388	0.0008
20	0.0552	111	0.0017	257	0.0184	389	0.0053
21	0.0632	112	0.0023	258	0.0189	390	0.0014
22	0.0551	113	0.0019	261	0.0016	391	0.0007
23	0.0100	114	0.0022	265	0.0019	392	0.0011
24	0.0673	116	0.0047	266	0.0013	393	0.0012
25	0.1583	117	0.0056	268	0.0019	406	0.0027
26	0.0412	118	0.0320	271	0.0021	409	0.0025
27	0.0333	119	0.0103	273	0.0011	412	0.0022
28	0.0011	120	0.0127	275	0.0006	419	0.0019
29	0.0012	122	0.0041	276	0.0011	420	0.0071
37	0.0009	123	0.0035	277	0.0008	422	0.0026
40	0.0035	126	0.0038	278	0.0028	423	0.0025
45	0.0018	127	0.0053	285	0.0012	427	0.0137
47	0.0397	130	0.0032	286	0.0008	428	0.0073
49	0.0042	131	4.9972	289	0.0033	429	0.0064
52	0.0031	132	0.0032	290	0.0029	430	0.0023
53	0.0020	133	0.0044	291	0.0116	431	0.0019
54	0.0020	134	0.0016	292	0.0057	432	0.0016
55	0.0011	135	0.0039	293	0.0145	433	0.0068
56	0.0014	136	0.0038	294	0.0105	434	0.0013
57	0.0026	137	0.0062	296	0.0053	435	0.0010
59	0.0013	138	0.0553	301	0.0009	436	0.0212
60	0.0037	139	0.0185	306	0.0023	437	0.0013
61	0.0026	140	0.0042	309	0.0015	438	0.0024
62	0.0023	141	0.3745	310	0.0017	439	0.0024
63	0.0027	142	0.0016	313	0.0021	440	0.0191
64	0.0033	143	0.0015	317	0.0011	441	0.0011
65	0.0030	144	0.0012	318	0.0017	442	0.0017
66	0.0055	145	0.0008	319	0.0014	443	0.0019
67	0.0017	146	0.0374	325	0.0018	444	0.0021
71	0.0019	147	0.0057	326	0.0026	445	0.0023
72	0.0019	148	0.2215	328	0.0036	454	0.0059
74	0.0070	149	0.0020	329	0.0046	455	0.0024
76	0.0028	151	0.0043	330	0.0115	456	0.0030
78	0.0021	168	0.0034	331	0.1220	457	0.0037
80	0.0136	172	0.0015	332	0.3297	458	0.0015
84	0.0029	182	0.0063	333	0.0435	459	0.0014
85	0.0016	183	0.0203	334	0.0010	461	0.0015
86	0.0019	184	0.0311	335	0.0015	462	0.0017
87	0.0039	185	0.0023	336	0.0011	463	0.0014
88	0.0028	186	0.0024	337	0.0017	464	0.0058
89	0.0223	204	0.0021	338	0.0010	465	0.0087

**Example 6.**

[01028] Representative compounds were screened using the assay procedure for GSK3 $\beta$  kinase activity as described below.

[01029] Each compound is dissolved in DMSO as a 10 mM stock and used to prepare compound source plates. Serial dilution (1:3, 11-point dose-response curves from 10  $\mu$ M to 0.0003  $\mu$ M) and compound transfer was performed using the ECHO 550 (Labcyte, Sunnyvale, CA) into 1536-well black-walled round bottom plates (Corning).

[01030] The GSK3 $\beta$  kinase assay is run using the Ser/Thr 09 peptide Z-lyte assay kit according to manufacturer's instructions (Life Technologies- a Division of Thermo-Fisher). This is a non-radioactive assay using fluorescence resonance energy transfer (FRET) between coumarin and fluorescein to detect kinase activity which is represented as ratio of coumarin emission/fluorescein emission.

[01031] Briefly, recombinant GSK3 $\beta$  kinase, ATP and Ser/Thr peptide 09 are prepared in 1X Kinase buffer to final concentrations of 0.04  $\mu$ g/mL, 46  $\mu$ M, and 4  $\mu$ M respectively. The mixture is allowed to incubate with the representative compounds for one hour at room temperature. All reactions were performed in duplicate. Unphosphorylated ("0% Control") and phosphorylated ("100% control") forms of Ser/Thr 18 serve as control reactions.

[01032] After incubation, diluted Development Buffer is added to the reaction and allowed to further incubate for one hour at room temperature. The plate is read at Ex 400 Em 455 to detect the coumarin signal and Ex 400 Em 520 to measure the signal (EnVision Multilabel Plate Reader, PerkinElmer).

[01033] The Emission ratio (Em) is calculated as a ratio of the coumarin (C) emission signal (at 445 nm)/Fluorescein (F) emission signal (at 520 nm). The percent phosphorylation is then calculated using the following formula:  $[1 - ((\text{Em ratio} \times F100\%) - C100\%) / ((C0\% - C100\%) + (\text{Em ratio} \times (F100\% - F0\%)))]$ .

[01034] Dose-response curves are generated and inhibitory concentration (IC<sub>50</sub>) values are calculated using non-linear regression curve fit in the Dotmatics' Studies Software (Bishops Stortford, UK).

[01035] Table 4 shows the activity of representative compounds of Formula I as provided herein.

**Table 4.**

Compound	EC <sub>50</sub> ( $\mu$ M)	Compound	EC <sub>50</sub> ( $\mu$ M)	Compound	EC <sub>50</sub> ( $\mu$ M)	Compound	EC <sub>50</sub> ( $\mu$ M)
1	3.346	90	3.862	219	0.986	339	8.182
2	3.689	91	9.164	220	4.438	340	2.603



3	3.726	92	5.321	221	0.343	359	1.833
4	2.066	93	6.272	222	0.780	373	>10
5	3.250	94	4.553	223	1.914	374	5.461
6	2.931	95	>10	230	0.886	375	>10
7	0.330	97	6.640	232	0.112	376	>10
8	0.668	99	1.566	233	0.100	377	>10
9	3.403	100	>10	236	0.299	378	3.696
10	1.842	101	>10	238	0.750	379	3.192
11	3.895	102	9.067	240	0.212	380	>10
12	4.032	103	0.040	241	0.514	381	>10 (6.1%)
13	4.265	104	0.012	242	0.361	382	0.367
14	0.479	105	0.009	243	0.809	383	0.829
15	9.838	106	0.002	245	0.740	384	0.212
16	1.258	107	0.010	249	1.090	385	0.256
17	1.532	108	0.001	250	0.568	386	0.608
18	3.756	109	0.469	253	0.295	387	0.101
19	6.027	110	1.795	256	0.378	388	0.085
20	9.838	111	2.150	257	>10	389	0.827
21	9.838	112	3.832	258	>10	390	0.955
22	9.838	113	1.713	261	1.884	391	0.595
23	>10	114	2.137	265	3.429	392	1.957
24	>10	116	1.138	266	2.498	393	0.460
25	>10	117	>10	268	3.128	406	0.142
26	>10	118	>10	271	4.550	409	0.242
27	>10	119	>10	273	2.901	412	0.368
28	0.537	120	>10	275	4.177	419	1.164
29	0.818	122	4.616	276	1.853	420	0.333
37	3.519	123	0.492	277	1.520	422	1.201
40	>10	126	2.097	278	>10	423	0.351
45	1.884	127	2.891	285	0.256	427	>10
47	>10	130	4.464	286	0.938	428	1.412
49	>10	131	>10 (5.2%)	289	6.000	429	1.658
52	4.322	132	>10	290	>10	430	0.610
53	0.859	133	3.207	291	2.176	431	0.563
54	2.421	134	>10	292	1.876	432	4.216
55	1.435	135	7.398	293	3.571	433	7.370
56	3.967	136	>10	294	6.573	434	1.860
57	2.037	137	>10	296	>10	435	2.368
59	3.856	138	0.666	301	8.288	436	>10
60	0.439	139	>10	306	>10	437	3.472
61	2.225	140	>10	309	2.693	438	1.646
62	2.825	141	>10	310	0.584	439	0.453
63	2.701	142	6.388	313	7.538	440	4.544
64	5.842	143	3.270	317	>10	441	4.314
65	1.085	144	1.359	318	2.822	442	7.115
66	2.712	145	3.694	319	7.099	443	5.029
67	3.649	146	>10	325	5.953	444	4.103
71	0.728	147	7.824	326	6.980	445	0.003
72	5.046	148	>10	328	1.410	454	1.350
74	4.124	149	2.941	329	0.811	455	2.892
76	0.937	151	>10	330	>10	456	2.226
78	1.291	168	>10	331	>10	457	>10
80	>10	172	>10	332	5.472	458	0.010
84	1.523	182	1.882	333	>10	459	3.845
85	0.506	183	0.704	334	0.593	461	3.198
86	3.051	184	1.959	335	0.685	462	>10 (41.3%)
87	3.566	185	1.445	336	1.477	463	0.261
88	8.925	186	1.859	337	3.832	464	9.708
89	7.389	204	0.763	338	2.073	465	>10 (51.0%)

**Example 7.**

[01036] Representative compounds were screened using the assay procedure to assess the effect on cell viability as described below.

[01037] SW480 colon carcinoma cells were transduced with a lentiviral vector expressing luciferase with a human Sp5 promoter consisting of a sequence of eight TCF/LEF binding sites. SW480 cells stably expressing the Sp5-Luc reporter gene and a hygromycin resistance gene were selected by treatment with 150 µg/mL of hygromycin for 7 days. These stably transduced SW480 cells were expanded in cell culture and used for all further screening activities. Each compound was dissolved in DMSO as a 10 mM stock and used to prepare compound source plates. Serial dilution (1:3, 8-point dose-response curves from 10 µM to 0.0045 µM) and compound transfer was performed using the ECHO 550 (Labcyte, Sunnyvale, CA) into 384-well white solid bottom assay plates (Greiner Bio-One) with appropriate DMSO backfill for a final DMSO concentration of 0.1%.

[01038] For the Cell Viability Assays, the cells were plated at 2,000 cells/well in 384-well plates with a DMEM medium containing 1% fetal bovine serum, and 1% Penicillin-Streptomycin and incubated for four days hours at 37°C and 5% CO<sub>2</sub>. Eight replicates of DMSO-treated cells served as controls and cells treated with compound were performed in duplicate.

[01039] After incubation, 10 µL of CellTiter-Glo (Promega) was added to each well allowed to incubate for approximately 12 minutes. This reagent “results in cell lysis and generation of a luminescent signal proportional to the amount of ATP present. The amount of ATP is directly proportional to the number of cells present in culture, in agreement with previous reports. The CellTiter-Glo® Assay generates a "glow-type" luminescent signal, produced by the luciferase reaction (Promega.com)”.

[01040] After incubation, the plates were read at Ex 560 nm Em 590 nm (Cytation 3, BioTek). Dose-response curves were generated and EC<sub>50</sub> concentration values were calculated using non-linear regression curve fit in the GraphPad Prism (San Diego, CA) or Dotmatics' Studies Software (Bishops Stortford, UK). For EC<sub>50</sub> of >10 µM, the percent inhibition at 10 µM is provided.

[01041] Table 5 shows the activity of representative compounds of Formula I as provided herein.

Table 5.

Compound	EC <sub>50</sub> (µM)	Compound	EC <sub>50</sub> (µM)	Compound	EC <sub>50</sub> (µM)	Compound	EC <sub>50</sub> (µM)
1	0.165	90	0.165	219	2.255	339	4.763
2	0.091	91	0.415	220	0.645	340	1.050
3	0.105	92	0.323	221	1.413	359	0.045
4	0.390	93	0.126	222	0.371	373	6.837
5	0.038	94	0.470	223	4.893	374	0.383
6	0.049	95	7.608	230	0.084	375	>10 (23.5%)
7	0.089	97	0.182	232	0.418	376	0.387
8	0.087	99	0.089	233	0.310	377	8.204
9	0.037	100	>10 (34.8%)	236	0.193	378	0.852
10	0.101	101	3.251	238	0.065	379	0.464

11	0.222	102	4.969	240	0.066	380	>10 (19.9%)
12	0.632	103	4.344	241	0.446	381	9.050
13	0.159	104	0.037	242	2.437	382	7.854
14	0.269	105	0.694	243	0.214	383	0.276
15	>10	106	0.367	245	0.123	384	0.426
16	0.048	107	0.890	249	2.519	385	4.465
17	0.075	108	0.567	250	0.159	386	0.222
18	0.137	109	0.834	253	0.238	387	>10 (32.4%)
19	0.080	110	0.675	256	0.277	388	0.334
20	0.478	111	0.447	257	3.581	389	0.595
21	0.677	112	0.318	258	2.221	390	0.388
22	0.745	113	0.369	261	0.286	391	0.132
23	0.733	114	0.410	265	0.174	392	0.260
24	9.391	116	0.210	266	0.174	393	0.475
25	>10	117	0.544	268	0.168	406	0.336
26	1.700	118	>10 (10.6%)	271	0.460	409	0.124
27	>10	119	0.649	273	0.106	412	0.218
28	0.547	120	0.058	275	0.012	419	0.273
29	0.368	122	0.301	276	0.503	420	0.542
37	0.060	123	0.400	277	0.569	422	3.151
40	0.826	126	0.105	278	1.583	423	0.113
45	0.187	127	0.149	285	0.690	427	8.055
47	2.900	130	0.360	286	0.297	428	0.403
49	0.430	131	0.406	289	0.405	429	0.464
52	1.454	132	0.359	290	0.234	430	0.058
53	0.072	133	0.258	291	2.771	431	0.089
54	0.060	134	0.242	292	0.491	432	0.273
55	0.076	135	2.292	293	3.024	433	1.091
56	0.094	136	2.127	294	0.469	434	0.245
57	0.476	137	1.542	296	>10 (17.3%)	435	0.429
59	0.213	138	4.142	301	0.682	436	3.641
60	0.886	139	4.949	306	2.492	437	0.782
61	0.406	140	0.308	309	0.310	438	3.528
62	0.455	141	>10 (12.2%)	310	4.996	439	0.108
63	0.225	142	0.099	313	2.796	440	4.307
64	0.413	143	0.114	317	1.730	441	0.535
65	0.427	144	0.100	318	0.799	442	0.283
66	0.111	145	0.080	319	5.486	443	1.052
67	0.139	146	3.190	325	9.738	444	0.272
71	0.044	147	0.318	326	2.651	445	0.470
72	0.107	148	2.174	328	0.334	454	0.578
74	0.266	149	0.073	329	0.512	455	0.112
76	0.564	151	0.343	330	>10 (13.3%)	456	0.765
78	3.556	168	0.121	331	6.588	457	0.449
80	0.869	172	0.486	332	5.109	458	0.208
84	0.059	182	0.464	333	>10 (45.9%)	462	0.443
85	0.234	183	0.586	334	0.275	463	0.381
86	0.402	184	0.325	335	0.266	464	0.481
87	5.293	185	0.236	336	0.246	465	0.413
88	0.228	186	0.115	337	0.400		
89	>10 (41.5%)	204	0.058	338	0.328		

**Example 6.**

[01042] Representative compounds were screened using the assay procedure for tau phosphorylation activity described below.

[01043] SH-SY5Y cells (human neuroblastoma) were cultured in DMEM/F-12 medium supplemented with 15% FBS, Non-essential Amino Acid and Penicillin/Streptomycin. Two days before treatment, cells were seeded onto 96 well plates at  $5 \times 10^4$  cells/well.

[01044] The above synthesized compounds were screened using the cell assay procedure to assess decrease Tau phosphorylation at Ser396 (pSer396) described below.

[01045] DMSO-resuspended compounds were dispensed to 8 wells as a serial titration from 10  $\mu$ M to 4.6 nM final in medium and cells were exposed overnight (16-18 h) in a humidified incubator at 36.6c before harvest. Wells were visually checked for cell death or change in morphology and supernatants were tested for cytotoxicity by measurement of lactate dehydrogenase release (LDH, CytoToxOne kit, Promega) if necessary. As controls, commercially available DYRK1A inhibitors, Harmine and Indy which were shown to have good DYRK1A inhibition in the kinase assay with no CDK1 activity ( $EC_{50}$  18 and 53 nM respectively, 6  $\mu$ M for CDK1) but weak  $EC_{50}$  in the Tau assay >10  $\mu$ M.

[01046] Cells were lysed with RIPA buffer complemented with phosphatase and protease inhibitors then lysates were spun down at 12,000g for 10 min to remove any cellular debris. Lysates are then either directly tested for pSer396 by ELISA (Life Technology, Kit KHB7031) or loaded on NuPage Bis-Tris gels for western blot analysis. Colorimetric detection of ELISA signal is performed by Cytation3 plate reader (Biotek) and the chemiluminescence signal for HRP-linked antibodies used in western blotting is detected using a Carestream Image Station. The same pSer396 antibody is used for detection of pTau in both assays.

[01047] Blot densitometry for pSer396 and  $\beta$ -actin were analyzed using ImageJ (NIH) and pSer396 Tau ELISA signal was used to plot, draw the curve fitting, and determine each compounds  $EC_{50}$  in Prism (GraphPad).

[01048] Table 6 shows the activity of representative compounds as provided herein.

**Table 6.**

Compound	pSer396 Tau $EC_{50}$ ( $\mu$ M)	Compound	pSer396 Tau $EC_{50}$ ( $\mu$ M)	Compound	pSer396 Tau $EC_{50}$ ( $\mu$ M)	Compound	pSer396 Tau $EC_{50}$ ( $\mu$ M)
<b>5</b>	1.390	<b>232</b>	0.095	<b>285</b>	7.600	<b>406</b>	>10
<b>6</b>	>10	<b>233</b>	0.174	<b>382</b>	>10	<b>409</b>	>10
<b>7</b>	1.100	<b>236</b>	>10	<b>384</b>	0.583	<b>412</b>	>10
<b>14</b>	3.900	<b>240</b>	>10	<b>385</b>	0.337	<b>420</b>	>10
<b>60</b>	3.500	<b>242</b>	>10	<b>387</b>	>10	<b>423</b>	5.600
<b>109</b>	>10	<b>253</b>	1.800	<b>388</b>	1.100		
<b>221</b>	>10	<b>256</b>	1.200	<b>393</b>	>10		

#### **Example 7.**

[01049] Representative compounds were screened using primary human fibroblasts (derived from IPF patients) treated with TGF- $\beta$ 1 to determine their ability to inhibit the fibrotic process.

**[01050]** *Human Fibroblast Cell Culture:* Primary human fibroblasts derived from IPF patients (LL29 cells) [<sup>1</sup>Xiaoqiu Liu, et.al., “Fibrotic Lung Fibroblasts Show Blunted Inhibition by cAMP Due to Deficient cAMP Response Element-Binding Protein Phosphorylation”, *Journal of Pharmacology and Experimental Therapeutics* (2005), 315(2), 678-687; <sup>2</sup>Watts, K. L., et.al., “RhoA signaling modulates cyclin D1 expression in human lung fibroblasts; implications for idiopathic pulmonary fibrosis”, *Respiratory Research* (2006), 7(1), 88] were obtained from American Type Culture Collection (ATCC) and expanded in F12 medium supplemented with 15% Fetal Bovine Serum and 1% Penicillin/Streptomycin.

**[01051]** *Compound Screening:* Each compound was dissolved in DMSO as a 10 mM stock and used to prepare compound source plates. Serial dilution (1:2, 11-point dose-response curves from 10  $\mu$ M to 0.94 nM) and compound transfer was performed using the ECHO 550 (Labcyte, Sunnyvale, CA) into 384-well clear bottom assay plates (Greiner Bio-One) with appropriate DMSO backfill for a final DMSO concentration of 0.1%. LL29 cells were plated at 1,500 cells/well in 70  $\mu$ L/well F12 medium supplemented with 1% Fetal Bovine Serum. TGF- $\beta$ 1 (Peprotech; 20 ng/mL) was added to the plates to induce fibrosis (ref. 1 and 2 above). Wells treated with TGF- $\beta$ 1 and containing DMSO were used as positive control, and cells with only DMSO were negative control. Cells were incubated at 37°C and 5% CO<sub>2</sub> for 4 days. Following incubation for 4 days, SYTOX green nucleic acid stain (Life Technologies [Thermo Fisher Scientific]) was added to the wells at a final concentration of 1  $\mu$ M and incubated at room temperature for 30 min. Cells were then fixed using 4% formaldehyde (Electron Microscopy Sciences), washed 3 times with PBS followed by blocking and permeabilization using 3% Bovine Serum Albumin (BSA; Sigma) and 0.3% Triton X-100 (Sigma) in PBS. Cells were then stained with antibody specific to  $\alpha$ -smooth muscle actin ( $\alpha$ SMA; Abcam) (ref. 1 and 2 above) in 3% Bovine Serum Albumin (BSA; Sigma) and 0.3% Triton X-100 (Sigma) in PBS, and incubated overnight at 4°C. Cells were then washed 3 times with PBS, followed by incubation with Alexa Fluor-647 conjugated secondary antibody (Life Technologies [Thermo Fisher Scientific]) and DAPI in 3% Bovine Serum Albumin (BSA; Sigma) and 0.3% Triton X-100 (Sigma) in PBS at room temperature for 1 hour. Cells were then washed 3 times with PBS and plates were sealed for imaging.  $\alpha$ SMA staining was imaged by excitation at 630 nm and emission at 665 nm and quantified using the Compartmental Analysis program on the CellInsight CX5 (Thermo Scientific). Dead or apoptotic cells were excluded from analysis based on positive SYTOX green staining. % of total cells positive for  $\alpha$ SMA were counted in each well and normalized to the average of 11 wells treated with TGF- $\beta$ 1 on the same plate using Dotmatics' Studies Software. The normalized averages (fold change over untreated) of 3 replicate wells for each compound concentration were used to create dose-responses curves and EC<sub>50</sub> values were

calculated using non-linear regression curve fit in the Dotmatics' Studies Software. For EC<sub>50</sub> of >10  $\mu$ M, the percent inhibition at 10  $\mu$ M is provided.

[01052] Table 7 shows the activity of representative compounds of Formula I as provided herein.

Table 7.

Compound	EC <sub>50</sub> ( $\mu$ M)	Compound	EC <sub>50</sub> ( $\mu$ M)	Compound	EC <sub>50</sub> ( $\mu$ M)	Compound	EC <sub>50</sub> ( $\mu$ M)
1	0.079	72	0.135	185	0.300	325	0.863
2	1.162	74	6.836	186	0.585	326	0.611
3	0.158	78	>10 (0.5%)	204	0.143	328	0.159
4	0.239	84	0.094	219	>10 (25.1%)	329	0.339
5	0.179	85	1.244	220	0.276	330	>10 (6.0%)
6	0.195	86	0.433	221	0.978	331	2.196
7	2.563	87	>10 (48.7%)	222	0.190	332	2.230
8	0.196	91	0.204	223	>10 (13.5%)	333	>10 (15.8%)
9	0.083	92	0.708	230	0.181	334	0.090
10	0.085	93	0.270	232	0.612	335	0.196
11	0.071	94	0.678	233	0.144	336	0.254
12	1.058	95	>10 (3.0%)	236	>10 (39.7%)	337	1.589
13	0.194	97	0.117	238	0.145	338	0.335
14	0.061	99	0.079	240	0.120	339	3.846
15	>10 (36.3%)	100	0.829	241	0.499	340	0.299
16	1.000	101	5.193	242	0.197	359	0.087
17	0.937	102	0.820	245	2.152	373	1.270
18	0.152	109	0.601	249	3.022	374	1.382
19	0.083	110	0.187	250	0.127	375	2.654
20	3.881	111	0.167	253	0.360	376	1.043
21	2.370	112	0.181	256	0.752	377	2.701
22	3.826	113	0.217	257	1.202	378	1.292
23	0.769	114	0.186	258	0.329	379	0.379
24	>10 (24.3%)	116	0.298	261	1.246	380	4.899
25	1.656	122	1.296	265	0.293	381	>10 (38.4%)
26	1.200	123	0.262	266	0.353	382	0.624
27	1.677	127	0.207	268	0.324	383	0.438
28	0.207	130	0.273	271	0.133	384	0.406
29	0.302	131	0.154	273	0.253	385	1.948
37	0.142	132	>10 (37.6%)	275	0.292	386	0.437
40	2.006	133	0.151	276	0.147	387	>10 (37.7%)
45	0.992	134	0.244	277	0.869	388	0.807
47	1.099	135	0.653	278	5.494	389	4.200
49	1.249	136	0.312	285	1.391	390	0.538
52	3.894	137	0.333	286	0.665	391	2.764
53	0.553	138	1.525	289	0.329	392	0.297
54	0.120	139	2.120	290	0.562	393	0.350
55	0.081	140	0.317	291	6.396	406	1.280
56	>10 (30.2%)	143	0.094	292	1.264	409	0.281
57	0.133	145	0.092	293	5.338	412	0.245
59	0.013	146	1.847	294	0.544	419	1.005
60	>10 (24.6%)	147	0.128	296	0.198	420	2.467
61	0.694	148	1.251	301	0.501	422	0.202
62	0.167	149	0.149	306	0.820	423	0.307
63	0.263	151	0.859	309	0.392	427	4.578
64	>10 (40.9%)	168	0.466	310	0.920	428	>10 (12.5%)
65	1.991	172	0.463	313	0.306	429	0.411
66	0.603	182	0.509	317	1.139	430	0.139
67	0.030	183	0.644	318	1.480		
71	1.915	184	0.194	319	4.728		

**Example 8.**

**[01053]** Representative compounds were screened using the following assay procedure to determine their ability to inhibit IL-6 and therefore demonstrate their anti-inflammatory properties.

**[01054]** *Human Peripheral Blood Mononuclear Cells:* Fresh Normal PB MNC (Catalog # PB001, AllCells, Alameda, CA) were shipped overnight at 4°C and resuspended in Roswell Park Memorial Institute (RPMI) 1640 Medium, with GlutaMAX Supplement (Catalog #61870127, ThermoFisher Scientific, Waltham, MA) supplemented with 1% Penicillin-Streptomycin (Catalog# 15140163, ThermoFisher Scientific, Waltham, MA) and 1% fetal bovine serum (FBS) (Catalog # 16140089, ThermoFisher Scientific, Waltham, MA) assay media.

**[01055]** *Compound Screening:* Fresh normal human peripheral blood mononuclear cells (huPBMCs) were resuspended in 1% FBS-RPMI assay media with 1% Penicillin-Streptomycin 1% to a cell concentration of  $1 \times 10^6$  cells/mL. Each compound was dissolved in DMSO (Catalog # D8418-100ml, Sigma-Aldrich, St. Louis, MO) as a 10 mM stock and used to prepare compound source plates. Serial dilution (1:3, 10-point dose-response curves starting from 10  $\mu$ M) and compound transfer was performed using the ECHO 550 (Labcyte, Sunnyvale, CA) into 384-well white Proxiplate-Plus assay plates (Catalog #6008289, PerkinElmer, Shelton, CT) with appropriate DMSO backfill for a final DMSO concentration of 0.25%. huPBMCs were plated at 5000 cells/well in the 384-well Proxiplate-Plus assay plates and incubated at 37°C-5% CO<sub>2</sub> for 2 hours. 50 ng/mL of Lipopolysaccharides from Escherichia coli 0111:B4 (Catalog #L5293-2ML, Sigma-Aldrich, St. Louis, MO) was added after 2 hours and cells were incubated for another 22 hours at 37°C-5% CO<sub>2</sub>. After 22 hour incubation, a mixture of anti-IL6 XL665 and anti-IL-6 Cryptate diluted in reconstitution buffer (Catalog #62IL6PEC, Cisbio Inc., Bedford, MA) was added to each well. Following incubation for 3 hours at room temperature, Homogeneous Time-Resolved Fluorescence (HTRF) was measured using the Envision (Perkin Elmer, Shelton, CT) at 665 nm and 620 nm. The ratio of fluorescence at 665 nm to 620 nm was used as a readout for IL-6 quantification. All samples were processed in duplicate. Readings were normalized to DMSO treated cells and normalized activities were utilized for EC<sub>50</sub> calculations. EC<sub>50</sub> was determined using software generated by Dotmatics Limited (Windhill Bishops Stortford Herts, UK) using the Levenberg-Marquardt 4 parameter fitting procedure with finite different gradients. For EC<sub>50</sub> of >10  $\mu$ M, the percent inhibition at 10  $\mu$ M is provided.

**[01056]** Table 8 shows the activity of representative compounds of Formula I as provided herein.

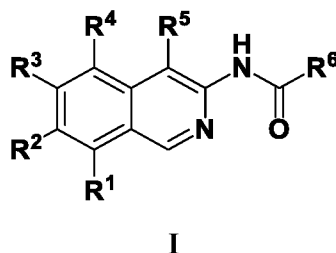
Table 8.

Compound	EC <sub>50</sub> (μM)	Compound	EC <sub>50</sub> (μM)	Compound	EC <sub>50</sub> (μM)	Compound	EC <sub>50</sub> (μM)
1	0.389	89	>10 (4.0%)	186	0.216	336	1.579
2	0.270	90	1.081	204	2.637	337	>10 (4.0%)
3	0.287	91	1.858	219	7.679	338	3.821
4	1.714	92	0.671	220	3.292	339	>10 (6.3%)
5	0.143	93	1.811	221	3.773	340	2.114
6	0.173	94	2.007	222	1.486	359	3.396
7	0.307	95	1.653	223	>10 (12.7%)	373	>10 (8.0%)
8	1.541	97	0.823	230	0.216	374	>10 (12.1%)
9	0.166	99	0.791	232	7.768	375	>10 (4.3%)
10	0.428	100	>10 (1.3%)	233	0.566	376	>10 (11.9%)
11	0.215	101	>10 (18.2%)	236	2.136	377	>10 (4.8%)
12	2.621	102	>10 (12.2%)	238	0.325	378	>10 (27.0%)
13	0.489	103	1.081	240	0.237	379	1.594
14	0.584	104	1.125	241	1.118	380	>10 (3.1%)
15	>10 (2.8%)	105	0.362	242	0.349	381	>10 (26.4%)
16	0.805	106	0.369	243	2.657	382	>10 (11.8%)
17	1.028	107	0.426	245	1.211	383	1.048
18	0.376	108	0.361	249	3.976	384	1.060
19	0.194	109	1.699	250	1.503	385	>10 (23.4%)
20	1.178	110	0.942	253	1.274	386	5.074
21	1.323	111	1.048	256	0.744	387	>10 (6.1%)
22	1.209	112	4.463	257	>10 (3.9%)	388	1.140
23	2.474	113	0.791	258	>10 (12.9%)	389	>10 (27.6%)
24	>10 (5.5%)	114	1.386	261	2.599	390	7.186
25	>10 (41.8%)	116	2.346	265	0.936	391	0.867
26	4.477	117	3.252	266	0.371	392	8.722
27	4.510	118	>10 (14.3%)	268	2.838	393	1.119
28	0.834	119	>10 (17.4%)	271	1.610	406	>10 (15.1%)
29	0.669	120	1.383	273	0.829	409	>10 (32.5%)
37	0.379	122	>10 (41.7%)	275	0.292	412	1.180
40	3.648	123	1.187	276	3.078	419	>10 (43.6%)
45	1.499	126	>10 (6.0%)	277	0.819	420	>10 (11.7%)
47	1.301	127	>10 (26.1%)	278	3.352	422	0.452
49	0.614	130	>10 (18.3%)	285	3.009	423	4.204
52	>10 (31.2%)	131	>10 (16.4%)	286	1.123	427	>10 (15.6%)
53	1.156	132	>10 (8.3%)	289	0.828	428	>10 (36.4%)
54	0.208	133	>10 (35.2%)	290	1.410	429	1.806
55	0.308	134	>10 (46.7%)	291	>10 (47.1%)	430	0.388
56	0.172	135	7.724	292	9.705	431	0.499
57	0.364	136	2.355	293	>10 (32.2%)	432	1.157
59	0.339	137	3.928	294	>10 (48.9%)	433	>10 (12.5%)
60	>10 (9.6%)	138	>10 (4.5%)	296	>10 (4.4%)	434	3.259
61	2.625	139	>10 (1.2%)	301	>10 (33.0%)	435	>10 (7.2%)
62	0.725	140	3.093	306	3.107	436	>10 (11.3%)
63	0.455	141	>10 (4.6%)	309	5.244	437	2.718
64	1.329	142	0.666	310	>10 (17.3%)	438	>10 (30.9%)
65	2.815	143	0.232	313	8.611	439	0.747
66	0.259	144	0.375	317	>10 (11.4%)	440	>10 (4.7%)
67	0.293	145	0.293	318	5.272	441	0.819
71	0.477	146	>10 (22.4%)	319	>10 (3.7%)	442	1.286
72	0.196	147	0.650	325	>10 (9.7%)	443	>10 (47.2%)
74	0.485	148	>10 (5.2%)	326	8.423	444	0.921
76	3.190	149	0.307	328	9.285	445	0.992
78	>10 (6.0%)	151	1.042	329	3.206	454	1.217
80	>10 (31.3%)	168	1.161	330	>10 (6.8%)	455	0.749
84	0.187	172	0.890	331	5.799	456	2.203
85	1.049	182	0.613	332	7.290	457	1.852
86	>10 (36.2%)	183	0.733	333	>10 (18.2%)	458	0.170
87	>10 (13.4%)	184	4.005	334	3.891		
88	1.562	185	0.865	335	3.535		



WHAT IS CLAIMED IS:

1. A compound, or a pharmaceutically acceptable salt thereof, of Formula I:



wherein:

$R^1$ ,  $R^2$ ,  $R^4$ , and  $R^5$  are independently selected from the group consisting of H, halide, amino, unsubstituted  $-(C_{1-3} \text{ haloalkyl})$ , and unsubstituted  $-(C_{1-3} \text{ alkyl})$ ;

$R^3$  is a 5-membered heteroaryl optionally substituted with 1-4  $R^{45}$ ;

$R^6$  is selected from the group consisting of  $-\text{phenyl}$  substituted with 1-5  $R^{36}$ ,  $-(C_{1-3} \text{ alkylene})_p\text{pyridinyl}$  optionally substituted with 1-6  $R^{37}$ , and a 6-10 membered heteroaryl optionally substituted with 1-6  $R^{37}$ ; wherein the carbonyl of Formula I is attached to an aromatic ring of the heteroaryl; wherein  $-(C_{1-3} \text{ alkylene})$  is optionally substituted with one or more substituents as defined anywhere herein;

each  $R^{36}$  is independently selected from the group consisting of halide, unsubstituted  $-(C_{1-9} \text{ alkyl})$ , unsubstituted  $-(C_{2-9} \text{ alkenyl})$ , unsubstituted  $-(C_{2-9} \text{ alkynyl})$ , unsubstituted  $-(C_{1-9} \text{ haloalkyl})$ ,  $-\text{XR}^{42}$ ,  $-\text{C}(=\text{O})\text{N}(\text{R}^{47})_2$ ,  $-(C_{1-4} \text{ alkylene})_p\text{N}(\text{R}^{50})_2$ ,  $-(C_{1-4} \text{ alkylene})_p\text{heterocyclyl}$  optionally substituted with 1-10  $R^{43}$ , and  $-(C_{1-4} \text{ alkylene})_p\text{carbocyclyl}$  optionally substituted with 1-12  $R^{44}$ ; wherein each  $-(C_{1-4} \text{ alkylene})$  is, independently, optionally substituted with one or more substituents as defined anywhere herein;

each  $R^{37}$  is independently selected from the group consisting of halide, unsubstituted  $-(C_{1-9} \text{ alkyl})$ , unsubstituted  $-(C_{2-9} \text{ alkenyl})$ , unsubstituted  $-(C_{2-9} \text{ alkynyl})$ , unsubstituted  $-(C_{1-9} \text{ haloalkyl})$ ,  $-\text{XR}^{42}$ ,  $-\text{C}(=\text{O})\text{N}(\text{R}^{47})_2$ ,  $-(C_{1-4} \text{ alkylene})_p\text{N}(\text{R}^{50})_2$ ,  $-(C_{1-4} \text{ alkylene})_p\text{heterocyclyl}$  optionally substituted with 1-10  $R^{43}$ , and  $-(C_{1-4} \text{ alkylene})_p\text{carbocyclyl}$  optionally substituted with 1-12  $R^{44}$ ; wherein each  $-(C_{1-4} \text{ alkylene})$  is, independently, optionally substituted with one or more substituents as defined anywhere herein;

each  $R^{38}$  is independently selected from the group consisting of halide, unsubstituted  $-(C_{1-5} \text{ alkyl})$ , unsubstituted  $-(C_{2-5} \text{ alkenyl})$ , unsubstituted  $-(C_{2-5} \text{ alkynyl})$ , unsubstituted  $-(C_{1-5} \text{ haloalkyl})$ ,  $-\text{CN}$ , and  $-(C_{1-4} \text{ alkylene})_p\text{carbocyclyl}$  optionally substituted with 1-12  $R^{44}$ ; wherein each  $-(C_{1-4} \text{ alkylene})$  is, independently, optionally substituted with one or more substituents as defined anywhere herein;

each  $R^{39}$  is independently selected from the group consisting of halide, unsubstituted  $-(C_{1-5} \text{ alkyl})$ , unsubstituted  $-(C_{2-5} \text{ alkenyl})$ , unsubstituted  $-(C_{2-5} \text{ alkynyl})$ , unsubstituted  $-(C_{1-5} \text{ haloalkyl})$ ,  $-\text{CN}$ , and  $-(C_{1-4} \text{ alkylene})_p \text{carbocyclyl}$  optionally substituted with 1-12  $R^{44}$ ; wherein each  $-(C_{1-4} \text{ alkylene})$  is, independently, optionally substituted with one or more substituents as defined anywhere herein;

each  $R^{40}$  is independently selected from the group consisting of halide, unsubstituted  $-(C_{1-5} \text{ alkyl})$ , unsubstituted  $-(C_{2-5} \text{ alkenyl})$ , unsubstituted  $-(C_{2-5} \text{ alkynyl})$ , unsubstituted  $-(C_{1-5} \text{ haloalkyl})$ ,  $-\text{CN}$ , and  $-(C_{1-4} \text{ alkylene})_p \text{carbocyclyl}$  optionally substituted with 1-12  $R^{44}$ ; wherein each  $-(C_{1-4} \text{ alkylene})$  is, independently, optionally substituted with one or more substituents as defined anywhere herein;

each  $R^{41}$  is independently selected from the group consisting of halide, unsubstituted  $-(C_{1-5} \text{ alkyl})$ , unsubstituted  $-(C_{2-5} \text{ alkenyl})$ , unsubstituted  $-(C_{2-5} \text{ alkynyl})$ , unsubstituted  $-(C_{1-5} \text{ haloalkyl})$ , and  $-\text{CN}$ ;

each  $R^{42}$  is independently selected from the group consisting of H, unsubstituted  $-(C_{1-5} \text{ alkyl})$ , unsubstituted  $-(C_{2-5} \text{ alkenyl})$ , unsubstituted  $-(C_{2-5} \text{ alkynyl})$ , unsubstituted  $-(C_{1-5} \text{ haloalkyl})$ ,  $-(C_{1-4} \text{ alkylene})N(R^{48})_2$ ,  $-(C_{1-4} \text{ alkylene})_p \text{aryl}$  optionally substituted with 1-10  $R^{46}$ ,  $-(C_{1-4} \text{ alkylene})_p \text{heterocyclyl}$  optionally substituted with 1-12  $R^{43}$ , and  $-(C_{1-4} \text{ alkylene})_p \text{carbocyclyl}$  optionally substituted with 1-12  $R^{44}$ ; wherein each  $-(C_{1-4} \text{ alkylene})$  is, independently, optionally substituted with one or more substituents as defined anywhere herein;

each  $R^{43}$  is independently selected from the group consisting of halide, unsubstituted  $-(C_{1-5} \text{ alkyl})$ , unsubstituted  $-(C_{2-5} \text{ alkenyl})$ , unsubstituted  $-(C_{2-5} \text{ alkynyl})$ , unsubstituted  $-(C_{1-5} \text{ haloalkyl})$ ,  $-\text{CN}$ ,  $-\text{OH}$ ,  $-\text{C}(=\text{O})R^{51}$ ,  $-\text{N}(R^{50})_2$ , and  $-(C_{1-4} \text{ alkylene})_p \text{carbocyclyl}$  optionally substituted with 1-12  $R^{44}$ ; wherein each  $-(C_{1-4} \text{ alkylene})$  is, independently, optionally substituted with one or more substituents as defined anywhere herein;

each  $R^{44}$  is independently selected from the group consisting of halide, unsubstituted  $-(C_{1-5} \text{ alkyl})$ , unsubstituted  $-(C_{2-5} \text{ alkenyl})$ , unsubstituted  $-(C_{2-5} \text{ alkynyl})$ , unsubstituted  $-(C_{1-5} \text{ haloalkyl})$ , and  $-\text{CN}$ ;

each  $R^{45}$  is independently selected from the group consisting of halide, unsubstituted  $-(C_{1-9} \text{ alkyl})$ , unsubstituted  $-(C_{2-9} \text{ alkenyl})$ , unsubstituted  $-(C_{2-9} \text{ alkynyl})$ , unsubstituted  $-(C_{1-9} \text{ haloalkyl})$ ,  $-(C_{1-4} \text{ alkylene})_p N(R^{48})_2$ ,  $-(C_{1-4} \text{ alkylene})_p \text{OR}^{49}$ ,  $-\text{C}(=\text{O})N(R^{48})_2$ ,  $-(C_{1-4} \text{ alkylene})_p \text{heterocyclyl}$  optionally substituted with 1-10  $R^{38}$ , and  $-\text{carbocyclyl}$  optionally substituted with 1-12  $R^{39}$ ; wherein each  $-(C_{1-4} \text{ alkylene})$  is, independently, optionally substituted with one or more substituents as defined anywhere herein;

alternatively, two adjacent R<sup>45</sup> taken together form a ring which is selected from the group consisting of –heterocyclyl optionally substituted with 1-10 R<sup>40</sup> and –carbocyclyl optionally substituted with 1-12 R<sup>41</sup>;

each R<sup>46</sup> is independently selected from the group consisting of halide, unsubstituted –(C<sub>1-5</sub> alkyl), unsubstituted –(C<sub>2-5</sub> alkenyl), unsubstituted –(C<sub>2-5</sub> alkynyl), unsubstituted –(C<sub>1-5</sub> haloalkyl), and –CN;

each R<sup>47</sup> is independently selected from the group consisting of H, unsubstituted –(C<sub>1-5</sub> alkyl), unsubstituted –(C<sub>2-5</sub> alkenyl), unsubstituted –(C<sub>2-5</sub> alkynyl), and unsubstituted –(C<sub>1-5</sub> haloalkyl);

each R<sup>48</sup> is independently selected from the group consisting of H, unsubstituted –(C<sub>1-5</sub> alkyl), unsubstituted –(C<sub>2-5</sub> alkenyl), unsubstituted –(C<sub>2-5</sub> alkynyl), and unsubstituted –(C<sub>1-5</sub> haloalkyl);

each R<sup>49</sup> is independently selected from the group consisting of H, unsubstituted –(C<sub>1-5</sub> alkyl), unsubstituted –(C<sub>2-5</sub> alkenyl), unsubstituted –(C<sub>2-5</sub> alkynyl), and unsubstituted –(C<sub>1-5</sub> haloalkyl);

each R<sup>50</sup> is independently selected from the group consisting of H, unsubstituted –(C<sub>1-5</sub> alkyl), unsubstituted –(C<sub>2-5</sub> alkenyl), unsubstituted –(C<sub>2-5</sub> alkynyl), unsubstituted –(C<sub>1-5</sub> haloalkyl), and –(C<sub>1-4</sub> alkylene)N(R<sup>48</sup>)<sub>2</sub>; wherein –(C<sub>1-4</sub> alkylene) is optionally substituted with one or more substituents as defined anywhere herein;

each R<sup>51</sup> is a heteroaryl optionally substituted with 1-6 R<sup>52</sup>;

each R<sup>52</sup> is a –heterocyclyl optionally substituted with 1-10 R<sup>46</sup>;

each X is selected from the group consisting of O, S, and NR<sup>48</sup>; and

each p is independently 0 or 1.

2. The compound of claim 1, wherein R<sup>1</sup>, R<sup>2</sup>, R<sup>4</sup>, and R<sup>5</sup> are H.

3. The compound according to any of claims 1-2, wherein R<sup>3</sup> is a pyrazolyl optionally substituted with 1-4 R<sup>45</sup>.

4. The compound according to any of claims 1-3, wherein R<sup>3</sup> is an unsubstituted pyrazolyl.

5. The compound according to any of claims 1-3, wherein R<sup>3</sup> is a pyrazolyl substituted with one –(C<sub>1-3</sub> alkyl).

6. The compound according to any of claims 1-2, wherein R<sup>3</sup> is an imidazolyl optionally substituted with 1-4 R<sup>45</sup>.

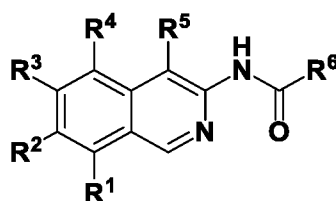
7. The compound according to any of claims 1-2 and 6, wherein R<sup>3</sup> is a imidazolyl substituted with one –(C<sub>1-3</sub> alkyl).

8. The compound according to any of claims 1-2, wherein  $R^3$  is a triazolyl optionally substituted with 1-4  $R^{45}$ .

9. The compound according to any of claims 1-2 and 8, wherein  $R^3$  is an unsubstituted triazolyl.

10. The compound according to any of claims 1-2 and 8, wherein  $R^3$  is a triazolyl substituted with one  $-(C_{1-3} \text{ alkyl})$ .

11. A compound, or a pharmaceutically acceptable salt thereof, of Formula I:

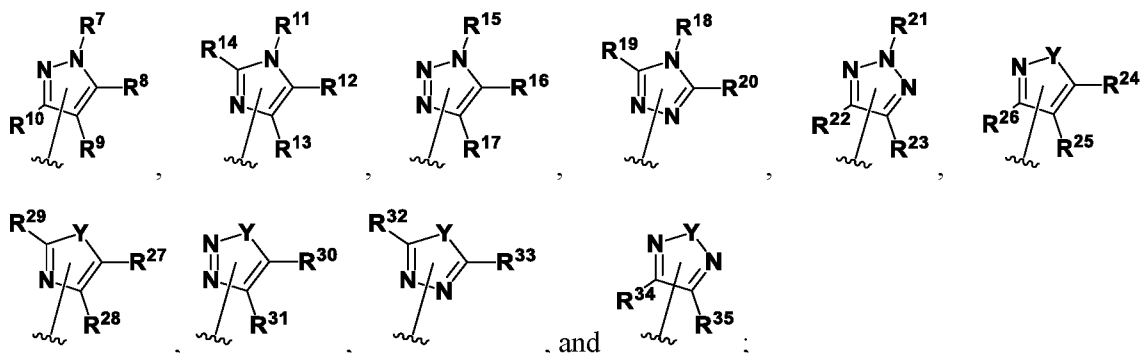


I

wherein:

$R^1$ ,  $R^2$ ,  $R^4$ , and  $R^5$  are independently selected from the group consisting of H, halide, amino, unsubstituted  $-(C_{1-3} \text{ haloalkyl})$ , and unsubstituted  $-(C_{1-3} \text{ alkyl})$ ;

$R^3$  is selected from the group consisting of:



wherein each of  $R^7$ - $R^{35}$  is, independently, a substituent as defined anywhere herein or a single bond connecting  $R^3$  to the isoquinoline ring; wherein only one of  $R^7$ - $R^{10}$  (when present) is a bond, only one of  $R^{11}$ - $R^{14}$  (when present) is a bond, only one of  $R^{15}$ - $R^{17}$  (when present) is a bond, only one of  $R^{18}$ - $R^{20}$  (when present) is a bond, only one of  $R^{21}$ - $R^{23}$  (when present) is a bond, only one of  $R^{24}$ - $R^{26}$  (when present) is a bond, only one of  $R^{27}$ - $R^{29}$  (when present) is a bond, only one of  $R^{30}$ - $R^{31}$  (when present) is a bond, only one of  $R^{32}$ - $R^{33}$  (when present) is a bond, and only one of  $R^{34}$ - $R^{35}$  (when present) is a bond; wherein any one of the nitrogen atoms attached to  $R^7$ ,  $R^{11}$ ,  $R^{15}$ ,  $R^{18}$ , or  $R^{21}$  can serve as the point of attachment of  $R^3$  to the isoquinoline ring; wherein any one of the carbon atoms attached to  $R^8$ ,  $R^9$ ,  $R^{10}$ ,  $R^{12}$ ,  $R^{13}$ ,  $R^{14}$ ,  $R^{16}$ ,  $R^{17}$ ,  $R^{19}$ ,  $R^{20}$ ,  $R^{22}$ ,  $R^{23}$ ,  $R^{24}$ ,  $R^{25}$ ,  $R^{26}$ ,  $R^{27}$ ,

$R^{28}$ ,  $R^{29}$ ,  $R^{30}$ ,  $R^{31}$ ,  $R^{32}$ ,  $R^{33}$ ,  $R^{34}$ , or  $R^{35}$  can serve as the point of attachment of  $R^3$  to the isoquinoline ring; as that:

when the nitrogen atom to which  $R^7$  is attached serves as the point of attachment of  $R^3$  to the isoquinoline ring, then  $R^7$  is a single bond connecting  $R^3$  to the isoquinoline ring;

when the carbon atom to which  $R^8$  is attached serves as the point of attachment of  $R^3$  to the isoquinoline ring, then  $R^8$  is a single bond connecting  $R^3$  to the isoquinoline ring;

when the carbon atom to which  $R^9$  is attached serves as the point of attachment of  $R^3$  to the isoquinoline ring, then  $R^9$  is a single bond connecting  $R^3$  to the isoquinoline ring;

when the carbon atom to which  $R^{10}$  is attached serves as the point of attachment of  $R^3$  to the isoquinoline ring, then  $R^{10}$  is a single bond connecting  $R^3$  to the isoquinoline ring;

when the nitrogen atom to which  $R^{11}$  is attached serves as the point of attachment of  $R^3$  to the isoquinoline ring, then  $R^{11}$  is a single bond connecting  $R^3$  to the isoquinoline ring;

when the carbon atom to which  $R^{12}$  is attached serves as the point of attachment of  $R^3$  to the isoquinoline ring, then  $R^{12}$  is a single bond connecting  $R^3$  to the isoquinoline ring;

when the carbon atom to which  $R^{13}$  is attached serves as the point of attachment of  $R^3$  to the isoquinoline ring, then  $R^{13}$  is a single bond connecting  $R^3$  to the isoquinoline ring;

when the carbon atom to which  $R^{14}$  is attached serves as the point of attachment of  $R^3$  to the isoquinoline ring, then  $R^{14}$  is a single bond connecting  $R^3$  to the isoquinoline ring;

when the nitrogen atom to which  $R^{15}$  is attached serves as the point of attachment of  $R^3$  to the isoquinoline ring, then  $R^{15}$  is a single bond connecting  $R^3$  to the isoquinoline ring;

when the carbon atom to which  $R^{16}$  is attached serves as the point of attachment of  $R^3$  to the isoquinoline ring, then  $R^{16}$  is a single bond connecting  $R^3$  to the isoquinoline ring;

when the carbon atom to which  $R^{17}$  is attached serves as the point of attachment of  $R^3$  to the isoquinoline ring, then  $R^{17}$  is a single bond connecting  $R^3$  to the isoquinoline ring;

when the nitrogen atom to which  $R^{18}$  is attached serves as the point of attachment of  $R^3$  to the isoquinoline ring, then  $R^{18}$  is a single bond connecting  $R^3$  to the isoquinoline ring;

when the carbon atom to which  $R^{19}$  is attached serves as the point of attachment of  $R^3$  to the isoquinoline ring, then  $R^{19}$  is a single bond connecting  $R^3$  to the isoquinoline ring;

when the carbon atom to which  $R^{20}$  is attached serves as the point of attachment of  $R^3$  to the isoquinoline ring, then  $R^{20}$  is a single bond connecting  $R^3$  to the isoquinoline ring;

when the nitrogen atom to which  $R^{21}$  is attached serves as the point of attachment of  $R^3$  to the isoquinoline ring, then  $R^{21}$  is a single bond connecting  $R^3$  to the isoquinoline ring;

when the carbon atom to which  $R^{22}$  is attached serves as the point of attachment of  $R^3$  to the isoquinoline ring, then  $R^{22}$  is a single bond connecting  $R^3$  to the isoquinoline ring;

when the carbon atom to which  $R^{23}$  is attached serves as the point of attachment of  $R^3$  to the isoquinoline ring, then  $R^{23}$  is a single bond connecting  $R^3$  to the isoquinoline ring;

when the carbon atom to which  $R^{24}$  is attached serves as the point of attachment of  $R^3$  to the isoquinoline ring, then  $R^{24}$  is a single bond connecting  $R^3$  to the isoquinoline ring;

when the carbon atom to which  $R^{25}$  is attached serves as the point of attachment of  $R^3$  to the isoquinoline ring, then  $R^{25}$  is a single bond connecting  $R^3$  to the isoquinoline ring;

when the carbon atom to which  $R^{26}$  is attached serves as the point of attachment of  $R^3$  to the isoquinoline ring, then  $R^{26}$  is a single bond connecting  $R^3$  to the isoquinoline ring;

when the carbon atom to which  $R^{27}$  is attached serves as the point of attachment of  $R^3$  to the isoquinoline ring, then  $R^{27}$  is a single bond connecting  $R^3$  to the isoquinoline ring;

when the carbon atom to which  $R^{28}$  is attached serves as the point of attachment of  $R^3$  to the isoquinoline ring, then  $R^{28}$  is a single bond connecting  $R^3$  to the isoquinoline ring;

when the carbon atom to which  $R^{29}$  is attached serves as the point of attachment of  $R^3$  to the isoquinoline ring, then  $R^{29}$  is a single bond connecting  $R^3$  to the isoquinoline ring;

when the carbon atom to which  $R^{30}$  is attached serves as the point of attachment of  $R^3$  to the isoquinoline ring, then  $R^{30}$  is a single bond connecting  $R^3$  to the isoquinoline ring;

when the carbon atom to which  $R^{31}$  is attached serves as the point of attachment of  $R^3$  to the isoquinoline ring, then  $R^{31}$  is a single bond connecting  $R^3$  to the isoquinoline ring;

when the carbon atom to which  $R^{32}$  is attached serves as the point of attachment of  $R^3$  to the isoquinoline ring, then  $R^{32}$  is a single bond connecting  $R^3$  to the isoquinoline ring;

when the carbon atom to which  $R^{33}$  is attached serves as the point of attachment of  $R^3$  to the isoquinoline ring, then  $R^{33}$  is a single bond connecting  $R^3$  to the isoquinoline ring;

when the carbon atom to which  $R^{34}$  is attached serves as the point of attachment of  $R^3$  to the isoquinoline ring, then  $R^{34}$  is a single bond connecting  $R^3$  to the isoquinoline ring;

when the carbon atom to which  $R^{35}$  is attached serves as the point of attachment of  $R^3$  to the isoquinoline ring, then  $R^{35}$  is a single bond connecting  $R^3$  to the isoquinoline ring;

$R^6$  is selected from the group consisting of  $-\text{phenyl}$  substituted with 1-5  $R^{36}$ ,  $-(C_{1-3} \text{ alkylene})_p\text{pyridinyl}$  optionally substituted with 1-6  $R^{37}$ , and a 6-10 membered heteroaryl optionally substituted with 1-6  $R^{37}$ ; wherein the carbonyl of Formula I is attached to an aromatic ring of the heteroaryl; wherein  $-(C_{1-3} \text{ alkylene})$  is optionally substituted with one or more substituents as defined anywhere herein;

$R^7$  is selected from the group consisting of a single bond, H, unsubstituted  $-(C_{1-9} \text{ alkyl})$ , unsubstituted  $-(C_{2-9} \text{ alkenyl})$ , unsubstituted  $-(C_{2-9} \text{ alkynyl})$ , unsubstituted  $-(C_{1-9} \text{ haloalkyl})$ ,  $-(C_{1-4} \text{ alkylene})N(R^{48})_2$ ,  $-(C_{1-4} \text{ alkylene})OR^{49}$ ,  $-C(=O)N(R^{48})_2$ ,  $-(C_{1-4} \text{ alkylene})_p\text{heterocyclyl}$  optionally

substituted with 1-10 R<sup>38</sup>, and –carbocyclyl optionally substituted with 1-12 R<sup>39</sup>; wherein –(C<sub>1-4</sub> alkylene) is optionally substituted with one or more substituents as defined anywhere herein;

R<sup>8</sup>, R<sup>9</sup>, and R<sup>10</sup> are independently selected from the group consisting of a single bond, H, halide, unsubstituted –(C<sub>1-9</sub> alkyl), unsubstituted –(C<sub>2-9</sub> alkenyl), unsubstituted –(C<sub>2-9</sub> alkynyl), unsubstituted –(C<sub>1-9</sub> haloalkyl), –(C<sub>1-4</sub> alkylene)<sub>p</sub>N(R<sup>48</sup>)<sub>2</sub>, –(C<sub>1-4</sub> alkylene)<sub>p</sub>OR<sup>49</sup>, –C(=O)N(R<sup>48</sup>)<sub>2</sub>, –(C<sub>1-4</sub> alkylene)<sub>p</sub>heterocyclyl optionally substituted with 1-10 R<sup>38</sup>, and –carbocyclyl optionally substituted with 1-12 R<sup>39</sup>; wherein each –(C<sub>1-4</sub> alkylene) is, independently, optionally substituted with one or more substituents as defined anywhere herein;

alternatively, one of R<sup>7</sup> and R<sup>8</sup>, R<sup>8</sup> and R<sup>9</sup>, or R<sup>9</sup> and R<sup>10</sup> are taken together to form a ring which is selected from the group consisting of –heterocyclyl optionally substituted with 1-10 R<sup>40</sup> and –carbocyclyl optionally substituted with 1-12 R<sup>41</sup>;

R<sup>11</sup> is selected from the group consisting of a single bond, H, unsubstituted –(C<sub>1-9</sub> alkyl), unsubstituted –(C<sub>2-9</sub> alkenyl), unsubstituted –(C<sub>2-9</sub> alkynyl), unsubstituted –(C<sub>1-9</sub> haloalkyl), –(C<sub>1-4</sub> alkylene)N(R<sup>48</sup>)<sub>2</sub>, –(C<sub>1-4</sub> alkylene)OR<sup>49</sup>, –C(=O)N(R<sup>48</sup>)<sub>2</sub>, –(C<sub>1-4</sub> alkylene)<sub>p</sub>heterocyclyl optionally substituted with 1-10 R<sup>38</sup>, and –carbocyclyl optionally substituted with 1-12 R<sup>39</sup>; wherein –(C<sub>1-4</sub> alkylene) is optionally substituted with one or more substituents as defined anywhere herein;

R<sup>12</sup>, R<sup>13</sup>, and R<sup>14</sup> are independently selected from the group consisting of a single bond, H, halide, unsubstituted –(C<sub>1-9</sub> alkyl), unsubstituted –(C<sub>2-9</sub> alkenyl), unsubstituted –(C<sub>2-9</sub> alkynyl), unsubstituted –(C<sub>1-9</sub> haloalkyl), –(C<sub>1-4</sub> alkylene)<sub>p</sub>N(R<sup>48</sup>)<sub>2</sub>, –(C<sub>1-4</sub> alkylene)<sub>p</sub>OR<sup>49</sup>, –C(=O)N(R<sup>48</sup>)<sub>2</sub>, –(C<sub>1-4</sub> alkylene)<sub>p</sub>heterocyclyl optionally substituted with 1-10 R<sup>38</sup>, and –carbocyclyl optionally substituted with 1-12 R<sup>39</sup>; wherein each –(C<sub>1-4</sub> alkylene) is, independently, optionally substituted with one or more substituents as defined anywhere herein;

alternatively, one of R<sup>11</sup> and R<sup>12</sup>, R<sup>12</sup> and R<sup>13</sup>, or R<sup>14</sup> and R<sup>11</sup> are taken together to form a ring which is selected from the group consisting of –heterocyclyl optionally substituted with 1-10 R<sup>40</sup> and –carbocyclyl optionally substituted with 1-12 R<sup>41</sup>;

R<sup>15</sup> is selected from the group consisting of a single bond, H, unsubstituted –(C<sub>1-9</sub> alkyl), unsubstituted –(C<sub>2-9</sub> alkenyl), unsubstituted –(C<sub>2-9</sub> alkynyl), unsubstituted –(C<sub>1-9</sub> haloalkyl), –(C<sub>1-4</sub> alkylene)N(R<sup>48</sup>)<sub>2</sub>, –(C<sub>1-4</sub> alkylene)OR<sup>49</sup>, –C(=O)N(R<sup>48</sup>)<sub>2</sub>, –(C<sub>1-4</sub> alkylene)<sub>p</sub>heterocyclyl optionally substituted with 1-10 R<sup>38</sup>, and –carbocyclyl optionally substituted with 1-12 R<sup>39</sup>; wherein –(C<sub>1-4</sub> alkylene) is optionally substituted with one or more substituents as defined anywhere herein;

R<sup>16</sup> and R<sup>17</sup> are independently selected from the group consisting of a single bond, H, halide, unsubstituted –(C<sub>1-9</sub> alkyl), unsubstituted –(C<sub>2-9</sub> alkenyl), unsubstituted –(C<sub>2-9</sub> alkynyl), unsubstituted –(C<sub>1-9</sub> haloalkyl), –(C<sub>1-4</sub> alkylene)<sub>p</sub>N(R<sup>48</sup>)<sub>2</sub>, –(C<sub>1-4</sub> alkylene)<sub>p</sub>OR<sup>49</sup>, –C(=O)N(R<sup>48</sup>)<sub>2</sub>, –(C<sub>1-4</sub> alkylene)<sub>p</sub>heterocyclyl optionally substituted with 1-10 R<sup>38</sup>, and –carbocyclyl optionally

substituted with 1-12 R<sup>39</sup>; wherein each  $-(C_{1-4} \text{ alkylene})$  is, independently, optionally substituted with one or more substituents as defined anywhere herein;

alternatively, one of R<sup>15</sup> and R<sup>16</sup> or R<sup>16</sup> and R<sup>17</sup> are taken together to form a ring which is selected from the group consisting of  $-\text{heterocyclyl}$  optionally substituted with 1-10 R<sup>40</sup> and  $-\text{carbocyclyl}$  optionally substituted with 1-12 R<sup>41</sup>;

R<sup>18</sup> is selected from the group consisting of a single bond, H, unsubstituted  $-(C_{1-9} \text{ alkyl})$ , unsubstituted  $-(C_{2-9} \text{ alkenyl})$ , unsubstituted  $-(C_{2-9} \text{ alkynyl})$ , unsubstituted  $-(C_{1-9} \text{ haloalkyl})$ ,  $-(C_{1-4} \text{ alkylene})N(R^{48})_2$ ,  $-(C_{1-4} \text{ alkylene})OR^{49}$ ,  $-C(=O)N(R^{48})_2$ ,  $-(C_{1-4} \text{ alkylene})_p\text{heterocyclyl}$  optionally substituted with 1-10 R<sup>38</sup>, and  $-\text{carbocyclyl}$  optionally substituted with 1-12 R<sup>39</sup>; wherein  $-(C_{1-4} \text{ alkylene})$  is optionally substituted with one or more substituents as defined anywhere herein;

R<sup>19</sup> and R<sup>20</sup> are independently selected from the group consisting of a single bond, H, halide, unsubstituted  $-(C_{1-9} \text{ alkyl})$ , unsubstituted  $-(C_{2-9} \text{ alkenyl})$ , unsubstituted  $-(C_{2-9} \text{ alkynyl})$ , unsubstituted  $-(C_{1-9} \text{ haloalkyl})$ ,  $-(C_{1-4} \text{ alkylene})_pN(R^{48})_2$ ,  $-(C_{1-4} \text{ alkylene})_pOR^{49}$ ,  $-C(=O)N(R^{48})_2$ ,  $-(C_{1-4} \text{ alkylene})_p\text{heterocyclyl}$  optionally substituted with 1-10 R<sup>38</sup>, and  $-\text{carbocyclyl}$  optionally substituted with 1-12 R<sup>39</sup>; wherein each  $-(C_{1-4} \text{ alkylene})$  is, independently, optionally substituted with one or more substituents as defined anywhere herein;

alternatively, one of R<sup>18</sup> and R<sup>19</sup> or R<sup>18</sup> and R<sup>20</sup> are taken together to form a heterocyclyl optionally substituted with 1-10 R<sup>40</sup>;

R<sup>21</sup> is selected from the group consisting of a single bond, H, unsubstituted  $-(C_{1-9} \text{ alkyl})$ , unsubstituted  $-(C_{2-9} \text{ alkenyl})$ , unsubstituted  $-(C_{2-9} \text{ alkynyl})$ , unsubstituted  $-(C_{1-9} \text{ haloalkyl})$ ,  $-(C_{1-4} \text{ alkylene})N(R^{48})_2$ ,  $-(C_{1-4} \text{ alkylene})OR^{49}$ ,  $-C(=O)N(R^{48})_2$ ,  $-(C_{1-4} \text{ alkylene})_p\text{heterocyclyl}$  optionally substituted with 1-10 R<sup>38</sup>, and  $-\text{carbocyclyl}$  optionally substituted with 1-12 R<sup>39</sup>; wherein  $-(C_{1-4} \text{ alkylene})$  is optionally substituted with one or more substituents as defined anywhere herein;

R<sup>22</sup> and R<sup>23</sup> are independently selected from the group consisting of a single bond, H, halide, unsubstituted  $-(C_{1-9} \text{ alkyl})$ , unsubstituted  $-(C_{2-9} \text{ alkenyl})$ , unsubstituted  $-(C_{2-9} \text{ alkynyl})$ , unsubstituted  $-(C_{1-9} \text{ haloalkyl})$ ,  $-(C_{1-4} \text{ alkylene})_pN(R^{48})_2$ ,  $-(C_{1-4} \text{ alkylene})_pOR^{49}$ ,  $-C(=O)N(R^{48})_2$ ,  $-(C_{1-4} \text{ alkylene})_p\text{heterocyclyl}$  optionally substituted with 1-10 R<sup>38</sup>, and  $-\text{carbocyclyl}$  optionally substituted with 1-12 R<sup>39</sup>; wherein each  $-(C_{1-4} \text{ alkylene})$  is, independently, optionally substituted with one or more substituents as defined anywhere herein;

alternatively, R<sup>22</sup> and R<sup>23</sup> are taken together to form a ring which is selected from the group consisting of  $-\text{heterocyclyl}$  optionally substituted with 1-10 R<sup>40</sup> and  $-\text{carbocyclyl}$  optionally substituted with 1-12 R<sup>41</sup>;

R<sup>24</sup>, R<sup>25</sup>, and R<sup>26</sup> are independently selected from the group consisting of a single bond, H, halide, unsubstituted  $-(C_{1-9} \text{ alkyl})$ , unsubstituted  $-(C_{2-9} \text{ alkenyl})$ , unsubstituted  $-(C_{2-9} \text{ alkynyl})$ ,



unsubstituted  $-(C_{1-9} \text{ haloalkyl})$ ,  $-(C_{1-4} \text{ alkylene})_p N(R^{48})_2$ ,  $-(C_{1-4} \text{ alkylene})_p OR^{49}$ ,  $-C(=O)N(R^{48})_2$ ,  $-(C_{1-4} \text{ alkylene})_p \text{heterocyclyl}$  optionally substituted with 1-10  $R^{38}$ , and  $-\text{carbocyclyl}$  optionally substituted with 1-12  $R^{39}$ ; wherein each  $-(C_{1-4} \text{ alkylene})$  is, independently, optionally substituted with one or more substituents as defined anywhere herein;

alternatively, one of  $R^{24}$  and  $R^{25}$  or  $R^{25}$  and  $R^{26}$  are taken together to form a ring which is selected from the group consisting of  $-\text{heterocyclyl}$  optionally substituted with 1-10  $R^{40}$  and  $-\text{carbocyclyl}$  optionally substituted with 1-12  $R^{41}$ ;

$R^{27}$ ,  $R^{28}$ , and  $R^{29}$  are independently selected from the group consisting of a single bond, H, halide, unsubstituted  $-(C_{1-9} \text{ alkyl})$ , unsubstituted  $-(C_{2-9} \text{ alkenyl})$ , unsubstituted  $-(C_{2-9} \text{ alkynyl})$ , unsubstituted  $-(C_{1-9} \text{ haloalkyl})$ ,  $-(C_{1-4} \text{ alkylene})_p N(R^{48})_2$ ,  $-(C_{1-4} \text{ alkylene})_p OR^{49}$ ,  $-C(=O)N(R^{48})_2$ ,  $-(C_{1-4} \text{ alkylene})_p \text{heterocyclyl}$  optionally substituted with 1-10  $R^{38}$ , and  $-\text{carbocyclyl}$  optionally substituted with 1-12  $R^{39}$ ; wherein each  $-(C_{1-4} \text{ alkylene})$  is, independently, optionally substituted with one or more substituents as defined anywhere herein;

alternatively,  $R^{27}$  and  $R^{28}$  are taken together to form a ring which is selected from the group consisting of  $-\text{heterocyclyl}$  optionally substituted with 1-10  $R^{40}$  and  $-\text{carbocyclyl}$  optionally substituted with 1-12  $R^{41}$ ;

$R^{30}$  and  $R^{31}$  are independently selected from the group consisting of a single bond, H, halide, unsubstituted  $-(C_{1-9} \text{ alkyl})$ , unsubstituted  $-(C_{2-9} \text{ alkenyl})$ , unsubstituted  $-(C_{2-9} \text{ alkynyl})$ , unsubstituted  $-(C_{1-9} \text{ haloalkyl})$ ,  $-(C_{1-4} \text{ alkylene})_p N(R^{48})_2$ ,  $-(C_{1-4} \text{ alkylene})_p OR^{49}$ ,  $-C(=O)N(R^{48})_2$ ,  $-(C_{1-4} \text{ alkylene})_p \text{heterocyclyl}$  optionally substituted with 1-10  $R^{38}$ , and  $-\text{carbocyclyl}$  optionally substituted with 1-12  $R^{39}$ ; wherein each  $-(C_{1-4} \text{ alkylene})$  is, independently, optionally substituted with one or more substituents as defined anywhere herein;

alternatively,  $R^{30}$  and  $R^{31}$  are taken together to form a ring which is selected from the group consisting of  $-\text{heterocyclyl}$  optionally substituted with 1-10  $R^{40}$  and  $-\text{carbocyclyl}$  optionally substituted with 1-12  $R^{41}$ ;

$R^{32}$  and  $R^{33}$  are independently selected from the group consisting of a single bond, H, halide, unsubstituted  $-(C_{1-9} \text{ alkyl})$ , unsubstituted  $-(C_{2-9} \text{ alkenyl})$ , unsubstituted  $-(C_{2-9} \text{ alkynyl})$ , unsubstituted  $-(C_{1-9} \text{ haloalkyl})$ ,  $-(C_{1-4} \text{ alkylene})_p N(R^{48})_2$ ,  $-(C_{1-4} \text{ alkylene})_p OR^{49}$ ,  $-C(=O)N(R^{48})_2$ ,  $-(C_{1-4} \text{ alkylene})_p \text{heterocyclyl}$  optionally substituted with 1-10  $R^{38}$ , and  $-\text{carbocyclyl}$  optionally substituted with 1-12  $R^{39}$ ; wherein each  $-(C_{1-4} \text{ alkylene})$  is, independently, optionally substituted with one or more substituents as defined anywhere herein;

$R^{34}$  and  $R^{35}$  are independently selected from the group consisting of a single bond, H, halide, unsubstituted  $-(C_{1-9} \text{ alkyl})$ , unsubstituted  $-(C_{2-9} \text{ alkenyl})$ , unsubstituted  $-(C_{2-9} \text{ alkynyl})$ , unsubstituted  $-(C_{1-9} \text{ haloalkyl})$ ,  $-(C_{1-4} \text{ alkylene})_p N(R^{48})_2$ ,  $-(C_{1-4} \text{ alkylene})_p OR^{49}$ ,  $-C(=O)N(R^{48})_2$ ,  $-(C_{1-4} \text{ alkylene})_p \text{heterocyclyl}$  optionally substituted with 1-10  $R^{38}$ , and  $-\text{carbocyclyl}$  optionally substituted with 1-12  $R^{39}$ ; wherein each  $-(C_{1-4} \text{ alkylene})$  is, independently, optionally substituted with one or more substituents as defined anywhere herein;

(C<sub>1-4</sub> alkylene)<sub>p</sub>heterocyclyl optionally substituted with 1-10 R<sup>38</sup>, and -carbocyclyl optionally substituted with 1-12 R<sup>39</sup>; wherein each -(C<sub>1-4</sub> alkylene) is, independently, optionally substituted with one or more substituents as defined anywhere herein;

alternatively, R<sup>34</sup> and R<sup>35</sup> are taken together to form a ring which is selected from the group consisting of -heterocyclyl optionally substituted with 1-10 R<sup>40</sup> and -carbocyclyl optionally substituted with 1-12 R<sup>41</sup>;

each R<sup>36</sup> is independently selected from the group consisting of halide, unsubstituted -(C<sub>1-9</sub> alkyl), unsubstituted -(C<sub>2-9</sub> alkenyl), unsubstituted -(C<sub>2-9</sub> alkynyl), unsubstituted -(C<sub>1-9</sub> haloalkyl), -XR<sup>42</sup>, -C(=O)N(R<sup>47</sup>)<sub>2</sub>, -(C<sub>1-4</sub> alkylene)<sub>p</sub>N(R<sup>50</sup>)<sub>2</sub>, -(C<sub>1-4</sub> alkylene)<sub>p</sub>heterocyclyl optionally substituted with 1-10 R<sup>43</sup>, and -(C<sub>1-4</sub> alkylene)<sub>p</sub>carbocyclyl optionally substituted with 1-12 R<sup>44</sup>; wherein each -(C<sub>1-4</sub> alkylene) is, independently, optionally substituted with one or more substituents as defined anywhere herein;

each R<sup>37</sup> is independently selected from the group consisting of halide, unsubstituted -(C<sub>1-9</sub> alkyl), unsubstituted -(C<sub>2-9</sub> alkenyl), unsubstituted -(C<sub>2-9</sub> alkynyl), unsubstituted -(C<sub>1-9</sub> haloalkyl), -XR<sup>42</sup>, -C(=O)N(R<sup>47</sup>)<sub>2</sub>, -(C<sub>1-4</sub> alkylene)<sub>p</sub>N(R<sup>50</sup>)<sub>2</sub>, -(C<sub>1-4</sub> alkylene)<sub>p</sub>heterocyclyl optionally substituted with 1-10 R<sup>43</sup>, and -(C<sub>1-4</sub> alkylene)<sub>p</sub>carbocyclyl optionally substituted with 1-12 R<sup>44</sup>; wherein each -(C<sub>1-4</sub> alkylene) is, independently, optionally substituted with one or more substituents as defined anywhere herein;

each R<sup>38</sup> is independently selected from the group consisting of halide, unsubstituted -(C<sub>1-5</sub> alkyl), unsubstituted -(C<sub>2-5</sub> alkenyl), unsubstituted -(C<sub>2-5</sub> alkynyl), unsubstituted -(C<sub>1-5</sub> haloalkyl), -CN, and -(C<sub>1-4</sub> alkylene)<sub>p</sub>carbocyclyl optionally substituted with 1-12 R<sup>44</sup>; wherein each -(C<sub>1-4</sub> alkylene) is, independently, optionally substituted with one or more substituents as defined anywhere herein;

each R<sup>39</sup> is independently selected from the group consisting of halide, unsubstituted -(C<sub>1-5</sub> alkyl), unsubstituted -(C<sub>2-5</sub> alkenyl), unsubstituted -(C<sub>2-5</sub> alkynyl), unsubstituted -(C<sub>1-5</sub> haloalkyl), -CN, and -(C<sub>1-4</sub> alkylene)<sub>p</sub>carbocyclyl optionally substituted with 1-12 R<sup>44</sup>; wherein each -(C<sub>1-4</sub> alkylene) is, independently, optionally substituted with one or more substituents as defined anywhere herein;

each R<sup>40</sup> is independently selected from the group consisting of halide, unsubstituted -(C<sub>1-5</sub> alkyl), unsubstituted -(C<sub>2-5</sub> alkenyl), unsubstituted -(C<sub>2-5</sub> alkynyl), unsubstituted -(C<sub>1-5</sub> haloalkyl), -CN, and -(C<sub>1-4</sub> alkylene)<sub>p</sub>carbocyclyl optionally substituted with 1-12 R<sup>44</sup>; wherein each -(C<sub>1-4</sub> alkylene) is, independently, optionally substituted with one or more substituents as defined anywhere herein;

each  $R^{41}$  is independently selected from the group consisting of halide, unsubstituted  $-(C_{1-5} \text{ alkyl})$ , unsubstituted  $-(C_{2-5} \text{ alkenyl})$ , unsubstituted  $-(C_{2-5} \text{ alkynyl})$ , unsubstituted  $-(C_{1-5} \text{ haloalkyl})$ , and  $-\text{CN}$ ;

each  $R^{42}$  is independently selected from the group consisting of H, unsubstituted  $-(C_{1-5} \text{ alkyl})$ , unsubstituted  $-(C_{2-5} \text{ alkenyl})$ , unsubstituted  $-(C_{2-5} \text{ alkynyl})$ , unsubstituted  $-(C_{1-5} \text{ haloalkyl})$ ,  $-(C_{1-4} \text{ alkylene})N(R^{48})_2$ ,  $-(C_{1-4} \text{ alkylene})_p\text{aryl}$  optionally substituted with 1-10  $R^{46}$ ,  $-(C_{1-4} \text{ alkylene})_p\text{heterocyclyl}$  optionally substituted with 1-12  $R^{43}$ , and  $-(C_{1-4} \text{ alkylene})_p\text{carbocyclyl}$  optionally substituted with 1-12  $R^{44}$ ; wherein each  $-(C_{1-4} \text{ alkylene})$  is, independently, optionally substituted with one or more substituents as defined anywhere herein;

each  $R^{43}$  is independently selected from the group consisting of halide, unsubstituted  $-(C_{1-5} \text{ alkyl})$ , unsubstituted  $-(C_{2-5} \text{ alkenyl})$ , unsubstituted  $-(C_{2-5} \text{ alkynyl})$ , unsubstituted  $-(C_{1-5} \text{ haloalkyl})$ ,  $-\text{CN}$ ,  $-\text{OH}$ ,  $-\text{C}(=\text{O})R^{51}$ ,  $-\text{N}(R^{50})_2$ , and  $-(C_{1-4} \text{ alkylene})_p\text{carbocyclyl}$  optionally substituted with 1-12  $R^{44}$ ; wherein each  $-(C_{1-4} \text{ alkylene})$  is, independently, optionally substituted with one or more substituents as defined anywhere herein;

each  $R^{44}$  is selected from the group consisting of halide, unsubstituted  $-(C_{1-5} \text{ alkyl})$ , unsubstituted  $-(C_{2-5} \text{ alkenyl})$ , unsubstituted  $-(C_{2-5} \text{ alkynyl})$ , unsubstituted  $-(C_{1-5} \text{ haloalkyl})$ , and  $-\text{CN}$ ;

each  $R^{46}$  is independently selected from the group consisting of halide, unsubstituted  $-(C_{1-5} \text{ alkyl})$ , unsubstituted  $-(C_{2-5} \text{ alkenyl})$ , unsubstituted  $-(C_{2-5} \text{ alkynyl})$ , unsubstituted  $-(C_{1-5} \text{ haloalkyl})$ , and  $-\text{CN}$ ;

each  $R^{47}$  is independently selected from the group consisting of H, unsubstituted  $-(C_{1-5} \text{ alkyl})$ , unsubstituted  $-(C_{2-5} \text{ alkenyl})$ , unsubstituted  $-(C_{2-5} \text{ alkynyl})$ , and unsubstituted  $-(C_{1-5} \text{ haloalkyl})$ ;

each  $R^{48}$  is independently selected from the group consisting of H, unsubstituted  $-(C_{1-5} \text{ alkyl})$ , unsubstituted  $-(C_{2-5} \text{ alkenyl})$ , unsubstituted  $-(C_{2-5} \text{ alkynyl})$ , and unsubstituted  $-(C_{1-5} \text{ haloalkyl})$ ;

each  $R^{49}$  is independently selected from the group consisting of H, unsubstituted  $-(C_{1-5} \text{ alkyl})$ , unsubstituted  $-(C_{2-5} \text{ alkenyl})$ , unsubstituted  $-(C_{2-5} \text{ alkynyl})$ , and unsubstituted  $-(C_{1-5} \text{ haloalkyl})$ ;

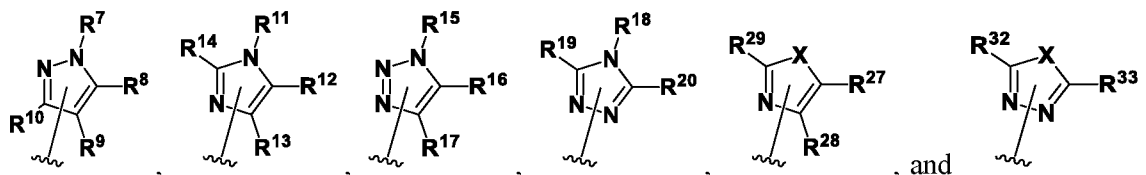
each  $R^{50}$  is independently selected from the group consisting of H, unsubstituted  $-(C_{1-5} \text{ alkyl})$ , unsubstituted  $-(C_{2-5} \text{ alkenyl})$ , unsubstituted  $-(C_{2-5} \text{ alkynyl})$ , unsubstituted  $-(C_{1-5} \text{ haloalkyl})$ , and  $-(C_{1-4} \text{ alkylene})N(R^{48})_2$ ; wherein  $-(C_{1-4} \text{ alkylene})$  is optionally substituted with one or more substituents as defined anywhere herein;

each  $R^{51}$  is a heteroaryl optionally substituted with 1-6  $R^{52}$ ;

each  $R^{52}$  is a -heterocyclyl optionally substituted with 1-10  $R^{46}$ ;  
 each X is selected from the group consisting of O, S, and  $NR^{48}$ ;  
 each Y is selected from the group consisting of O and S; and  
 each p is independently 0 or 1.

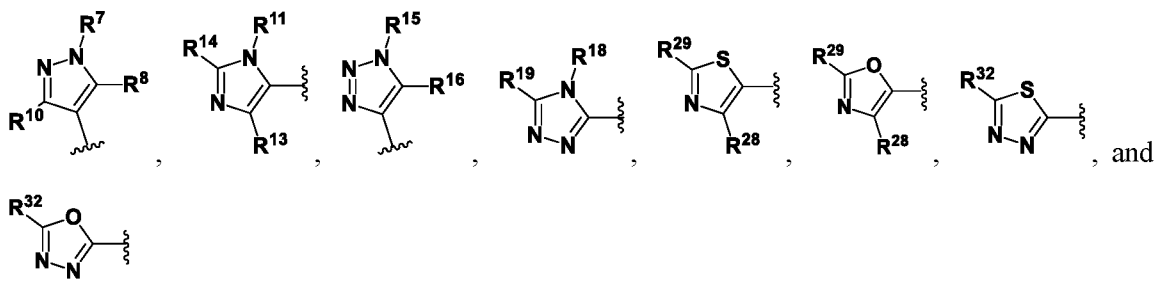
12. The compound of claim 11, wherein  $R^1$ ,  $R^2$ ,  $R^4$ , and  $R^5$  are H.

13. The compound according to any one of claims 11-12, wherein  $R^3$  is selected from the group consisting of:

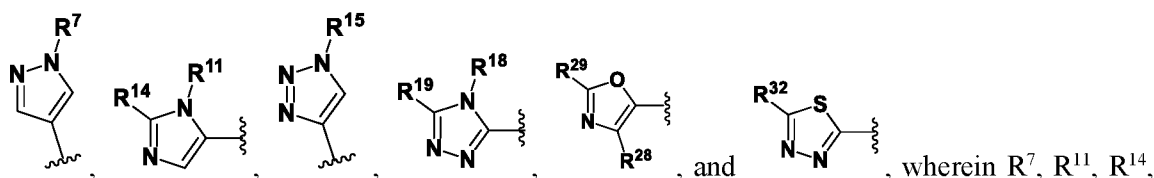


and X is O or S.

14. The compound according to any one of claims 11-13, wherein  $R^3$  is selected from the group consisting of:



15. The compound according to any one of claims 11-14, wherein  $R^3$  is selected from the group consisting of:



wherein  $R^7$ ,  $R^{11}$ ,  $R^{14}$ ,  $R^{15}$ ,  $R^{18}$ , and  $R^{19}$  are independently selected from the group consisting of H and  $-(C_{1-3} \text{ alkyl})$ .

16. The compound according to any one of claims 1-15, wherein  $R^6$  is -aryl substituted with 1-5  $R^{36}$ .

17. The compound according to any one of claims 1-16, wherein  $R^6$  is -phenyl substituted with 1-5  $R^{36}$ .

18. The compound according to any one of claims 1-17, wherein  $R^6$  is -phenyl substituted with one  $R^{36}$ .

19. The compound according to any one of claims 1-18, wherein  $R^{36}$  is selected from the group consisting of halide, -heterocyclyl optionally substituted with 1-2  $R^{43}$ ,  $-CH_2$ heterocyclyl optionally substituted with 1-2  $R^{43}$ , -Oheterocyclyl optionally substituted with 1-2  $R^{43}$ , -NHheterocyclyl optionally substituted with 1-2  $R^{43}$ ,  $-O(C_{1-4}$  alkyl), and  $-O(C_{1-4}$  haloalkyl).

20. The compound according to any one of claims 1-15, wherein  $R^6$  is a 6-membered heteroaryl optionally substituted with 1-6  $R^{37}$ .

21. The compound according to any one of claims 1-15 and 20, wherein  $R^6$  is -pyridinyl optionally substituted with 1-6  $R^{37}$ .

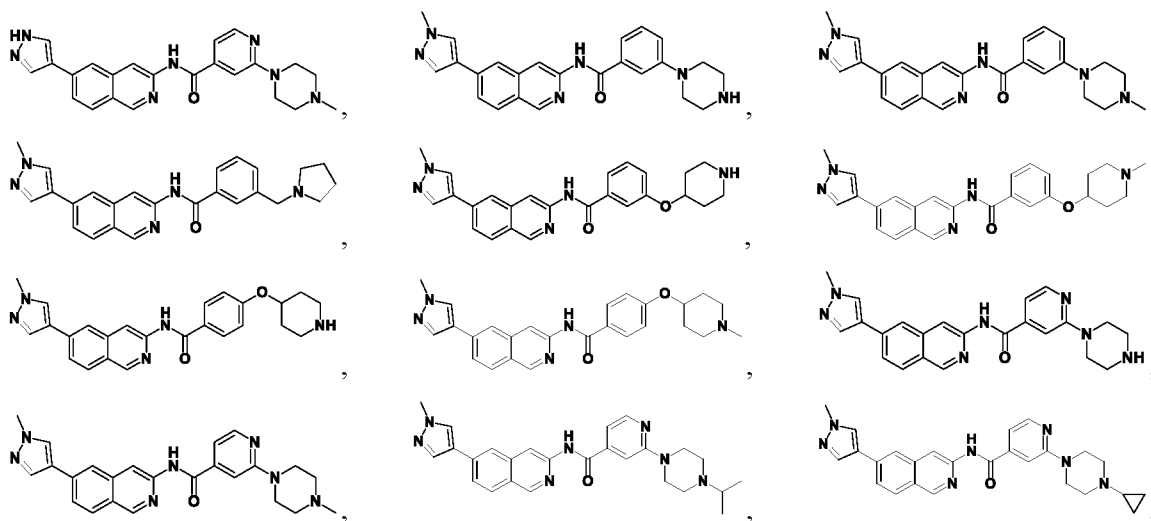
22. The compound according to any one of claims 1-15 and 20-21, wherein  $R^6$  is -pyridin-3-yl optionally substituted with one  $R^{37}$ .

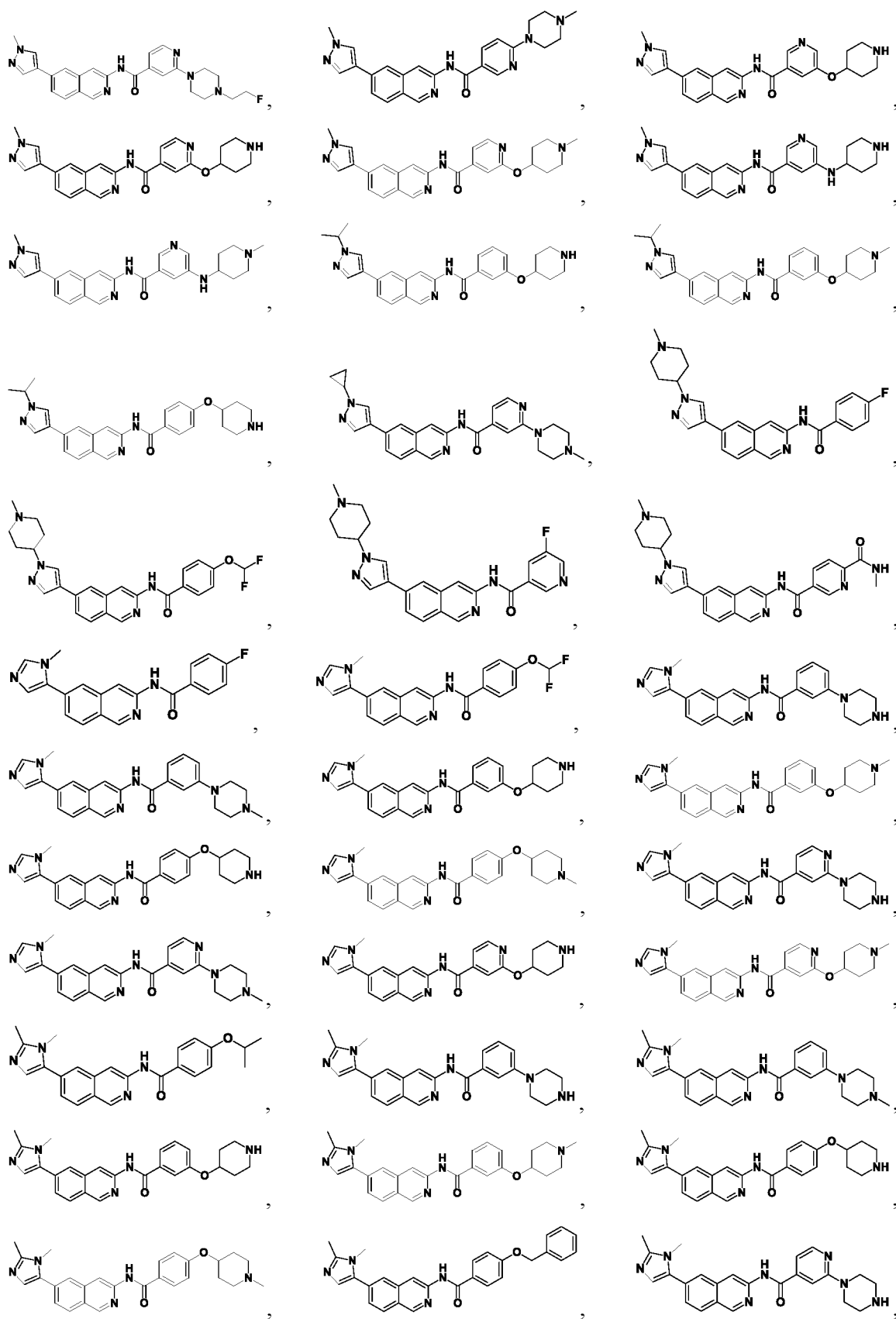
23. The compound according to any one of claims 1-15 and 20-21, wherein  $R^6$  is -pyridin-4-yl optionally substituted with one  $R^{37}$ .

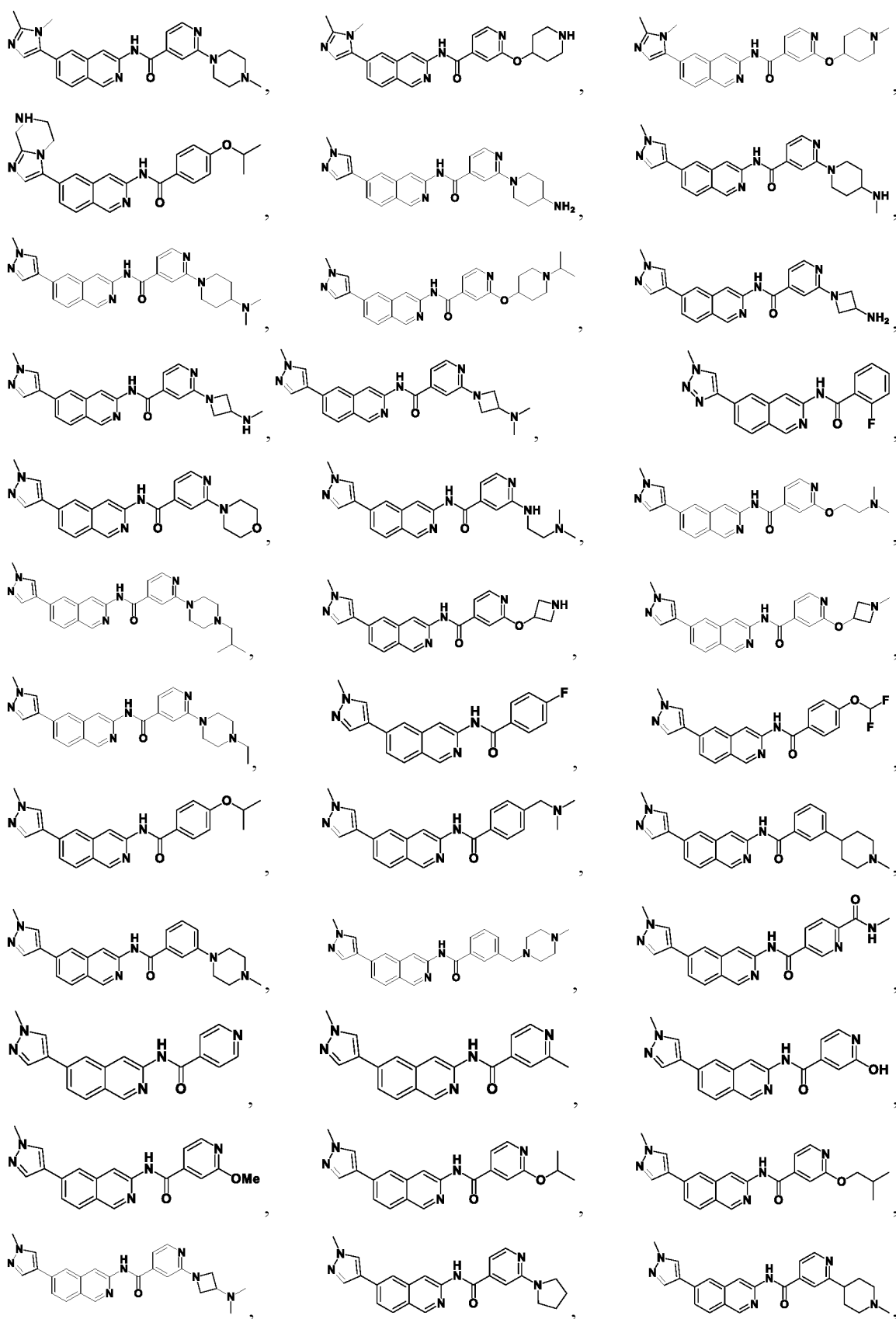
24. The compound according to any one of claims 1-15 and 20-23, wherein  $R^{37}$  is selected from the group consisting of halide,  $-(C_{1-3}$  alkyl), -heterocyclyl optionally substituted with 1-2  $R^{43}$ ,  $-CH_2$ heterocyclyl optionally substituted with 1-2  $R^{43}$ , -Oheterocyclyl optionally substituted with 1-2  $R^{43}$ , -NHheterocyclyl optionally substituted with 1-2  $R^{43}$ ,  $-O(C_{1-4}$  alkyl), and  $-O(C_{1-4}$  haloalkyl).

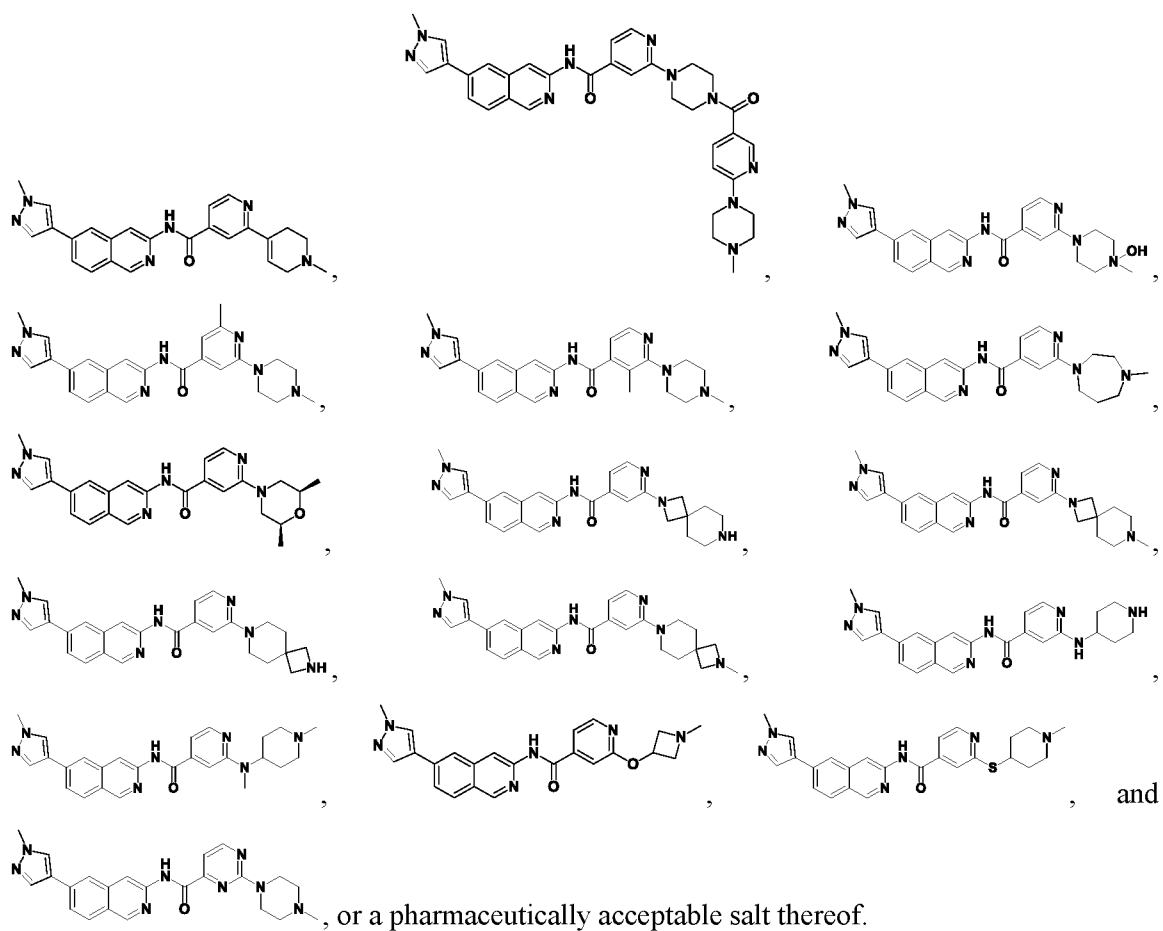
25. The compound according to any one of claims 1-24, wherein  $R^{43}$  is selected from the group consisting of unsubstituted  $-(C_{1-3}$  alkyl), unsubstituted  $-(C_{1-3}$  haloalkyl), and -carbocyclyl optionally substituted with 1-12  $R^{44}$ .

26. The compound of claim 1, wherein the compound of Formula I is selected from the group consisting of:

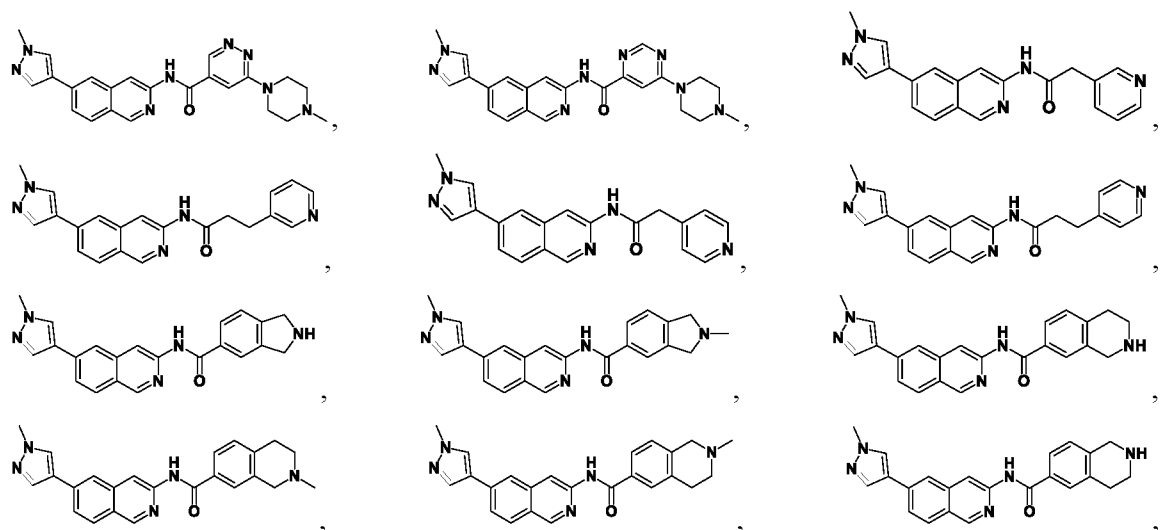




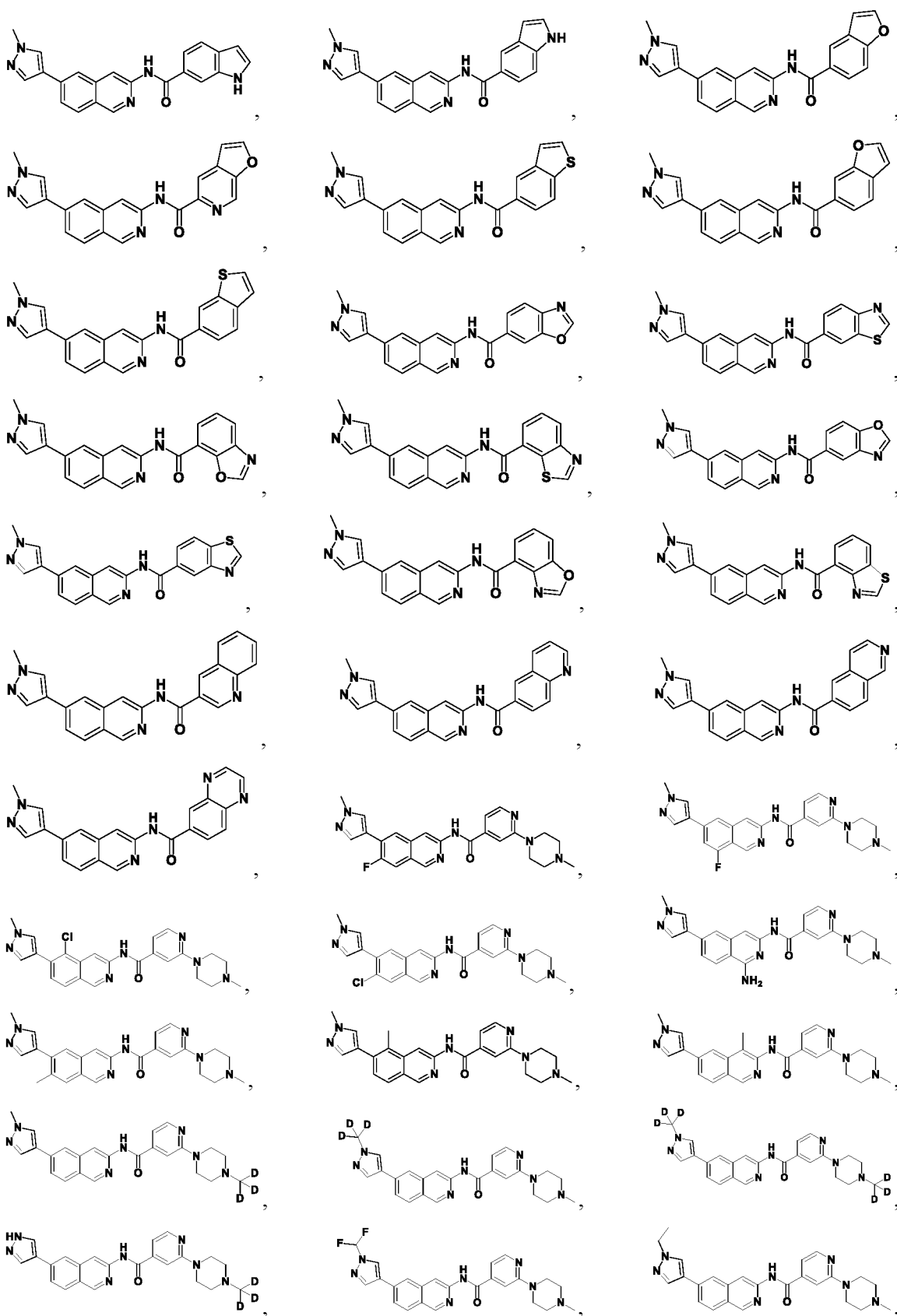


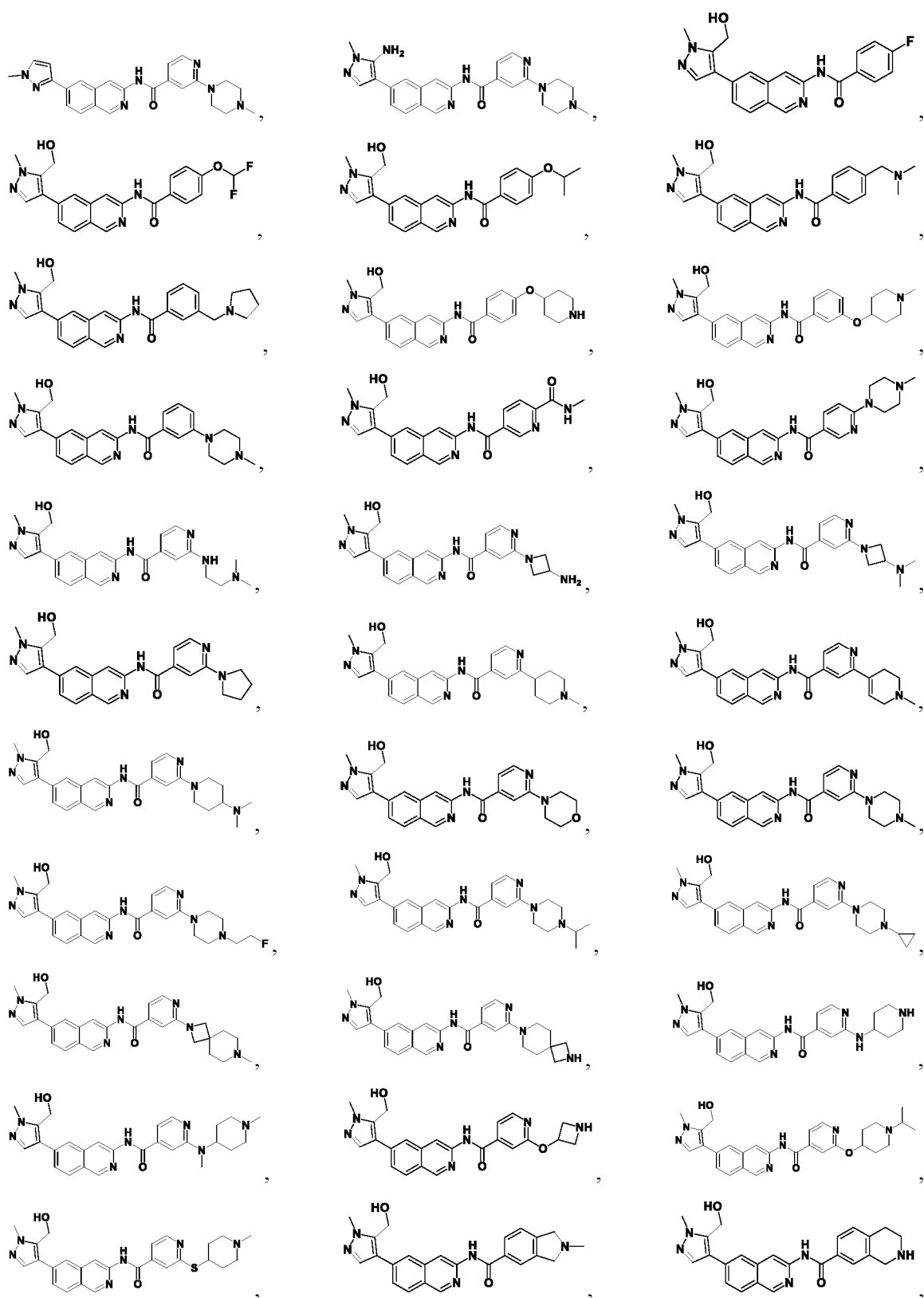


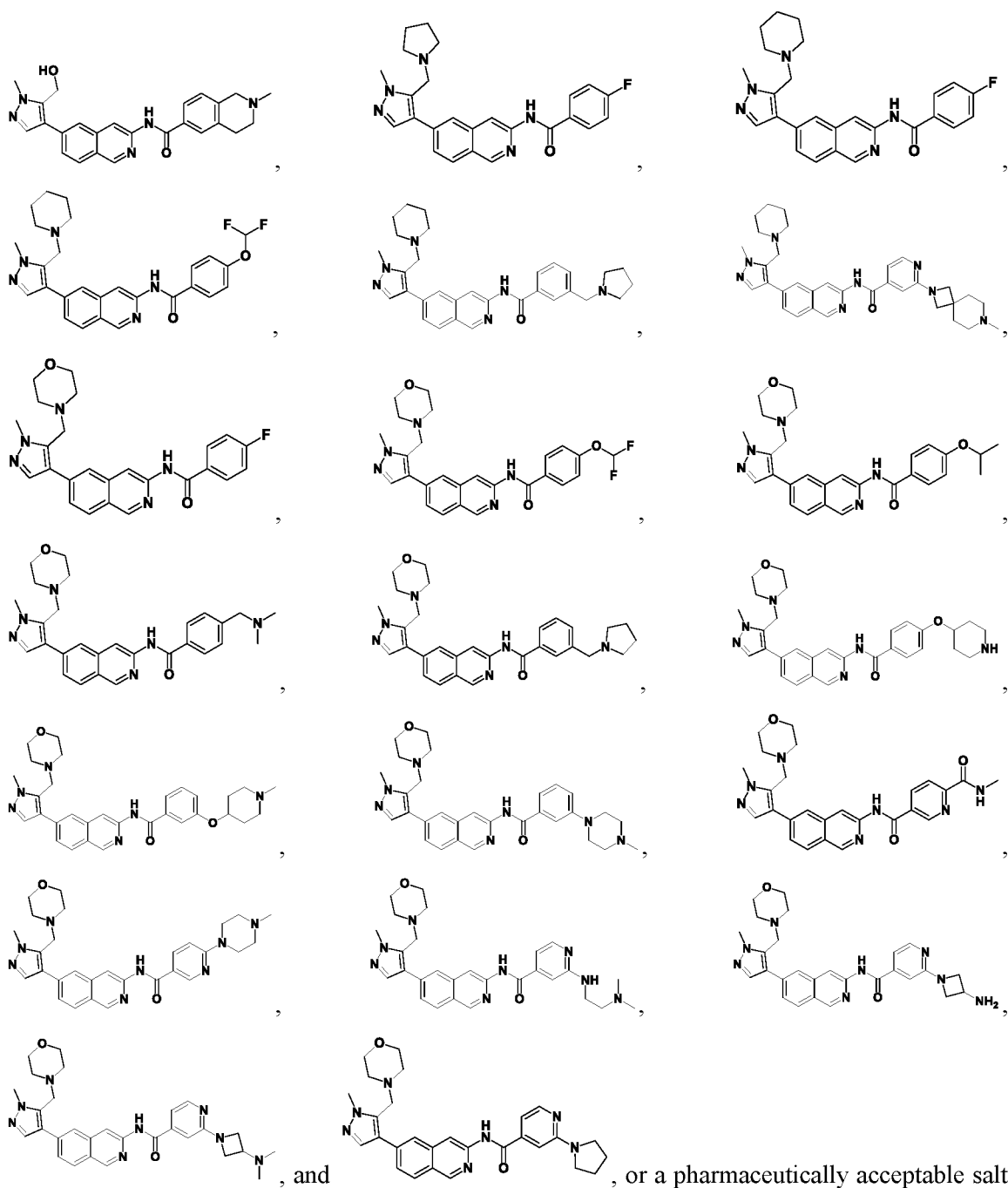
27. The compound of claim 1, wherein the compound of Formula I is selected from the group consisting of:





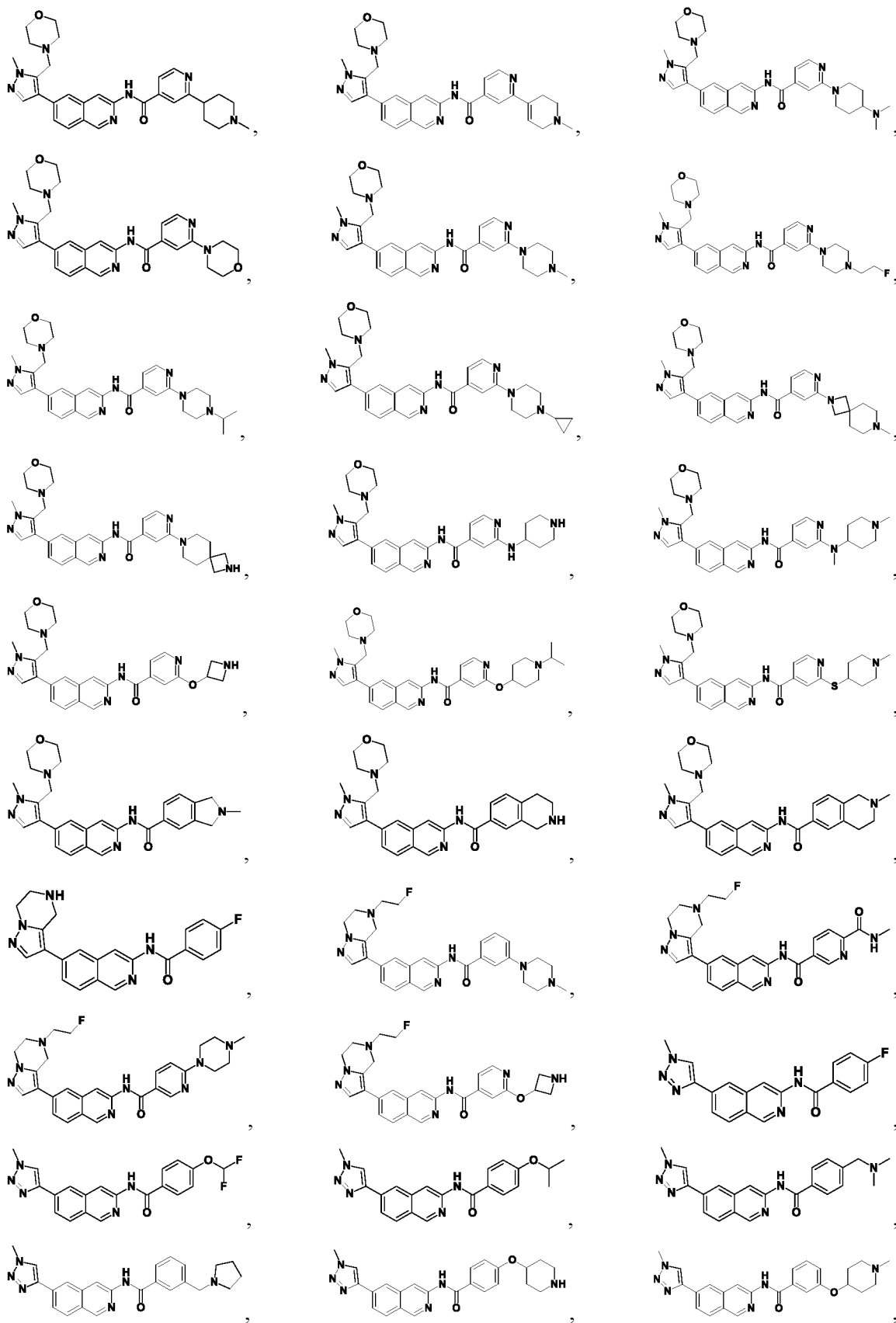


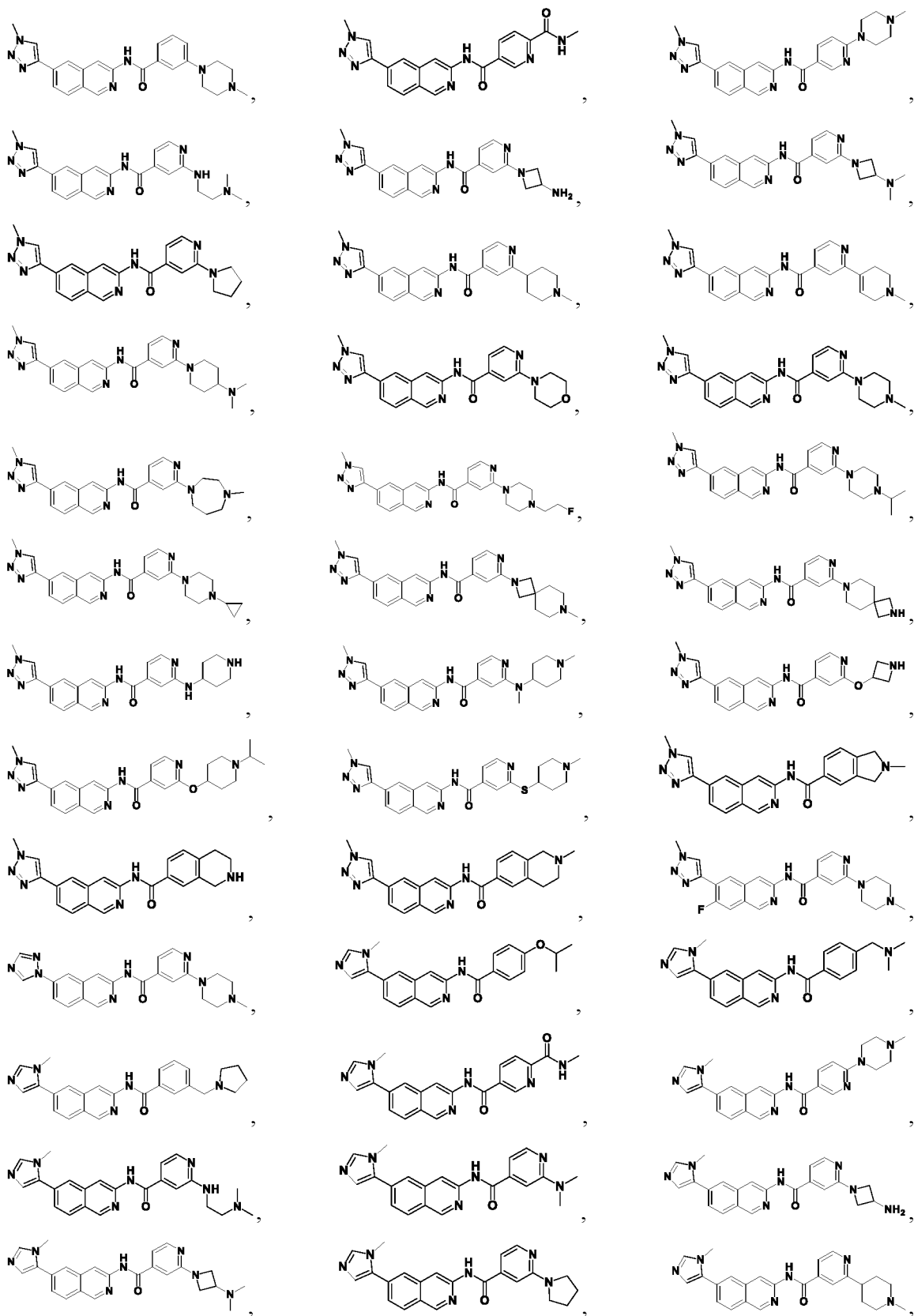


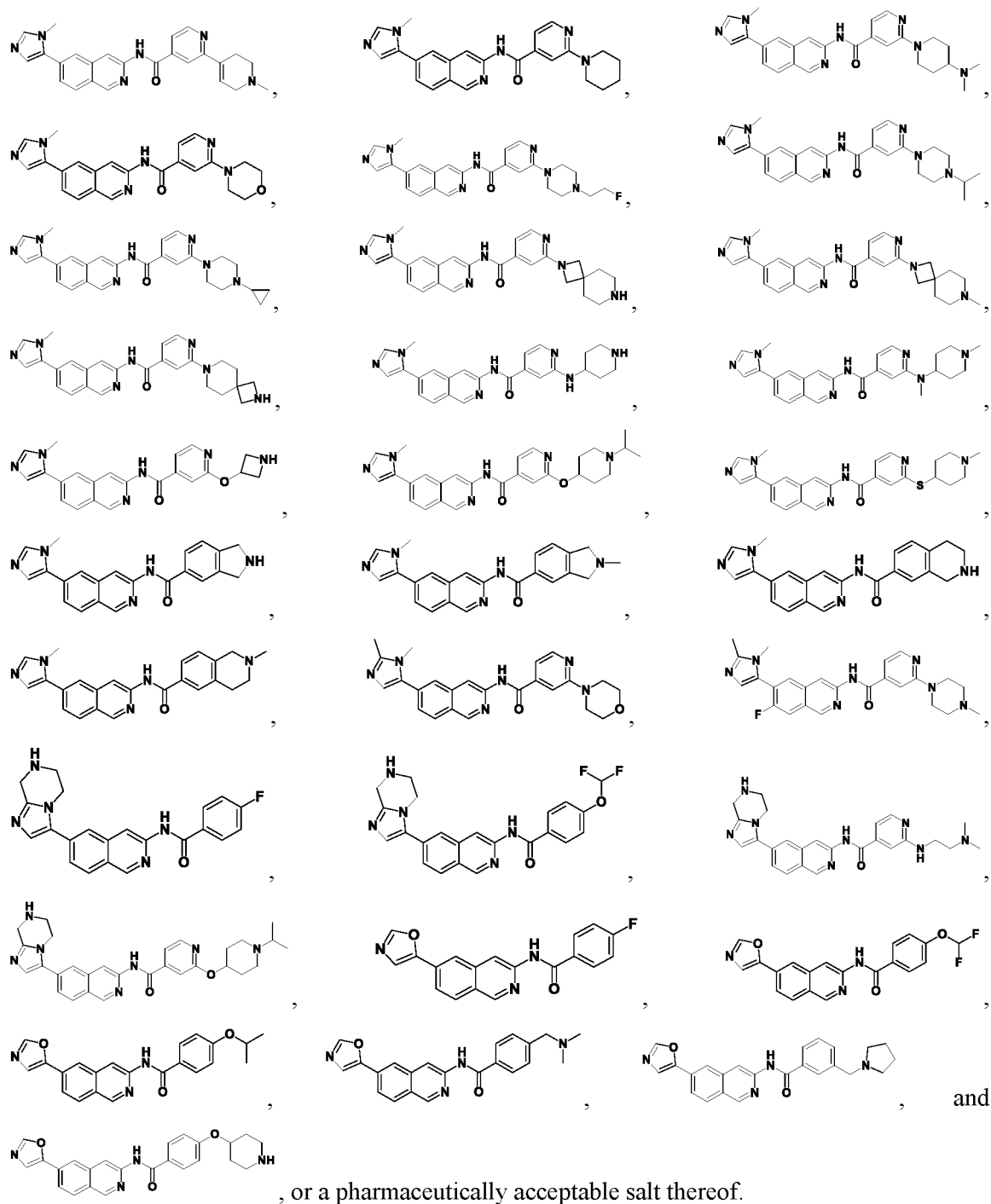


thereof.

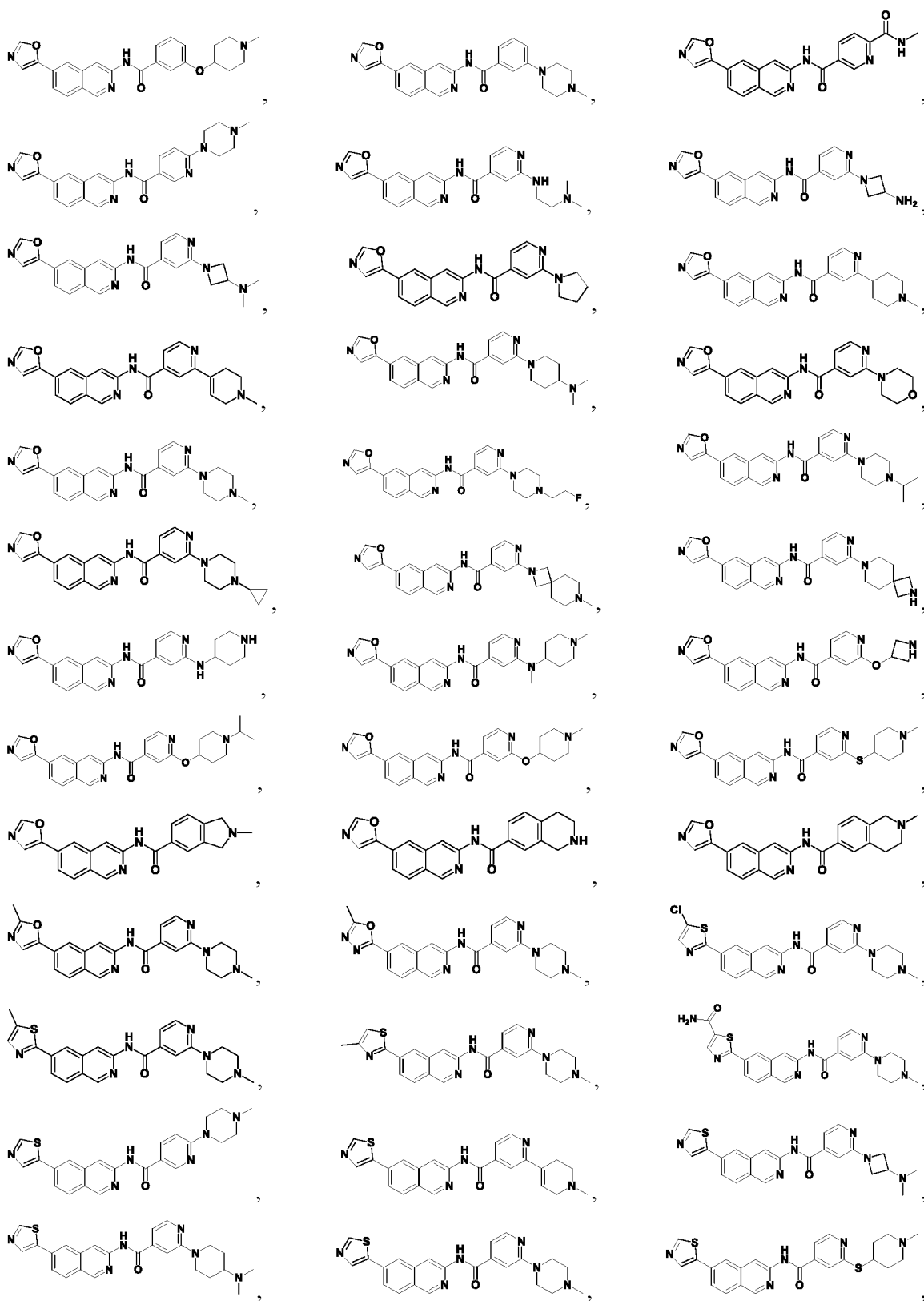
**28.** The compound of claim 1, wherein the compound of Formula I is selected from the group consisting of:

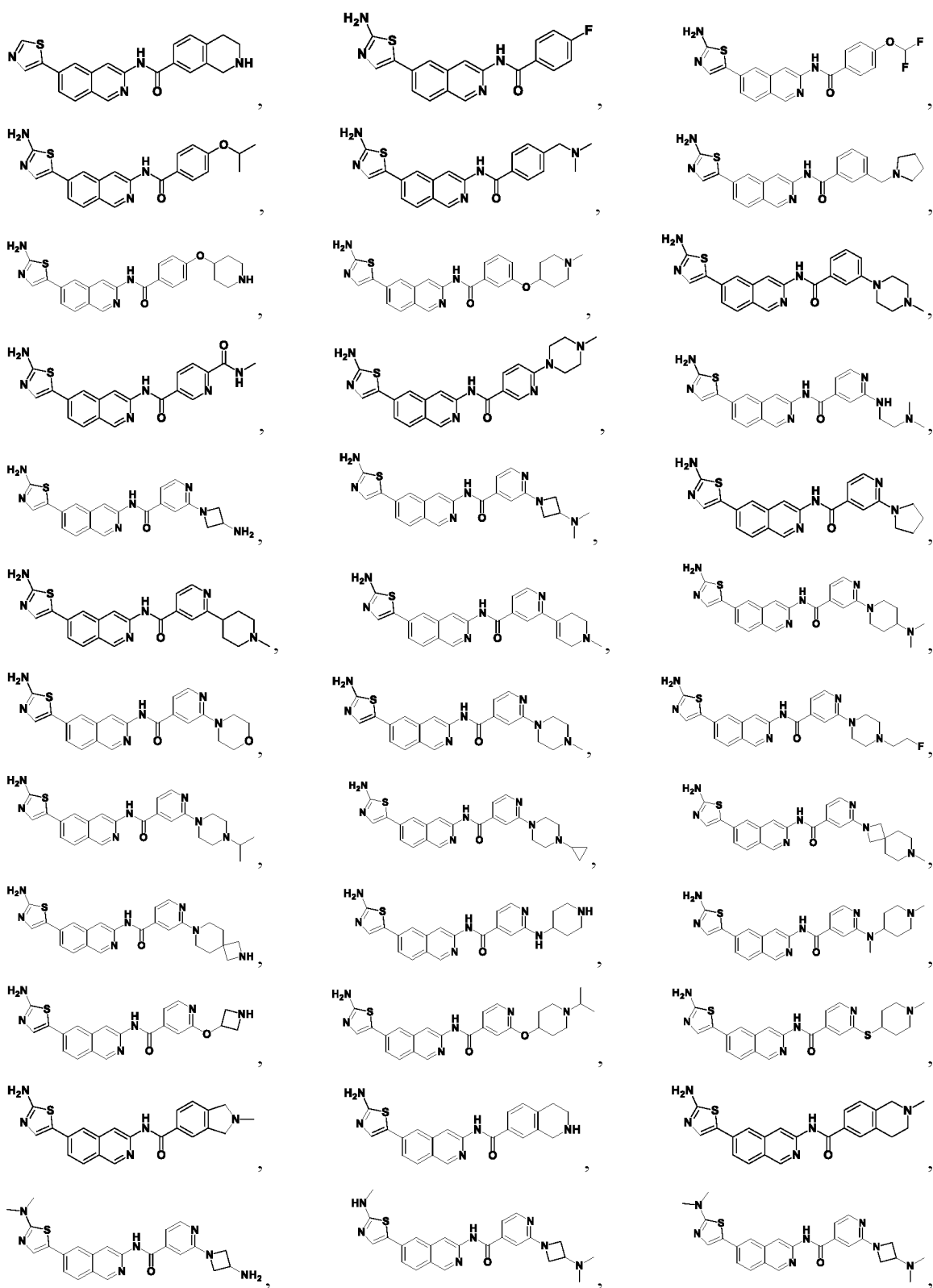




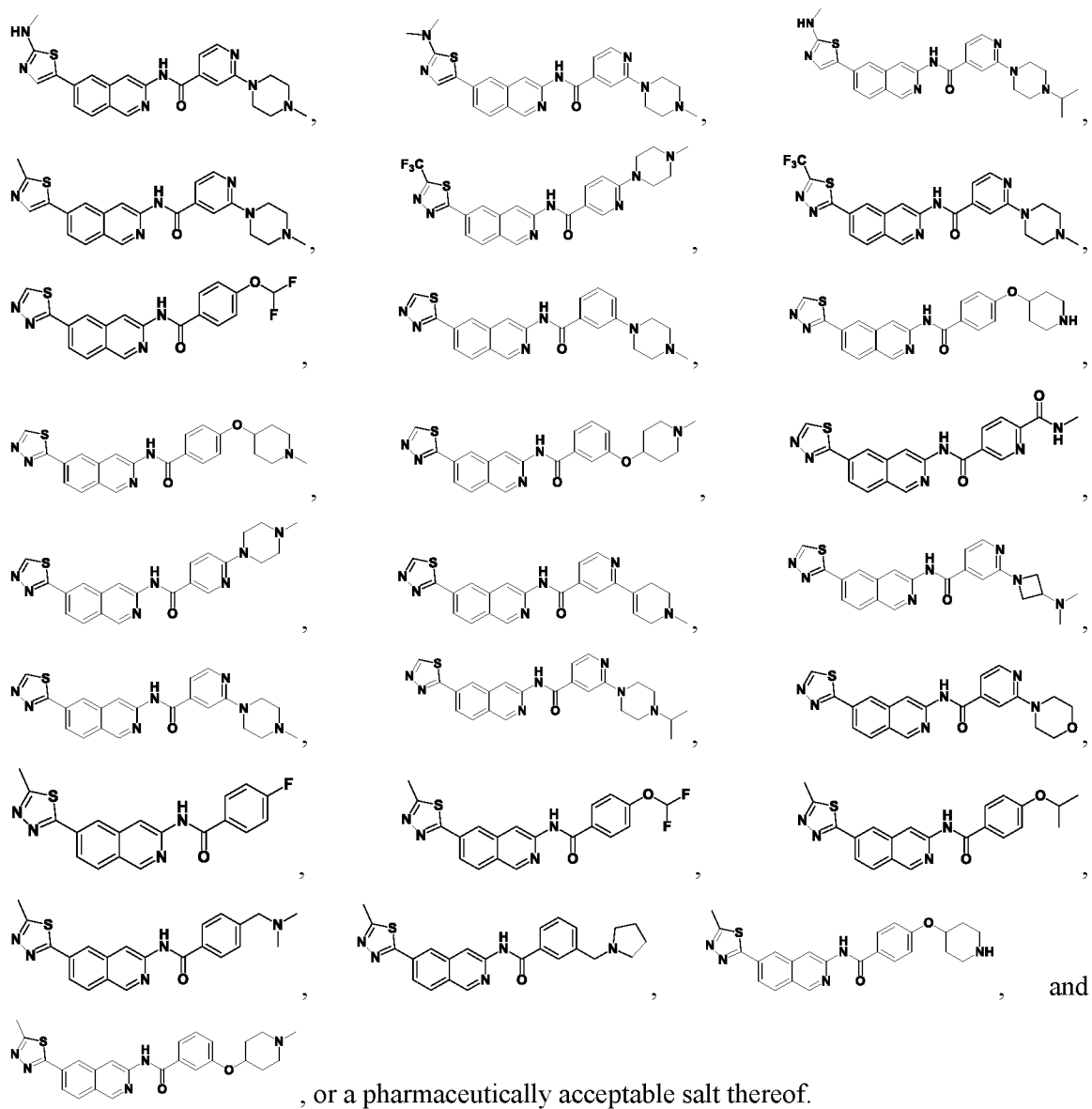


29. The compound of claim 1, wherein the compound of Formula I is selected from the group consisting of:

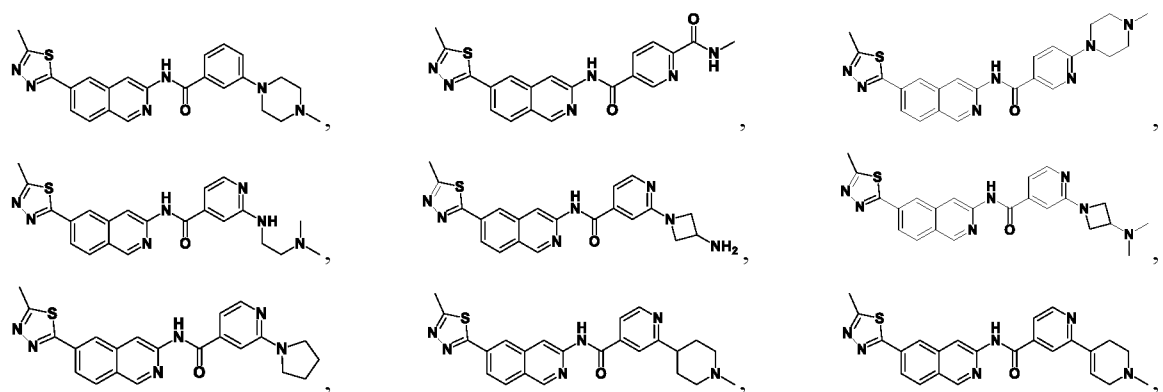





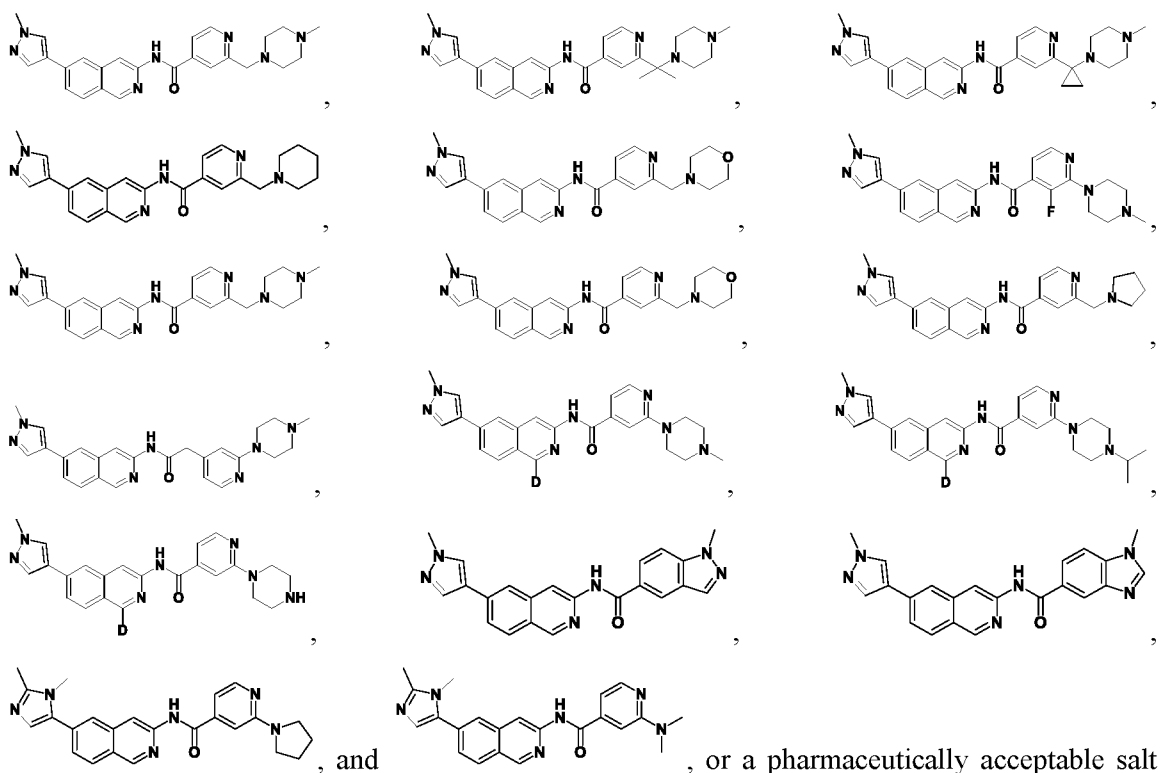




**30.** The compound of claim 1, wherein the compound of Formula I is selected from the group consisting of:







thereof.

**31.** A pharmaceutical composition comprising a therapeutically effective amount of a compound according to any one of claims 1-30, or a pharmaceutically acceptable salt thereof, and a pharmaceutically acceptable excipient.

**32.** A method of treating a disorder or disease in a patient, wherein the disorder or disease is selected from the group consisting of: cancer, pulmonary fibrosis, idiopathic pulmonary fibrosis (IPF), degenerative disc disease, bone/osteoporotic fractures, a bone or cartilage disease, osteoarthritis, lung disease, a fibrotic disorder, the method comprising administering to the patient a therapeutically effective amount of a compound according to any one of claims 1-30, or a pharmaceutically acceptable salt, or a pharmaceutical composition according to claim 31 thereof.

**33.** A method of claim 32, wherein the disorder or disease is cancer.

**34.** A method of claim 32, wherein the disorder or disease is pulmonary fibrosis.

**35.** A method of claim 32, wherein the disorder or disease is idiopathic pulmonary fibrosis (IPF).

**36.** The method of claim 32, wherein the disorder or disease is lung disease.

**37.** A method of claim 32, wherein the disorder or disease is degenerative disc disease.

**38.** A method of claim 32, wherein the disorder or disease is a bone/osteoporotic fracture.

**39.** A method of claim 32, wherein the disorder or disease is a bone or cartilage disease.

**40.** A method of claim 32, wherein the disorder or disease is osteoarthritis.

**41.** The method according to any one of claims 32-33, wherein the cancer is selected from the group consisting of: hepatocellular carcinoma, colon cancer, breast cancer, pancreatic cancer, chronic myeloid leukemia (CML), chronic myelomonocytic leukemia, chronic lymphocytic leukemia (CLL), acute myeloid leukemia, acute lymphocytic leukemia, Hodgkin lymphoma, lymphoma, sarcoma, and ovarian cancer.

**42.** The method according to any one of claims 32-33, wherein the cancer is selected from the group consisting of: lung cancer - non-small cell, lung cancer - small cell, multiple myeloma, nasopharyngeal cancer, neuroblastoma, osteosarcoma, penile cancer, pituitary tumors, prostate cancer, retinoblastoma, rhabdomyosarcoma, salivary gland cancer, skin cancer - basal and squamous cell, skin cancer - melanoma, small intestine cancer, stomach cancers, testicular cancer, thymus cancer, thyroid cancer, uterine sarcoma, vaginal cancer, vulvar cancer, laryngeal or hypopharyngeal cancer, kidney cancer, Kaposi sarcoma, gestational trophoblastic disease, gastrointestinal stromal tumor, gastrointestinal carcinoid tumor, gallbladder cancer, eye cancer (melanoma and lymphoma), Ewing tumor, esophagus cancer, endometrial cancer, colorectal cancer, cervical cancer, brain or spinal cord tumor, bone metastasis, bone cancer, bladder cancer, bile duct cancer, anal cancer, and adrenal cortical cancer.

**43.** The method of claim 32, wherein the disorder or disease is a fibrotic disorder, wherein the fibrotic disorder is selected from the group consisting of: skin fibrosis; scleroderma; progressive systemic fibrosis; lung fibrosis; muscle fibrosis; kidney fibrosis; glomerulosclerosis; glomerulonephritis; hypertrophic scar formation; uterine fibrosis; renal fibrosis; cirrhosis of the liver, liver fibrosis; adhesions; chronic obstructive pulmonary disease; fibrosis following myocardial infarction; pulmonary fibrosis; fibrosis and scarring associated with diffuse/interstitial lung disease; central nervous system fibrosis; fibrosis associated with proliferative vitreoretinopathy (PVR); restenosis; endometriosis; ischemic disease, and radiation fibrosis.

**44.** The method according to any one of claims 32-43, wherein the patient is a human.

**45.** The method according to any one of claims 32-44, wherein the compound inhibits one or more proteins in the Wnt pathway.

**46.** The method according to any one of claims 32-45, wherein the compound inhibits signaling induced by one or more Wnt proteins.

**47.** The method according to any one of claims 32-46, wherein the Wnt proteins are selected from the group consisting of: WNT1, WNT2, WNT2B, WNT3, WNT3A, WNT4, WNT5A, WNT5B, WNT6, WNT7A, WNT7B, WNT8A, WNT8B, WNT9A, WNT9B, WNT10A, WNT10B, WNT11, and WNT16.

**48.** The method according to any one of claims 32-47, wherein the compound inhibits a kinase activity.

**49.** A method of preventing or reducing angiogenesis in a patient, the method comprising administering to the patient a therapeutically effective amount of a compound according to any one of claims 1-30, or a pharmaceutically acceptable salt, or a pharmaceutical composition according to claim 31 thereof.

## INTERNATIONAL SEARCH REPORT

International application No.

PCT/US 17/29805

A. CLASSIFICATION OF SUBJECT MATTER  
 IPC(8) - A61K 31/4725; C07D 217/00 (2017.01)  
 CPC - C07D217/00; C07D 213/60; C07D401/12

According to International Patent Classification (IPC) or to both national classification and IPC

## B. FIELDS SEARCHED

Minimum documentation searched (classification system followed by classification symbols)

See Search History Document

Documentation searched other than minimum documentation to the extent that such documents are included in the fields searched

See Search History Document

Electronic data base consulted during the international search (name of data base and, where practicable, search terms used)

See Search History Document

## C. DOCUMENTS CONSIDERED TO BE RELEVANT

Category*	Citation of document, with indication, where appropriate, of the relevant passages	Relevant to claim No.
Y	US 2012/0035194 A1 (HUANG et al.) 09 February 2012 (09.02.2012) para [0002]; [0015];[0030];[0034];[0039];[0067];pg 31, Table, Compound 17	1-3; 6; 8; 11-13 ; 26-30
Y	US 2014/0088076 A1 (LYSSIKATOS et al.) 27 March 2014 (27.03.2014) para [0052];[0065];[0071];[0075]; [0091];pg 191, Table 3, First Compound;pg 195, Table 3, second compound	1-3; 6; 8; 11-13 ; 26-30
A	US 6,093,730 A (WEIDMANN et al.) 25 July 2000 (25.07.2000) Entire Document	1-3; 6; 8; 11-13 ; 26-30
A	US 2007/0142428 A1 (SEILER ) 21 June 2007 (21.06.2007) Entire Document	1-3; 6; 8; 11-13 ; 26-30

☐ Further documents are listed in the continuation of Box C.

☐ See patent family annex.

\* Special categories of cited documents:

"A" document defining the general state of the art which is not considered to be of particular relevance

"E" earlier application or patent but published on or after the international filing date

"L" document which may throw doubts on priority claim(s) or which is cited to establish the publication date of another citation or other special reason (as specified)

"O" document referring to an oral disclosure, use, exhibition or other means

"P" document published prior to the international filing date but later than the priority date claimed

"T" later document published after the international filing date or priority date and not in conflict with the application but cited to understand the principle or theory underlying the invention

"X" document of particular relevance; the claimed invention cannot be considered novel or cannot be considered to involve an inventive step when the document is taken alone

"Y" document of particular relevance; the claimed invention cannot be considered to involve an inventive step when the document is combined with one or more other such documents, such combination being obvious to a person skilled in the art

"&" document member of the same patent family

Date of the actual completion of the international search

03 July 2017

Date of mailing of the international search report

31 JUL 2017

Name and mailing address of the ISA/US

Mail Stop PCT, Attn: ISA/US, Commissioner for Patents  
 P.O. Box 1450, Alexandria, Virginia 22313-1450  
 Facsimile No. 571-273-8300

Authorized officer:

Lee W. Young

PCT Helpdesk: 571-272-4300  
 PCT OSP: 571-272-7774

# INTERNATIONAL SEARCH REPORT

International application No.

PCT/US 17/29805

## Box No. II Observations where certain claims were found unsearchable (Continuation of item 2 of first sheet)

This international search report has not been established in respect of certain claims under Article 17(2)(a) for the following reasons:

1. ☐ Claims Nos.:  
because they relate to subject matter not required to be searched by this Authority, namely:
2. ☐ Claims Nos.:  
because they relate to parts of the international application that do not comply with the prescribed requirements to such an extent that no meaningful international search can be carried out, specifically:
3. ☒ Claims Nos.: 4-5, 7, 9-10, 14-25 and 31-49  
because they are dependent claims and are not drafted in accordance with the second and third sentences of Rule 6.4(a).

## Box No. III Observations where unity of invention is lacking (Continuation of item 3 of first sheet)

This International Searching Authority found multiple inventions in this international application, as follows:

1. ☐ As all required additional search fees were timely paid by the applicant, this international search report covers all searchable claims.
2. ☐ As all searchable claims could be searched without effort justifying additional fees, this Authority did not invite payment of additional fees.
3. ☐ As only some of the required additional search fees were timely paid by the applicant, this international search report covers only those claims for which fees were paid, specifically claims Nos.:
4. ☐ No required additional search fees were timely paid by the applicant. Consequently, this international search report is restricted to the invention first mentioned in the claims; it is covered by claims Nos.:

### Remark on Protest

- ☐ The additional search fees were accompanied by the applicant's protest and, where applicable, the payment of a protest fee.
- ☐ The additional search fees were accompanied by the applicant's protest but the applicable protest fee was not paid within the time limit specified in the invitation.
- ☐ No protest accompanied the payment of additional search fees.