



(86) Date de dépôt PCT/PCT Filing Date: 2010/11/22  
 (87) Date publication PCT/PCT Publication Date: 2011/05/26  
 (85) Entrée phase nationale/National Entry: 2012/05/08  
 (86) N° demande PCT/PCT Application No.: FI 2010/050946  
 (87) N° publication PCT/PCT Publication No.: 2011/061408  
 (30) Priorité/Priority: 2009/11/23 (FI20090441)

(51) Cl.Int./Int.Cl. *C22B 3/46* (2006.01),  
*C01G 9/06* (2006.01), *C22B 19/20* (2006.01)  
 (71) Demandeur/Applicant:  
OUTOTEC OYJ, FI  
 (72) Inventeurs/Inventors:  
RUONALA, MIKKO, FI;  
SVENS, KURT, FI;  
ARPALAHTI, ANTTI, FI;  
LEPISTO, KAROLIINA, FI  
 (74) Agent: NORTON ROSE CANADA  
S.E.N.C.R.L./S.R.L./LLP

(54) Titre : PROCÉDE POUR ELIMINER DU CHLORURE D'UNE SOLUTION DE SULFATE DE ZINC  
 (54) Title: METHOD FOR THE REMOVAL OF CHLORIDE FROM ZINC SULPHATE SOLUTION

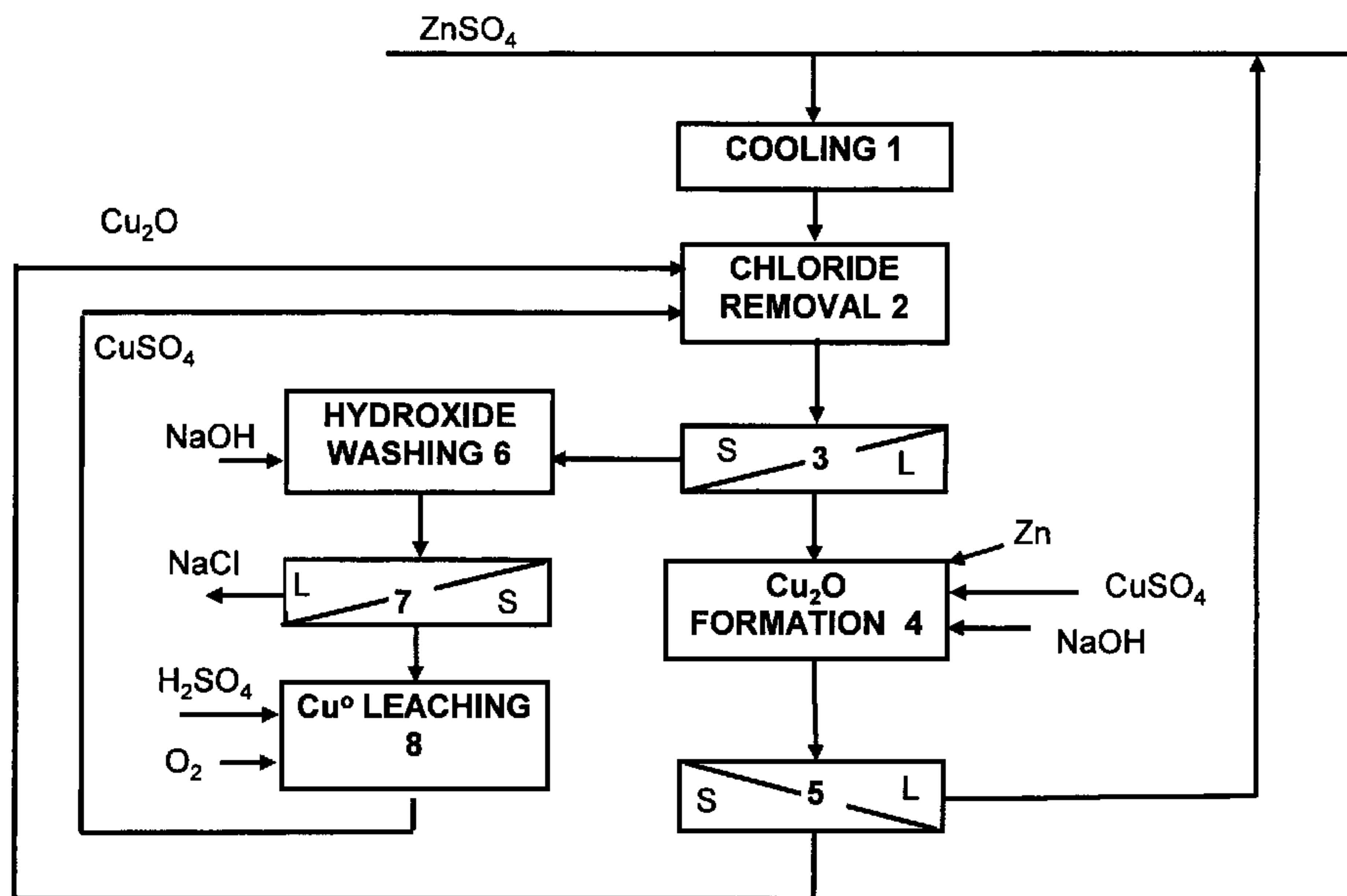


FIG.1

(57) **Abrégé/Abstract:**

The invention relates to a method for removing chloride from zinc sulphate solution in conjunction with zinc production. According to the method, the chloride is removed from solution by means of monovalent copper, which is produced in a separate copper(I) oxide formation stage, in which the pH is regulated to the region of 4.5 - 5.



## (12) INTERNATIONAL APPLICATION PUBLISHED UNDER THE PATENT COOPERATION TREATY (PCT)

(19) World Intellectual Property Organization  
International Bureau(43) International Publication Date  
26 May 2011 (26.05.2011)(10) International Publication Number  
**WO 2011/061408 A1**

## (51) International Patent Classification:

C22B 3/46 (2006.01) C01G 9/06 (2006.01)  
C22B 19/20 (2006.01)

## (21) International Application Number:

PCT/FI2010/050946

## (22) International Filing Date:

22 November 2010 (22.11.2010)

## (25) Filing Language:

Finnish

## (26) Publication Language:

English

## (30) Priority Data:

20090441 23 November 2009 (23.11.2009) FI

(71) Applicant (for all designated States except US): **OUT-OTEC OYJ** [FI/FI]; Riihitontuntie 7, FI-02200 Espoo (FI).

## (72) Inventors; and

(75) Inventors/Applicants (for US only): **RUONALA, Mikko** [FI/FI]; Pajukuja 6, FI-02460 Kantvik (FI). **SVENS, Kurt** [FI/FI]; Parolantie 9 C, FI-02200 Espoo (FI). **ARPALAHTI, Antti** [FI/FI]; Kotitontuntie 6 - 8 A 31, FI-02200 Espoo (FI). **LEPISTÖ, Karoliina** [FI/FI]; Hakamäki 2 B 14, FI-02200 Espoo (FI).(74) Agent: **OUTOTEC OYJ, IPR MANAGEMENT**; P.O.Box 86, FI-02201 Espoo (FI).

(81) Designated States (unless otherwise indicated, for every kind of national protection available): AE, AG, AL, AM, AO, AT, AU, AZ, BA, BB, BG, BH, BR, BW, BY, BZ, CA, CH, CL, CN, CO, CR, CU, CZ, DE, DK, DM, DO, DZ, EC, EE, EG, ES, FI, GB, GD, GE, GH, GM, GT, HN, HR, HU, ID, IL, IN, IS, JP, KE, KG, KM, KN, KP, KR, KZ, LA, LC, LK, LR, LS, LT, LU, LY, MA, MD, ME, MG, MK, MN, MW, MX, MY, MZ, NA, NG, NI, NO, NZ, OM, PE, PG, PH, PL, PT, RO, RS, RU, SC, SD, SE, SG, SK, SL, SM, ST, SV, SY, TH, TJ, TM, TN, TR, TT, TZ, UA, UG, US, UZ, VC, VN, ZA, ZM, ZW.

(84) Designated States (unless otherwise indicated, for every kind of regional protection available): ARIPO (BW, GH, GM, KE, LR, LS, MW, MZ, NA, SD, SL, SZ, TZ, UG, ZM, ZW), Eurasian (AM, AZ, BY, KG, KZ, MD, RU, TJ, TM), European (AL, AT, BE, BG, CH, CY, CZ, DE, DK, EE, ES, FI, FR, GB, GR, HR, HU, IE, IS, IT, LT, LU, LV, MC, MK, MT, NL, NO, PL, PT, RO, RS, SE, SI, SK, SM, TR), OAPI (BF, BJ, CF, CG, CI, CM, GA, GN, GQ, GW, ML, MR, NE, SN, TD, TG).

## Declarations under Rule 4.17:

- as to applicant's entitlement to apply for and be granted a patent (Rule 4.17(ii))
- of inventorship (Rule 4.17(iv))

## Published:

- with international search report (Art. 21(3))

[Continued on next page]

(54) Title: METHOD FOR THE REMOVAL OF CHLORIDE FROM ZINC SULPHATE SOLUTION

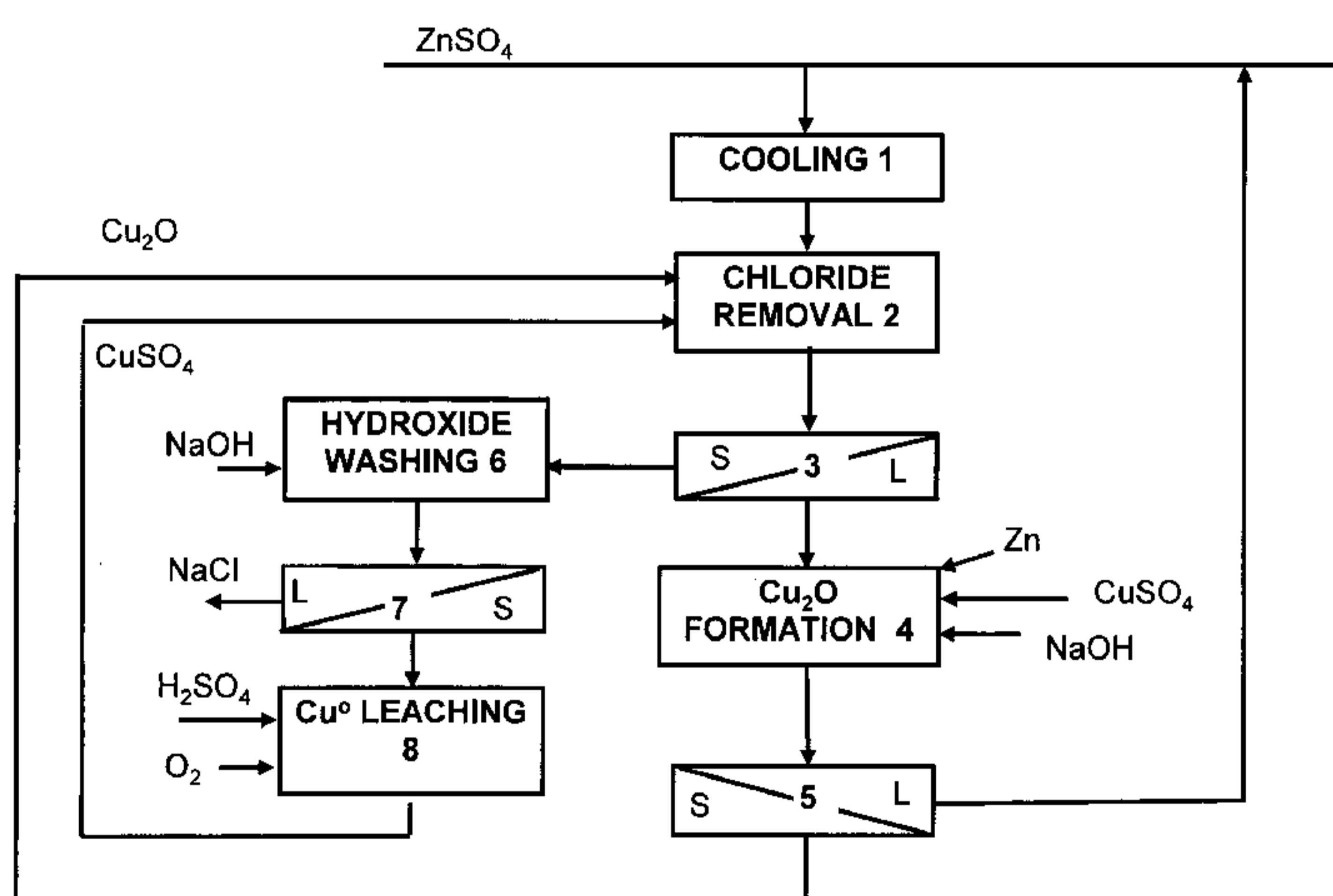


FIG.1

(57) Abstract: The invention relates to a method for removing chloride from zinc sulphate solution in conjunction with zinc production. According to the method, the chloride is removed from solution by means of monovalent copper, which is produced in a separate copper(I) oxide formation stage, in which the pH is regulated to the region of 4.5 - 5.

**WO 2011/061408 A1** 

---

- *before the expiration of the time limit for amending the claims and to be republished in the event of receipt of amendments (Rule 48.2(h))*

## METHOD FOR THE REMOVAL OF CHLORIDE FROM ZINC SULPHATE SOLUTION

### FIELD OF THE INVENTION

5 The invention relates to a method for removing chloride from zinc sulphate solution in conjunction with zinc production. According to the method, the chloride is removed from solution by means of monovalent copper, which is produced in a separate copper(I) oxide formation stage, in which the pH is regulated to the region of 4.5 - 5.

10

### BACKGROUND OF THE INVENTION

The recovery of zinc from zinc sulphate solution usually takes place electrolytically. Chloride is a fairly harmful substance in zinc electrolysis, since it corrodes the cathode surfaces so that problems are caused when  
15 peeling the zinc plate away from the cathode.

US patent publication 4,005,174 is known in the prior art, which describes the removal of chloride from a solution that has been obtained by leaching the slag generated in galvanisation into a solution of sulphuric acid. The  
20 amount of sulphuric acid in the solution is adjusted so that the pH of the solution is always below 2.6. Chloride removal is performed using copper(I) oxide ( $\text{Cu}_2\text{O}$ ). Three ways of forming copper(I) oxide in zinc sulphate solution are presented in the publication and all removal methods are presented by means of one process flowsheet. According to the first alternative, copper  
25 sulphate and zinc powder are added to the chloride removal stage, reacting to form cuprous oxide, which then reacts further with chloride to form copper chloride, which is precipitated from the solution. According to the second method, copper sulphate and metallic copper powder are added to the solution, and as a result of the reaction between them, monovalent copper is  
30 also generated. According to the third alternative, copper(I) oxide is added to the solution, which reacts with chloride. All these alternatives carry the condition that after chloride removal at least 0.5 g/l of copper sulphate should

remain in the solution. The chloride is washed from the copper chloride residue by means of sodium hydroxide, the sodium chloride solution that is formed is removed and the copper(I) oxide generated is fed back to chloride removal. The excess copper in the zinc sulphate solution that is present after  
5 chloride removal is removed by cementing it with zinc powder, and the metallic copper obtained is oxidised by means of sulphuric acid and air into copper sulphate, which is fed back to the chloride removal stage.

It has been found in practice, that feeding copper(I) oxide directly into the  
10 chloride removal stage is the fastest way to remove chloride from a solution, because when feeding copper sulphate and zinc powder into a zinc sulphate solution, generally the reaction in which copper is reduced to metallic copper occurs first and only then is it oxidised into oxide. The generation of copper(I) oxide in zinc sulphate solution in the method accordant with US patent  
15 publication 4,005,174 is probably fairly slow, because the pH of the solution is specified to be below 2.6, which is too low for effective formation of copper(I) oxide. It has also been found that in addition to copper(I) oxide being formed in the chloride washing subsequent to chloride removal, metallic copper is also formed, which remains circulating in the process  
20 unless it is leached and removed.

A method according to FI patent publication 117 246 is also known in the prior art, which describes both chloride removal by means of copper(I) oxide and copper removal by ion exchange from concentrated zinc sulphate  
25 solution. The method is particularly suitable for raw solutions that have a copper concentration high enough for the copper contained in the solution can be used for the fabrication of copper(I) oxide used to remove chloride from the solution. The use of the copper in the raw solution is optimised further by recycling.

### PURPOSE OF THE INVENTION

The purpose of the method now developed is to remove chloride from concentrated zinc sulphate solution by means of copper(I) oxide, particularly in the case where the amount of copper in the zinc sulphate solution to be purified is so low that alone it is insufficient for chloride removal. In the method accordant with the invention, the process steps are set up so that the fastest chloride removal possible is achieved, occurring with the smallest possible recycling of copper between the various process stages.

### 10 SUMMARY OF THE INVENTION

The essential features of the invention will be made apparent in the attached claims.

The invention relates to a method for removing chloride from concentrated zinc sulphate solution by means of copper(I) oxide, whereby a sidestream is taken from the zinc sulphate solution, which is cooled and routed to a chloride removal stage. Chloride removal is performed by means of copper(I) oxide ( $\text{Cu}_2\text{O}$ ), which is produced in a separate copper(I) oxide formation stage by reducing the copper sulphate contained in the zinc sulphate solution fed into the stage and additionally the copper sulphate fed into the stage to copper(I) oxide by means of zinc powder in a pH range of 4.5 – 5.

It is typical of the method accordant with the invention that the solution exiting the chloride removal stage is subjected to liquid/solids separation and that the copper chloride residue formed is routed to hydroxide washing in order to form sodium chloride solution and a precipitate containing copper(I) oxide and metallic copper.

It is also typical of the method accordant with the invention that the precipitate exiting hydroxide washing is leached in the copper leaching stage with sulphuric acid and oxygen-containing gas and that the acidic copper sulphate solution formed is routed to the chloride removal stage.

According to one embodiment of the invention, part of the copper sulphate formed in the copper leaching stage is routed to the copper(I) oxide formation stage.

5

According to another embodiment of the invention, part of the precipitate exiting hydroxide washing is routed to the copper(I) oxide formation stage.

According to a further embodiment of the invention, the pH of the copper(I) oxide formation stage is regulated by means of sodium hydroxide.

10

#### LIST OF DRAWINGS

Figure 1 is a flowsheet of the method accordant with the invention.

#### 15 DETAILED DESCRIPTION OF THE INVENTION

The invention relates particularly to a method for removing chloride from concentrated zinc sulphate solution, in which the copper concentration of the zinc sulphate solution to be processed is so low that it is not sufficient to be used for removing chloride from the solution to a level low enough to meet the demands of electrolysis. The term concentrated zinc sulphate solution, or raw solution, is used here to mean a solution in which the amount of zinc is in the region of 30 – 200 g/l.

In accordance with the method, a part of the impure zinc sulphate solution is routed to a sidestream for chloride removal. The solution taken into the sidestream is routed to a cooling stage 1, in which it is cooled to a temperature that is a maximum of 45 °C. As a result of cooling, gypsum is also crystallised out of solution and can be recycled to a suitable point in the process or removed from the circuit. The cooled solution is routed to a chloride removal stage 2, where copper(I) oxide precipitate produced in a separate copper(I) oxide formation stage 4 is fed into the solution. The precipitate may also contain metallic copper. Chloride removal is performed

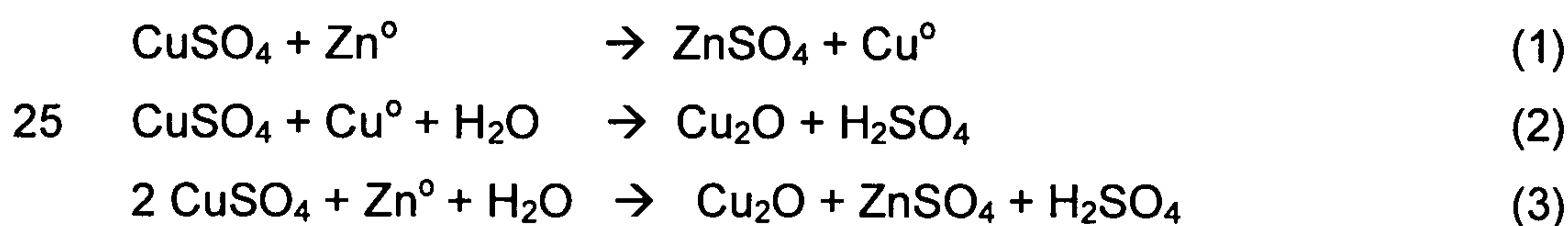
25  
30

## 5

in a pH range of 1.5 – 3.9. The chloride in the solution reacts with the copper(I) oxide fed into it and forms copper chloride CuCl, which is precipitated. Liquid/solids separation 3 is performed on the solution to remove the copper chloride.

5

The solution from which copper chloride has been removed still contains some divalent copper Cu<sup>2+</sup>, the amount of which depends on the level to which chloride removal is implemented. The amount of copper is usually around 800 – 1200 mg/l. The majority of this copper too is removed from the solution before it is routed back to the main stream of zinc sulphate solution. The removal of divalent copper occurs in the same stage 4 as the formation of all the copper(I) oxide required in the method. In this stage, the divalent copper in solution is precipitated by means of zinc powder, so that both metallic copper and copper(I) oxide are formed in the reactions. The entire amount of copper required, which is needed in chloride removal in addition to the copper in the circuit, is fed into this copper(I) oxide formation stage 4 in the form of copper sulphate i.e. divalent copper. Additionally, the equivalent amount of zinc powder to that of copper fed into the stage is routed to the stage in order to cement and precipitate the copper. Sodium hydroxide or some other suitable base is also fed into the stage to regulate the pH to the region of 4.4 – 5.2, at which the reactions proceed more quickly. The following reactions among others take place in the precipitation stage:



The solids generated in the copper(I) oxide formation stage 4 are separated from the solution in liquid/solids separation 5 and routed to the chloride removal stage 2. After chloride removal and copper removal, the zinc sulphate solution is routed back to the main stream.

30

## 6

The copper chloride residue generated in the chloride removal stage 2 is routed to the hydroxide washing stage 6, in which the hydroxide is preferably sodium hydroxide. Washing is performed preferably in a pH range of 8 – 10, and the sodium chloride solution formed is routed to water treatment after liquid/solids separation 7. The precipitate formed in washing mostly contains copper(I) oxide and some degree of metallic copper formed in the copper(I) oxide formation stage 4. It is advantageous to oxidise the precipitate in the copper leaching stage 8 into copper sulphate by means of sulphuric acid and oxygen-containing gas, and it is advantageous to recycle the acidic copper sulphate solution that is formed to chloride removal stage 2, which should always also include the amount of divalent copper described above. The recycled copper sulphate solution also enables the pH value of the chloride removal stage to be adjusted to a suitable level for chloride precipitation. Leaching of the copper chloride residue takes place at a pH range of 0 - 2.

The second alternative is that not all of the precipitate exiting the hydroxide washing stage is leached but is at least partially routed to the copper(I) oxide formation stage 4, so that the amount of zinc powder used for copper(I) oxide formation can be optimised. Likewise, part of the copper sulphate formed can also be fed to the copper(I) oxide formation stage 4, so that it reacts with metallic copper to form copper(I) oxide while simultaneously optimising the amount of zinc powder used.

## EXAMPLES

## Example 1

Chloride concentration in zinc electrowinning is generally regarded to be a maximum of 250 mg/l. If the zinc sulphate solution exiting leaching does not contain sufficient copper in the form of dissolved copper sulphate, it has to be added. There follows a balance calculation, describing the chloride removal stage:

7

Chloride entering chloride removal stage in ZnSO <sub>4</sub> solution	71.2 kg/h Cl <sup>-</sup>
Amount entering subsequent purification stage (198 m <sup>3</sup> /h, specified chloride concentration 213 mg Cl <sup>-</sup> /l)	42.2 kg/h Cl <sup>-</sup>
Amount to be removed	30.0 kg/h Cl <sup>-</sup>

5

Amount required for precipitation (kg/h) =  
 $30 \cdot 143.08 \text{ kg/kmol (Cu}_2\text{O)} / 2 \cdot 35.45 \text{ kg/kmol (Cl)} = 60.54 \text{ kg/h Cu}_2\text{O}$   
 (Equivalent amount of Cu 53.78 kg/h)

10 In order for the internal total copper balances of the chloride precipitation system to remain at the same levels the whole time, copper sulphate CuSO<sub>4</sub> (100%) has to be added to the process according to the following calculation:

Amount of Cu removed from the process as copper chloride	25.2 kg/h
15 Amount of Cu removed as metallic copper	9.9 kg/h
Amount of Cu entering in zinc sulphate solution	4.3 kg/h
Amount of Cu to be added to chloride removal	30.8 kg/h

(equivalent amount of CuSO<sub>4</sub>(100%) 77.4 kg/h), 31.2 kg/h of which is precipitated in Cu<sub>2</sub>O form and 3.1 kg/h in metallic form upon the addition of

20 zinc powder.

## PATENT CLAIMS

1. A method for removing chloride from concentrated zinc sulphate solution by means of copper(I) oxide, whereby a sidestream is taken  
5 from the zinc sulphate solution, which is cooled (1) and routed to a chloride removal stage (2), **characterised in that** chloride removal (2) is performed by means of copper(I) oxide  $\text{Cu}_2\text{O}$ , which is produced in a separate copper(I) oxide formation stage (4) by reducing the copper sulphate contained in the zinc sulphate solution  
10 fed into the stage and the copper sulphate additionally fed into the stage into copper(I) oxide by means of zinc powder at a pH range of 4.5 – 5.
2. A method according to claim 1, **characterised in that** the solution  
15 exiting the chloride removal stage (2) is subjected to liquid/solids separation (3) and that the copper chloride residue formed is routed to hydroxide washing (6) in order to form sodium chloride solution and a precipitate containing copper(I) oxide and metallic copper.
- 20 3. A method according to claims 1 and 2, **characterised in that** the precipitate exiting hydroxide washing (6) is leached in a copper leaching stage (8) by means of sulphuric acid and oxygen-containing gas and that the acidic copper sulphate solution that is formed is routed either wholly or partly to the chloride removal stage (2).
- 25 4. A method according to claim 3, **characterised in that** part of the copper sulphate solution formed in the copper leaching stage (8) is routed to the copper(I) oxide formation stage (4).
- 30 5. A method according to claims 1 and 2, **characterised in that** part of the precipitate exiting hydroxide washing (6) is routed to the copper(I) oxide formation stage (4).

6. A method according to claim 1, **characterised in that** the pH of the copper(I) oxide formation stage (4) is regulated by means of sodium hydroxide.

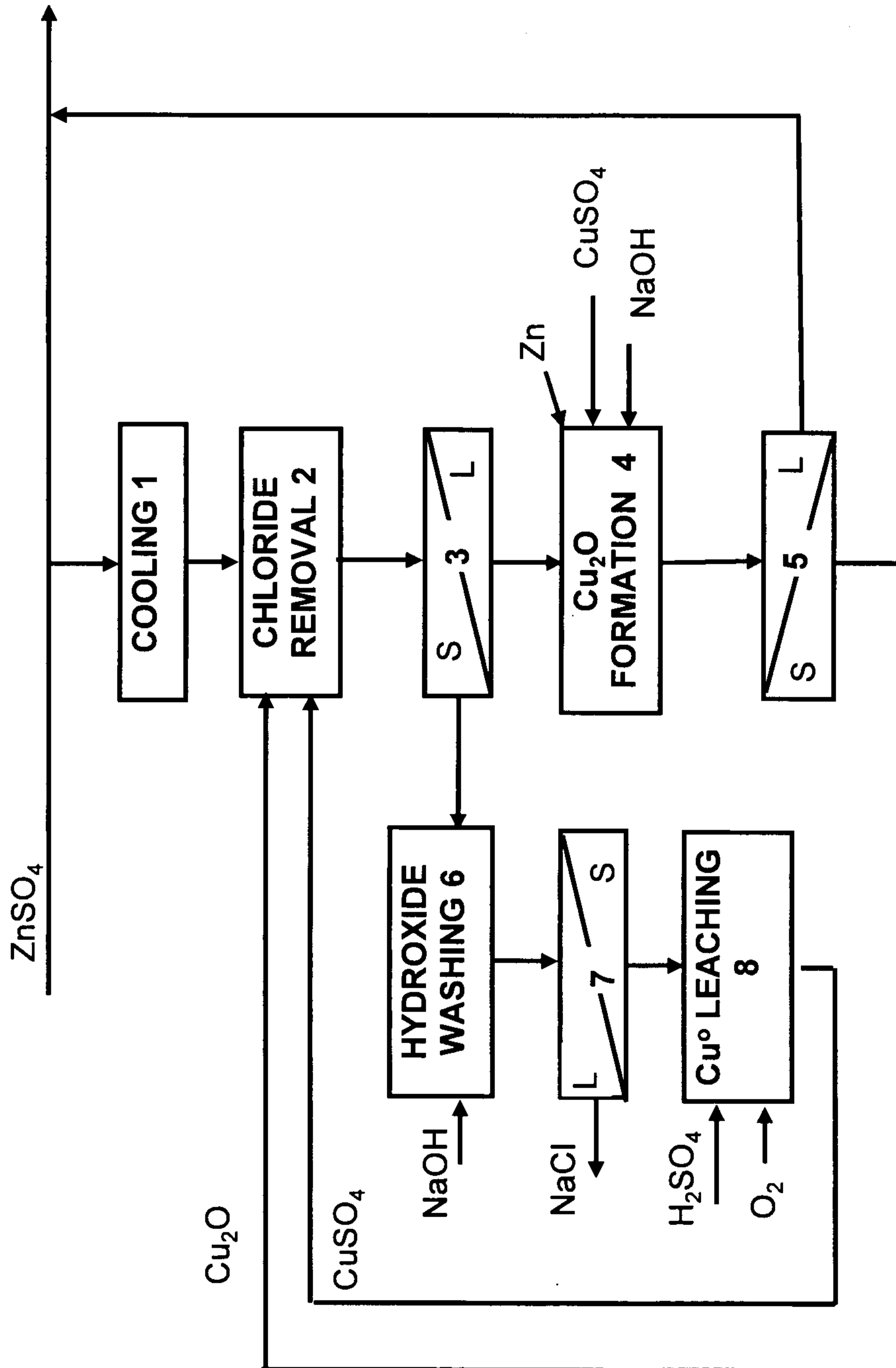


FIG.1

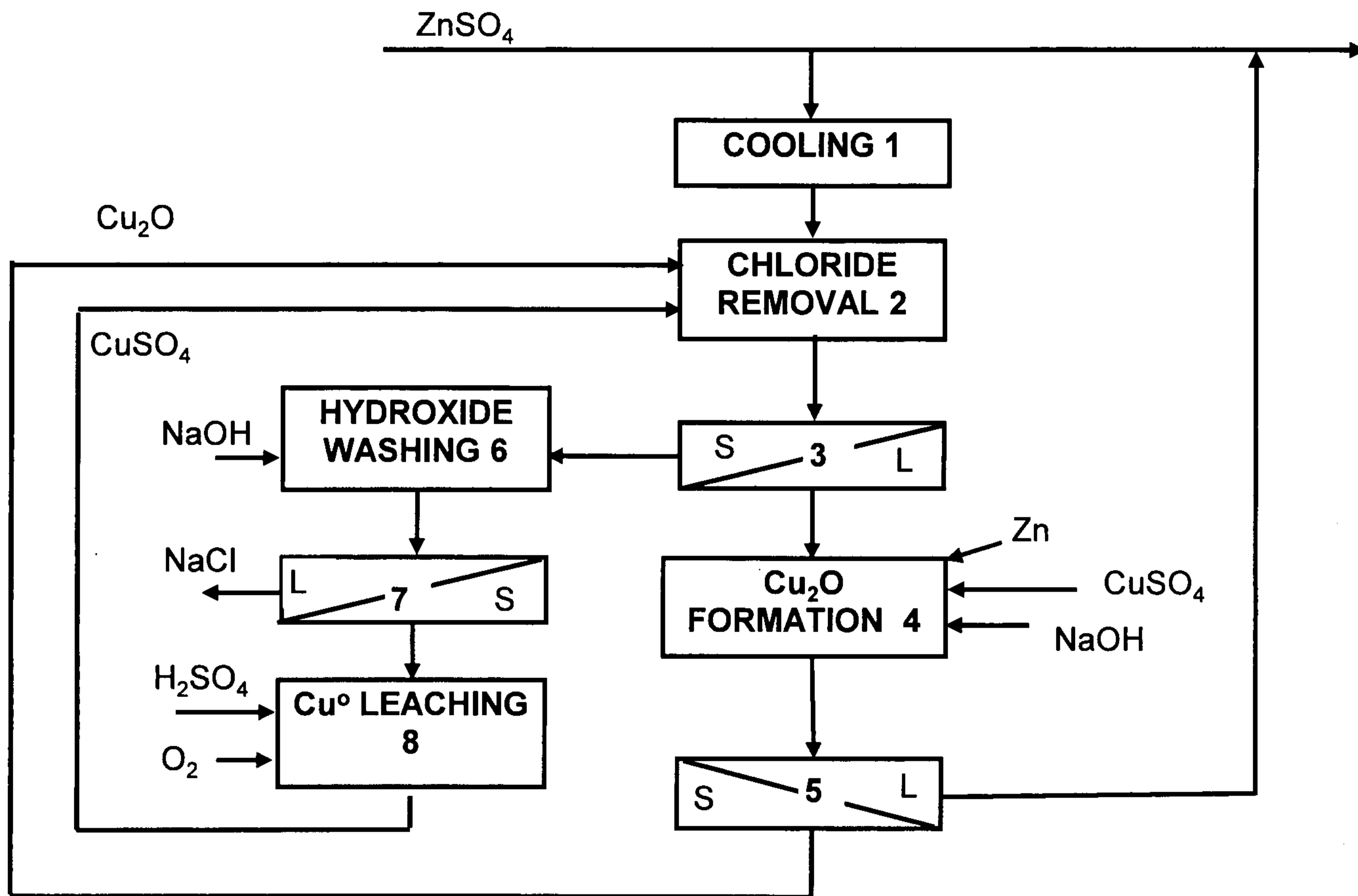


FIG.1