



US00D766709S

(12) **United States Design Patent** (10) **Patent No.:** **US D766,709 S**
Koreishi (45) **Date of Patent:** **** Sep. 20, 2016**

(54) **STRING END STOPPER**
(71) Applicant: **NIFCO INC.**, Yokohama-shi,
Kanagawa (JP)
(72) Inventor: **Namiko Koreishi**, Yokohama (JP)
(73) Assignee: **NIFCO INC.**, Yokohama-Shi,
Kanagawa (JP)
(**) Term: **14 Years**
(21) Appl. No.: **29/496,795**
(22) Filed: **Jul. 17, 2014**

D550,067 S * 9/2007 Hsiao D8/356
D567,642 S * 4/2008 Tamura D8/383
D568,148 S * 5/2008 Tamura D8/383
D615,854 S * 5/2010 Yoshida D8/383
D624,396 S * 9/2010 Yoshiguchi D8/383
D626,322 S * 11/2010 Servettaz D2/978
D680,855 S * 4/2013 Kadoishi D8/383
D701,452 S * 3/2014 Ishii D8/383
D743,780 S * 11/2015 Chan D8/383
2004/0221433 A1 * 11/2004 Wolfberg A43B 3/0005
24/712.5
2005/0227528 A1 * 10/2005 Ikeda F16G 11/10
439/369
2006/0000063 A1 * 1/2006 Lundstedt F16G 11/10
24/129 R
2012/0005865 A1 * 1/2012 Boden F16G 11/04
24/136 R

(30) **Foreign Application Priority Data**

Jan. 17, 2014 (JP) 2014-000788

(51) **LOC (10) Cl.** **08-08**

(52) **U.S. Cl.**
USPC **D8/383**

(58) **Field of Classification Search**
USPC D8/383, 349, 354, 356, 382, 394, 396,
D8/499; D2/946, 976, 978, 853
CPC F16G 11/00; F16G 11/10; F16G 11/105;
F16G 11/108; F16G 11/101; Y10T 24/3991;
A44B 19/262
See application file for complete search history.

(56) **References Cited**

U.S. PATENT DOCUMENTS

4,391,226 A * 7/1983 Guthrie A01K 27/005
119/797
4,788,755 A * 12/1988 Kasai A45C 13/30
24/136 A
D355,147 S * 2/1995 Frano D11/221
5,421,075 A * 6/1995 Mackal F16G 11/00
24/136 R
D367,755 S * 3/1996 Jones D2/978
5,504,977 A * 4/1996 Weppner E06B 9/326
16/442
5,671,508 A * 9/1997 Murai F16G 11/10
24/115 K
D436,556 S * 1/2001 Pontaoe D11/221
6,415,482 B1 * 7/2002 Pontaoe A44B 19/262
24/129 R
D506,188 S * 6/2005 Ikeda D13/184

* cited by examiner

OTHER PUBLICATIONS

CSTP | 11:Cord End / Tape End / Zip | Nifco Buckles, Image post date unknown, Site visited on Dec. 10, 2015 (online), <http://www.nifco.com/cfl/buckle/11cord_end_tape_end_zip/cstp.html>.*

Primary Examiner — Ian Simmons
Assistant Examiner — Ieisha Price
(74) *Attorney, Agent, or Firm* — Manabu Kanesaka


(57) **CLAIM**

The ornamental design for a string end stopper, as shown and described.

DESCRIPTION

FIG. 1 is a first perspective view of a string end stopper showing my new design;
FIG. 2 is a second perspective view thereof;
FIG. 3 is a front view thereof, with the rear view being a mirror image of;
FIG. 4 is a right side view thereof, with the left side view being a mirror image of;
FIG. 5 is a top plan view thereof; and,
FIG. 6 is a bottom view thereof.
The broken lines in the drawings illustrate portions of the string end stopper and form no part of the claimed design.

1 Claim, 5 Drawing Sheets



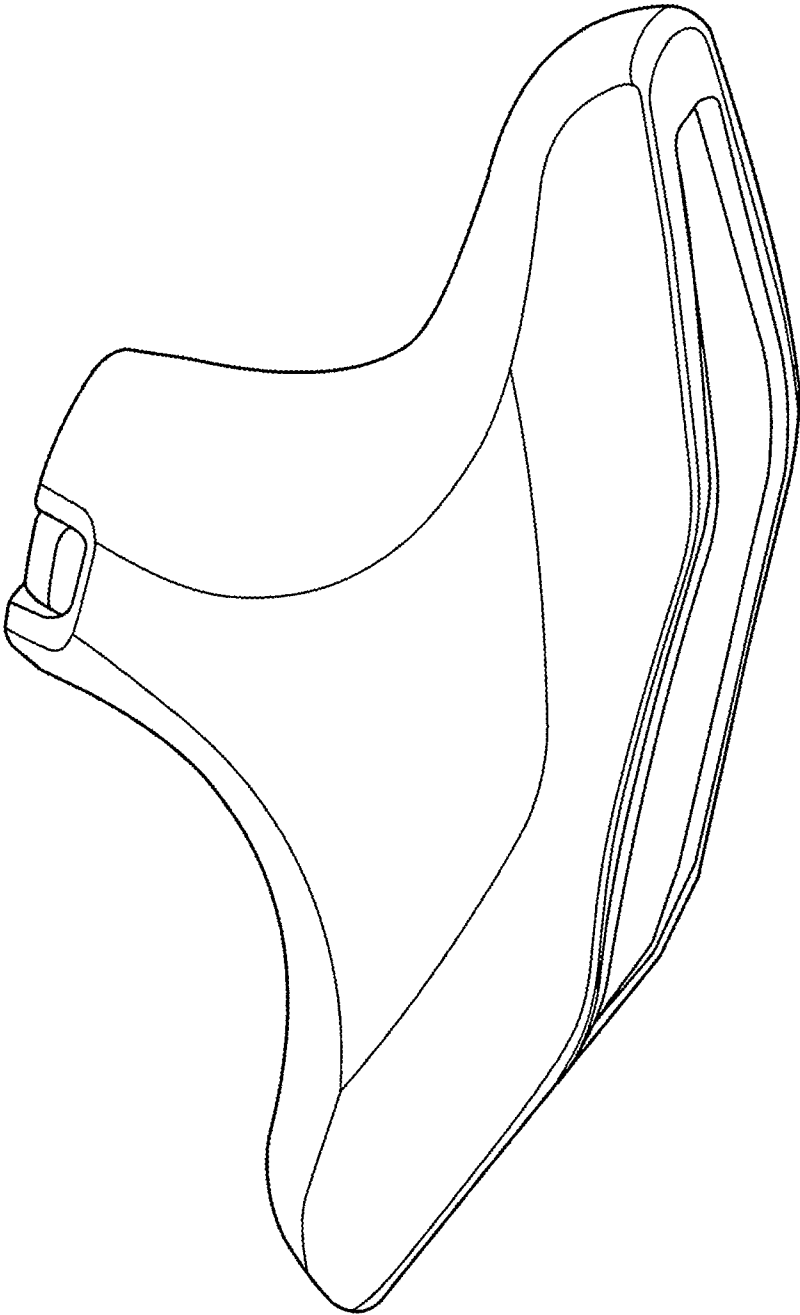


FIG. 1

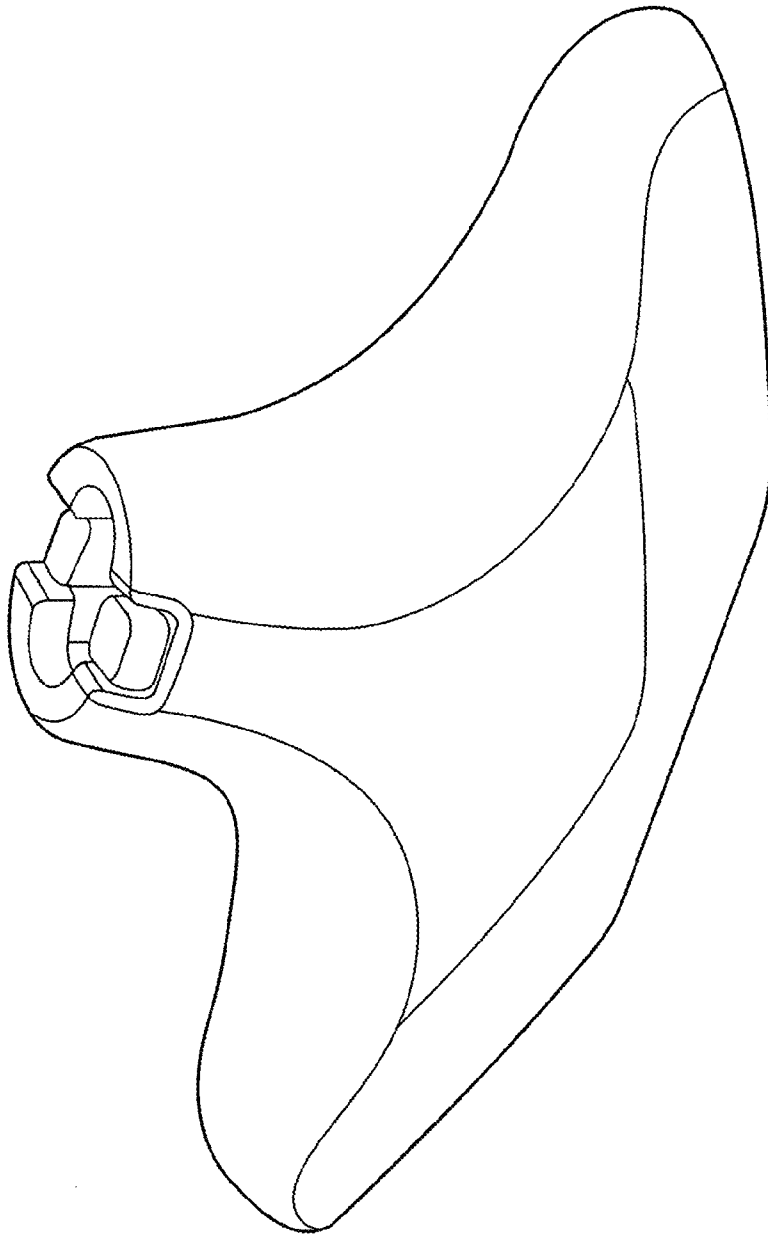


FIG. 2

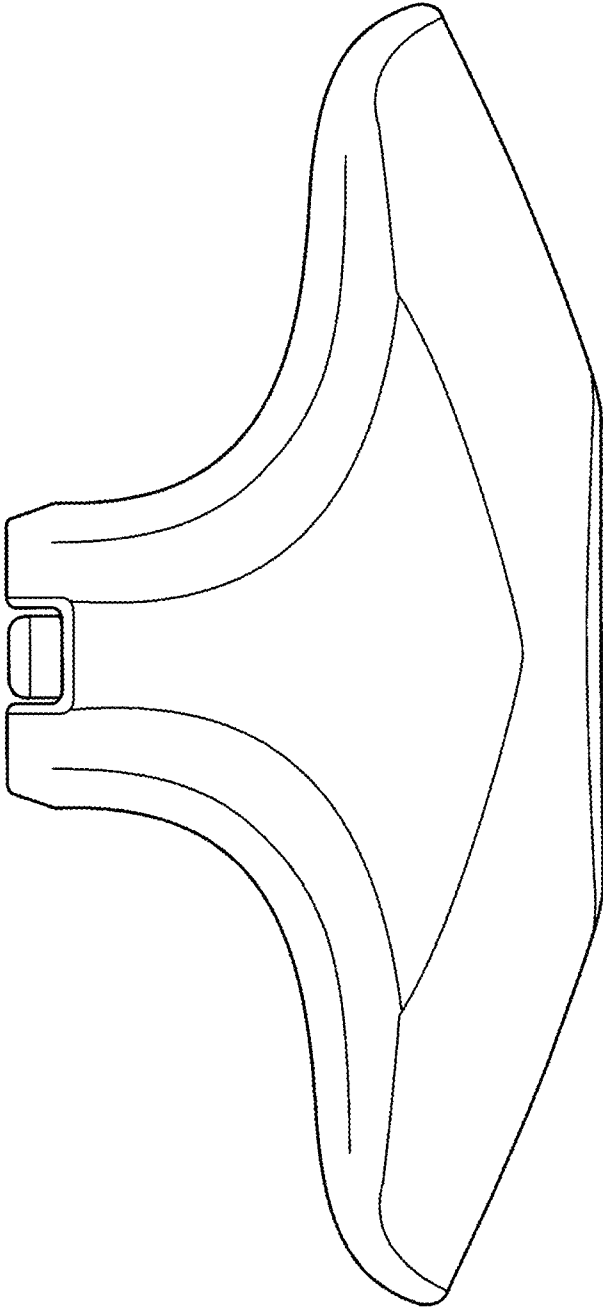


FIG. 3

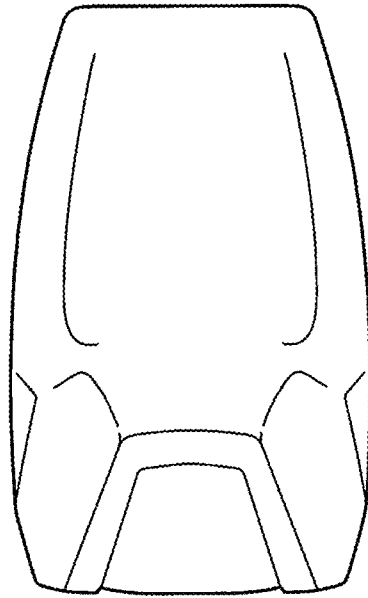


FIG. 4

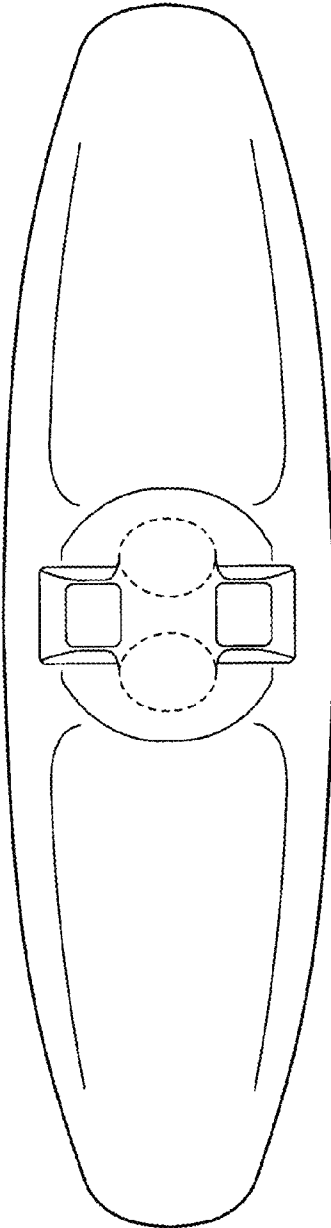


FIG. 5

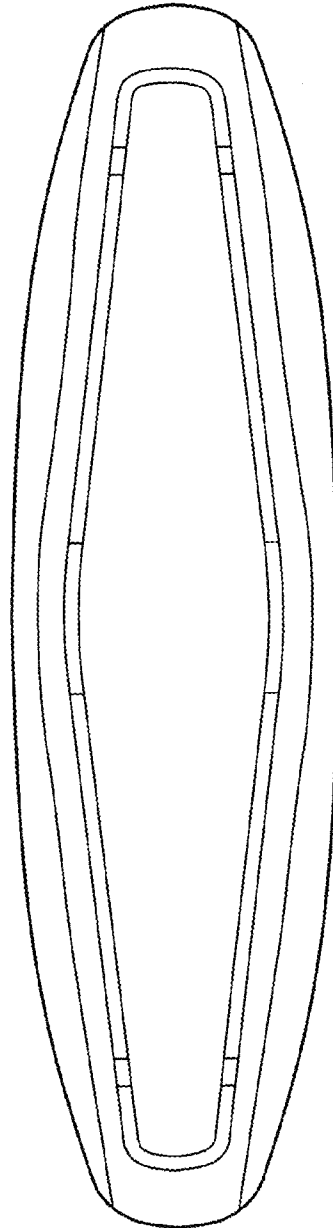


FIG. 6