



US00D404635S

United States Patent [19]
Yang

[11] **Patent Number: Des. 404,635**
[45] **Date of Patent: **Jan. 26, 1999**

[54] **COMBINATION LOCK**

Primary Examiner—Brian N. Vinson
Attorney, Agent, or Firm—Browdy and Neimark

[76] Inventor: **Yaw-Kuen Yang**, No. 190-30, Chang
Shoei Rd., Chung Hua, Taiwan

[57] **CLAIM**

[**] Term: **14 Years**

The ornamental design for a “combination lock”, as shown
and described.

[21] Appl. No.: **60,488**

DESCRIPTION

[22] Filed: **Sep. 30, 1996**

[51] **LOC (6) Cl. 08-07**

[52] **U.S. Cl. D8/331**

[58] **Field of Search D8/330-331, 333,
D8/334; 70/23, 32**

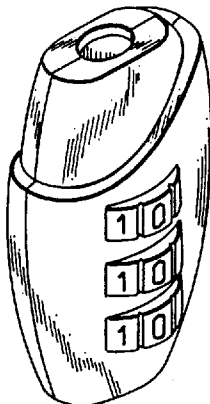
FIG. 1 shows a perspective view of the present design;
FIG. 2 shows a front elevational view of the present design;
FIG. 3 shows a rear elevational view of the present design;
FIG. 4 shows a left elevational view of the present design;
FIG. 5 shows a right elevational view of the present design;
FIG. 6 shows a top plan view of the present design;
FIG. 7 shows a bottom plan view of the present design; and,
FIG. 8 shows a front elevational view thereof, with the
broken-line disclosure of a locked element being for illustrative
purposes only and forming no part of the claimed
design.

[56] **References Cited**

U.S. PATENT DOCUMENTS

D. 335,813	5/1993	Appelbaum	D8/331	X
D. 336,030	6/1993	Falk et al.	D8/331	X
D. 346,948	5/1994	Pedlar	D8/334	
5,345,794	9/1994	Jenks	70/14	

1 Claim, 2 Drawing Sheets



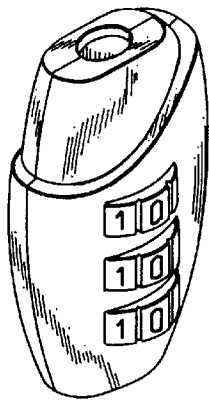


FIG. 1

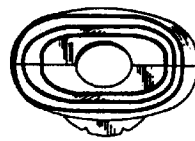


FIG. 6

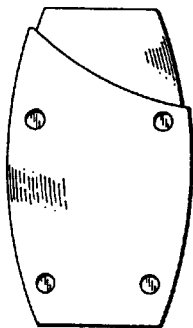


FIG. 3

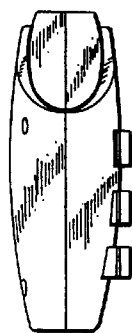


FIG. 4

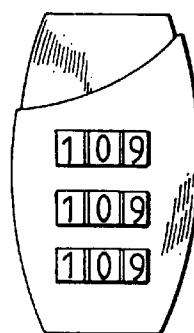


FIG. 2

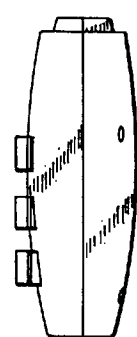


FIG. 5

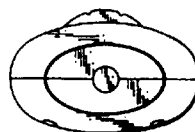


FIG. 7

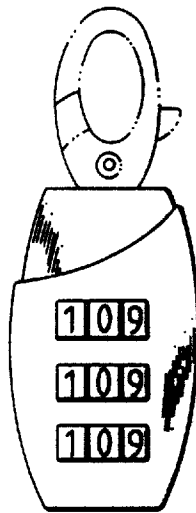


FIG. 8