



US00D435275S

United States Patent [19]
Sizemore, Jr.

[11] **Patent Number: Des. 435,275**
[45] **Date of Patent: ** Dec. 19, 2000**

[54] **GOLF PUTTER HEAD**

[75] Inventor: **Bruce E. Sizemore, Jr.**, Palm Harbor, Fla.

[73] Assignee: **Bruce E. Sizemore, Jr. Golf Design, LLC**, Bloomfield Hills, Mich.

[**] Term: **14 Years**

[21] Appl. No.: **29/115,871**

[22] Filed: **Dec. 22, 1999**

[51] **LOC (7) Cl.** **21-02**

[52] **U.S. Cl.** **D21/736**

[58] **Field of Search** D21/736-746;
473/251-256, 324, 327, 328, 330, 340-342

[56] **References Cited**

U.S. PATENT DOCUMENTS

- D. 234,961 4/1975 Swash .
- D. 240,751 7/1976 Taylor .
- D. 256,262 8/1980 Benson .
- D. 293,126 12/1987 Bizovi D21/741
- D. 318,702 7/1991 Igarashi .
- D. 329,906 9/1992 Reed et al. D21/743
- D. 333,331 2/1993 Evans .
- D. 337,803 7/1993 Sillers .
- D. 342,558 12/1993 Diesterheft .
- D. 346,002 4/1994 Collins D21/744
- D. 347,253 5/1994 Cook .
- D. 349,142 7/1994 Boone .
- D. 350,581 9/1994 Boone .
- D. 350,583 9/1994 Boone .

- D. 363,327 10/1995 Greene et al. .
- D. 363,328 10/1995 Greene et al. .
- D. 364,205 11/1995 Duclos .
- D. 367,905 3/1996 Kanazawa D21/742
- D. 368,505 4/1996 Greene et al. .
- D. 368,751 4/1996 Rife .
- D. 377,675 1/1997 Abel .
- D. 384,124 9/1997 Lamanna .
- D. 399,290 10/1998 Sizemore, Jr. .
- D. 399,547 10/1998 Sizemore, Jr. .
- D. 399,899 10/1998 Sizemore, Jr. .
- D. 410,267 5/1999 Solheim et al. D21/736
- 5,489,097 2/1996 Simmons .
- 5,533,728 7/1996 Pehoski et al. .
- 5,683,307 11/1997 Rife .

Primary Examiner—Mitchell Siegel
Attorney, Agent, or Firm—Harness, Dickey & Pierce, P.L.C.

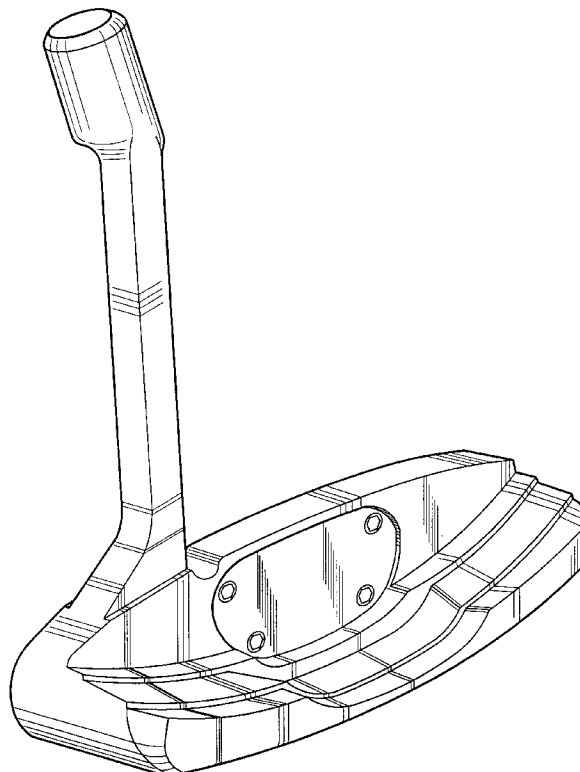
[57] **CLAIM**

The ornamental design for a golf putter head, as shown and described.

DESCRIPTION

FIG. 1 is a rear perspective view of the golf putter head of the present invention;
FIG. 2 is a front perspective view thereof;
FIG. 3 is a right side view thereof;
FIG. 4 is a left side view thereof;
FIG. 5 is a top view thereof;
FIG. 6 is a rear view thereof;
FIG. 7 is a bottom view thereof; and,
FIG. 8 is a front view thereof.

1 Claim, 5 Drawing Sheets



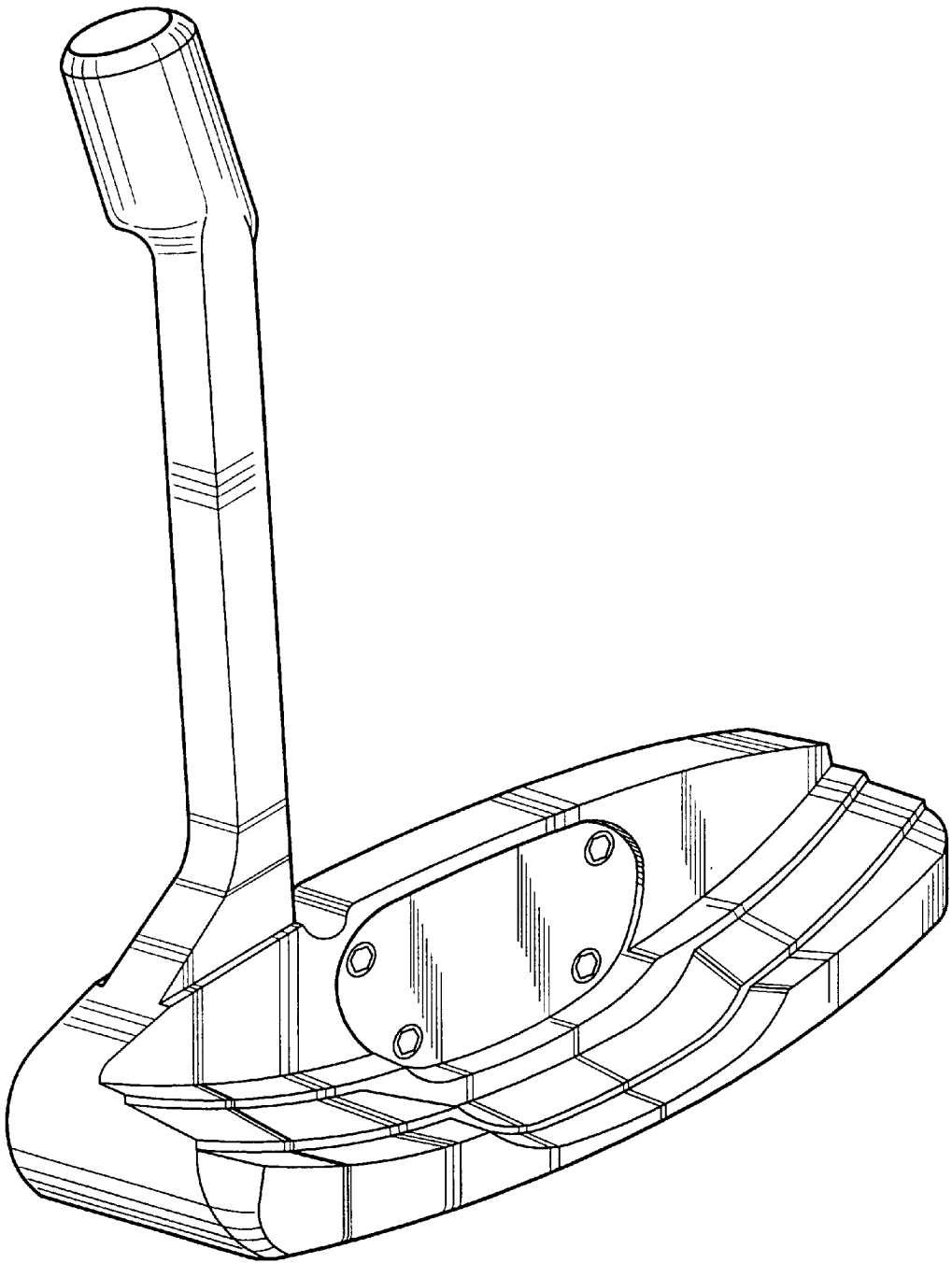


Fig-1



Fig-2

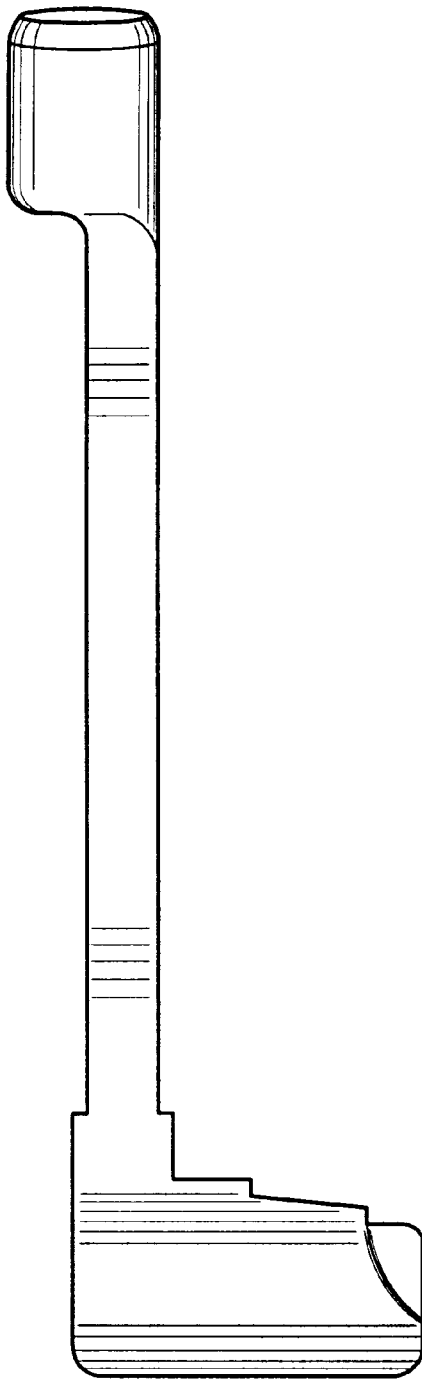


Fig-3

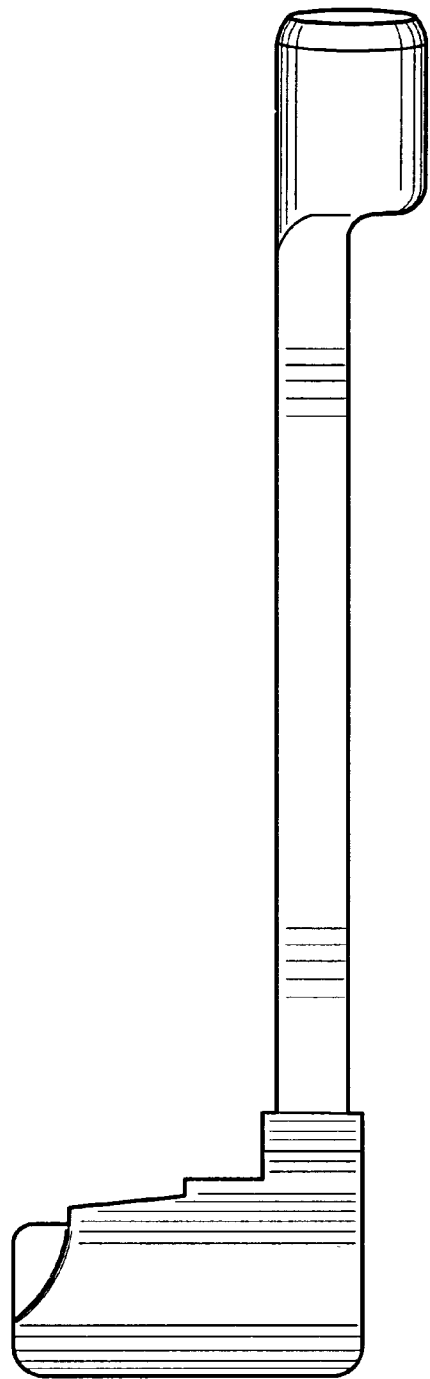


Fig-4

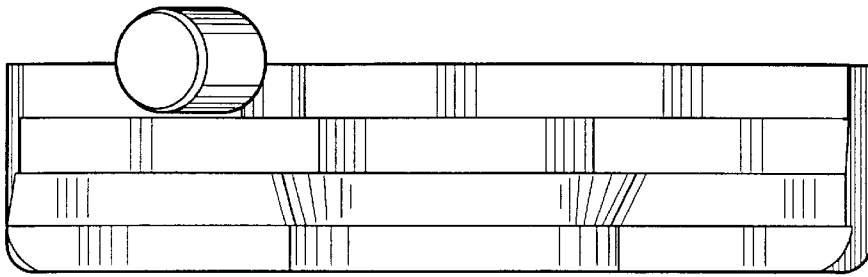


Fig-5

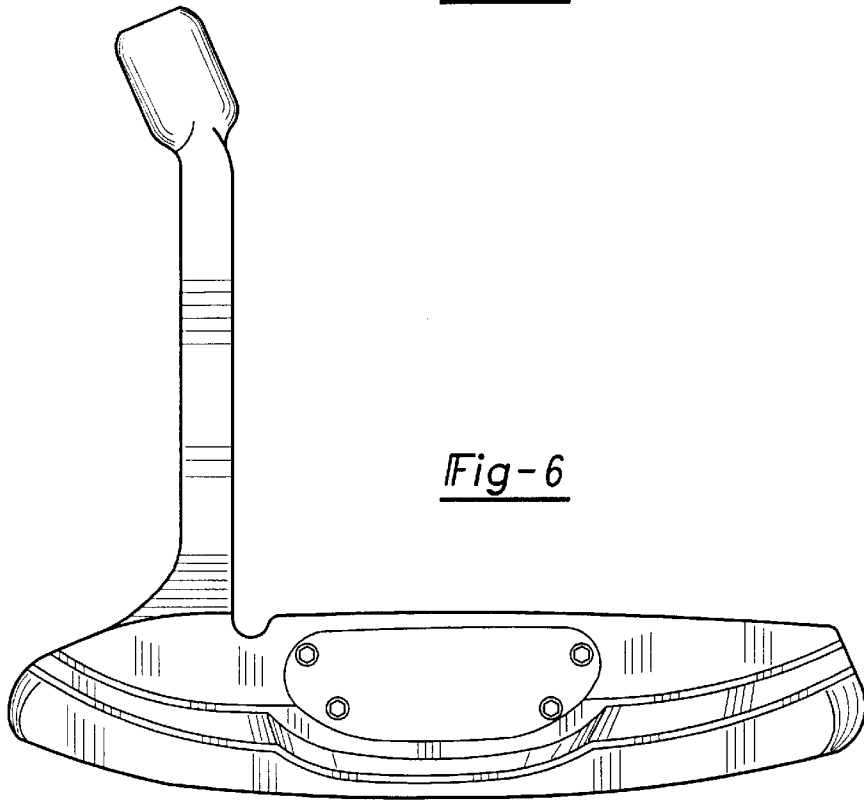


Fig-6

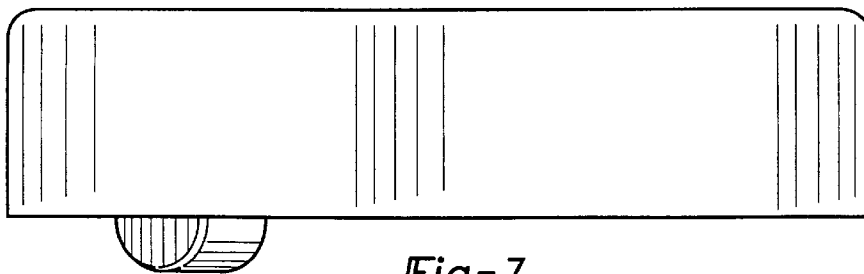


Fig-7




Fig-8