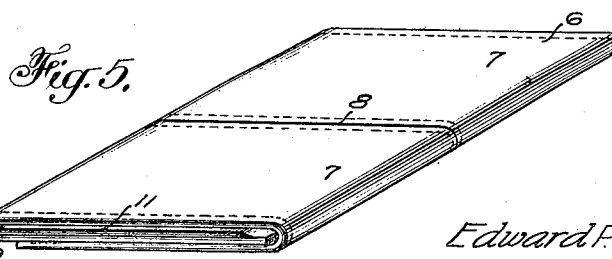
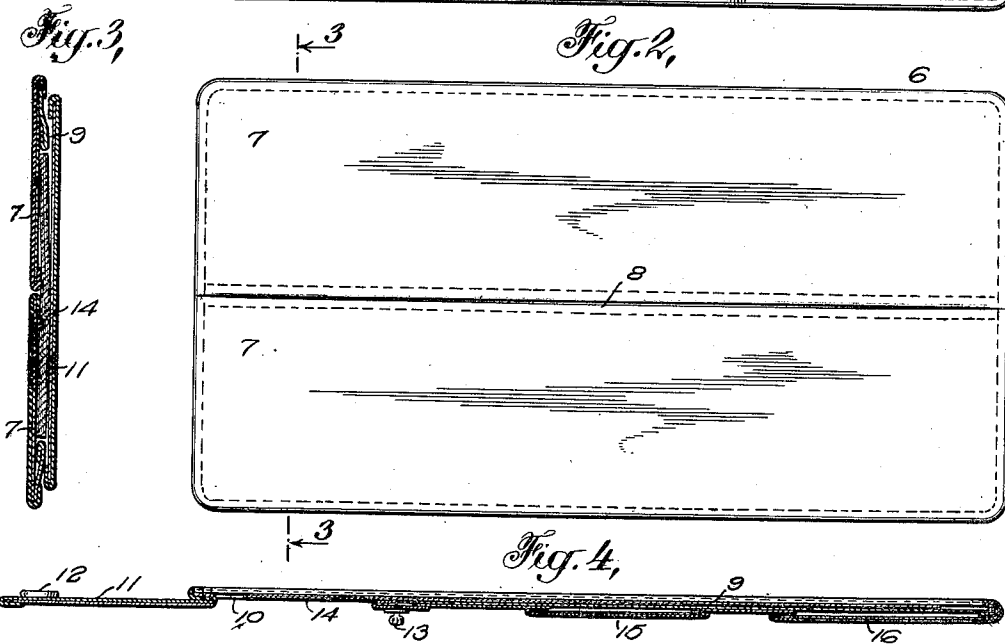
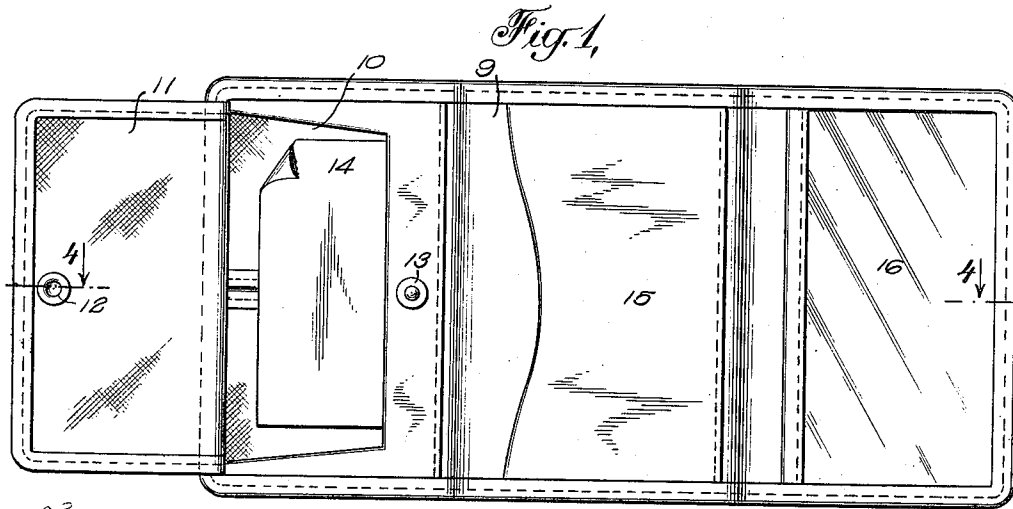


E. P. O'HARA.
BILL FOLDER.
APPLICATION FILED JULY 1, 1915.

1,171,234.

Patented Feb. 8, 1916.



WITNESSES
L. Hauerstein
B. Hoff

INVENTOR
Edward P. O'Hara
BY *Wm. C. ...*
ATTORNEYS

OFFICE.

UNITED STATES PATENT

EDWARD P. O'HARA, OF NEW YORK, N. Y.

BILL-FOLDER.

Patented Feb. 8, 1916.

1,171,234.

Specification of Letters Patent.

Application filed July 1, 1915. Serial No. 37,466.

g to the structure there- 55
ce for the bills to pro-
he edges of the bills are
edges of the bill folder.
raction of the bills from
ill folder, and also the 60
if so desired, a portion
out at one end thereof,
e cut-out is preferably
e with the larger base
the folder and whereat 65
the flap being provided
er 12 which is adapted
3 of the fastener secured
en this flap is closed by
r, the bills are perfectly 70
ocket of the folder; and
bills or to count them,
to throw the flap into
n in Fig. 1, the bills be-
s figure by the charac- 75

will be seen that in my
re introduced from the
folder and there taken
surface through the 80
lest width of which is
lth of a bill. No part
ocket of the folder is
lap is closed and the
wn in Fig. 2; and there 85
bills to protrude any-
folder. Access to the
tated by the provision
hich is normally closed
provision of the longi- 90
cilitates the introduc-
the pocket without per-
e bill to protrude from
e bill folder is open or

ences can be provided 95
, if desired, as for ex-
and 16 can be secured
rm additional pockets
other articles. 100
ving a bill pocket one
ngitudinal opening and
ut at one end thereof;
g the cut-out. 105
ving a bill pocket ex-
through the entire
and having at one side

To all whom it may concern:

Be it known that I, EDWARD P. O'HARA, a citizen of the United States, and a resident of the city of New York, borough of Brook- 5
lyn, in the county of Kings and State of New York, have invented a new and Im-
proved Bill-Folder, of which the following is a full, clear, and exact description.

My invention relates to bill folders, and 10
the object thereof is to provide a simple, convenient and inexpensive folder which is characterized by the provision of a central slit on the outer surface thereof where-
through bills are entered into the folder, 15
and a cut-out covered by a flap on the inner surface of the folder wherethrough bills can be extracted with great ease.

With the above and other objects in view, the nature of which will more fully appear as the description proceeds, the invention 20
consists in the novel construction, combination and arrangement of parts as herein fully described, illustrated and claimed.

In the accompanying drawings, forming 25
part of the application, similar characters of reference indicate corresponding parts in all the views.

Figure 1 is a plan view of the bill folder unfolded and with the flap thrown open to 30
show the cut-out on the inner surface of the folder wherethrough the bills are extracted; Fig. 2 is a plan view from the outer side of the bill folder unfolded, showing the central slit wherethrough the bills are placed into 35
the bill folder; Fig. 3 is a cross section on line 3—3, Fig. 2; Fig. 4 is a longitudinal section on line 4—4, Fig. 1; and Fig. 5 is a perspective view of the bill folder in its normal position.

Referring to the drawings, the outer side 40
6 of the bill folder is preferably made of two similar blanks 7, the adjacent edges of which blanks form a longitudinal opening or slit 8. If desired, the front can be formed 45
of a single blank and the slit 8 made therein in the center or to one side thereof. Co-
operating with the blanks 7 is a blank 9 which has the width of the two blanks 7 and 50
which is secured thereto at the edges by stitching or in any other suitable way. The space between the blanks 7 and 9 forms the bill pocket into which the bills are introduced through the longitudinal slit 8. When the bill folder is folded into three or

more parts, according 5
of, there is no chan-
trude anywhere, as t-
adjacent the closed
To facilitate the extr-
the pocket of the b-
counting of the bills.
of the blank 9 is cut-
as shown at 10. TH-
trapezoidal in shape
adjacent the edge of
a flap 11 is secured,
with a socket-fasten-
to engage a button 13
to the blank 9. Wh-
means of the fastene-
inclosed within the p-
to extract any of the
it is only necessary
the position as show-
ing indicated in this
ter 14.

From the above it 10
bill folder the bills a-
outer surface of the
out from the inner
opening 10, the small
greater than the wid-
of the bills in the p-
exposed when the f-
folder is open, as sho-
is no chance for the
where from the bill
bills is greatly facilit-
of the opening 10, wh-
by the flap 11. The
tudinal opening 8 fa-
tion of the bills into t-
mitting any part of th-
the pocket whether th-
closed.

Any other conveni-
within the bill folder
ample, members 15 a-
to the blank 9 to fo-
therein for cards or c-

I claim:

1. A bill folder ha-
side of which has a lon-
the other side, a cut-o-
and a flap for closing
2. A bill folder ha-
tending substantially
length of the folder a-

of the pocket a longitudinal opening and at the other side a cut-out, said cut-out being slightly less than a fold of the bill folder; and a flap for closing the cut-out adapted to overlap it.

3. A bill folder having a bill pocket extending through the entire length of the folder, said folder having a longitudinal opening on the outer side thereof and a cut-out at one end thereof on the inner side of the pocket, said cut-out being less than a fold of the folder; and a flap secured to the edge on the inner side of the folder adapted to close the cut-out.

4. A bill folder comprising a pair of blanks the adjacent longitudinal edges of which form an opening; and a blank secured at the edges with the pair of blanks and forming therewith a bill pocket, said blank having a cut-out at one end thereof, the width of which is greater than the width of a bill, and a flap for closing the cut-out.

5. A bill folder having a pair of similar outer blanks the adjacent longitudinal edges of which form an opening; an inner blank secured at the edges of the other blank, said inner blank having a cut-out adjacent one end thereof, said cut-out being less than the fold of the bill folder; a flap for closing the cut-out secured to the edge of the folder;

and means for locking the flap to the inner blank.

6. A bill folder having a bill pocket, one side of which has a longitudinal opening and the other side a cut-out at one end thereof, the width of which cut-out is greater than the width of a bill; and a flap for closing the cut-out, including means for maintaining the cut-out closed.

7. A bill folder having a bill pocket extending substantially through the entire length of the folder, said folder having a slit on the outer side extending through the entire length of the pocket for admitting bills thereto, said folder having a cut-out on the inner side disposed transversely of the pocket and adjacent one end of the folder whereby bills in the pocket can be inspected without extraction from the pocket, and a flap secured to the inner surface of the folder at the transverse edge for closing said cut-out.

In testimony whereof I have signed my name to this specification in the presence of two subscribing witnesses.

EDWARD P. O'HARA.

Witnesses:

ROBERT GEISER,
B. JOFFE.