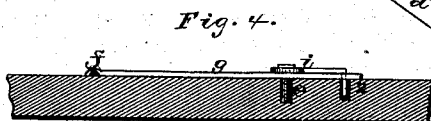
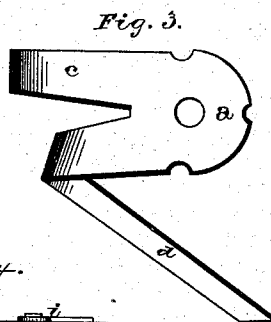

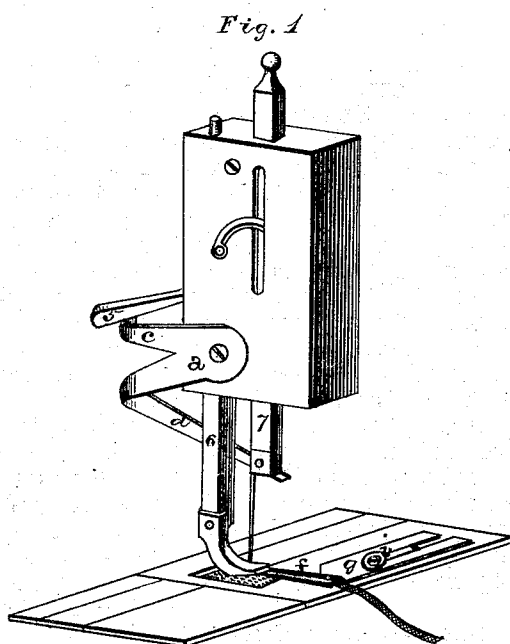


J. W. RICKART, C. M. DEXTER & E. LANE.

Braiders for Sewing-Machines.

No. 156,892.

Patented Nov. 17, 1874.



WITNESSES.
J. W. Garner.
Frank G. Lundy.

INVENTORS
Jno. W. Rickart
Chas. M. Dexter
Eugene Lane
per
F. A. Lehmann, Atty.

UNITED STATES PATENT OFFICE.

JOHN W. RICKART, CHARLES M. DEXTER, AND EUGENE LANE, OF QUINCY,
ILLINOIS.

IMPROVEMENT IN BRAIDERS FOR SEWING-MACHINES.

Specification forming part of Letters Patent No. **156,892**, dated November 17, 1874; application filed August 3, 1874.

To all whom it may concern:

Be it known that we, JOHN W. RICKART, CHARLES M. DEXTER, and EUGENE LANE, of Quincy, in the county of Adams and State of Illinois, have invented certain new and useful Improvements in Braiders; and we do hereby declare the following to be a full, clear, and exact description of the invention, such as will enable others skilled in the art to which it pertains to make and use it, reference being had to the accompanying drawings, which form part of this specification.

Our invention relates to an improved braiding attachment for sewing-machines; and it consists in a bent lever pivoted to the front face-plate of the machine, and which is moved at each downward stroke of the needle-bar, so as to lift the presser-foot. It also consists in the arrangement and combination of parts, which will be more fully described hereafter.

The accompanying drawings represent our invention.

a represents a two-pronged lever, which is pivoted to the front face-plate of the machine, as shown. The upper prong, *c*, is bent backward at right angles, and bears against the under side of a lever, 5, which extends outward from the side of the presser-foot bar 6, so that each time the prong *c* is raised, it will lift the presser-foot up from the work, so that the work can be freely turned around. The lower prong, *d*, is bent diagonally downward, so as to extend under the lower end of the needle-bar 7, in order that the bar may strike it at each downward stroke, and thus raise the prong *c* upward. Secured to the bed-plate of the machine by means of a set-screw, *e*, is the slotted plate *g*, which has a semicircular groove, *f*, formed upon its front edge, through which the braid passes, the inner end of the groove being slotted, and made to extend directly over the needle-hole. By loosening the set-screw, the plate can be turned sufficiently to allow the braid to be passed through the groove without entirely remov-

ing the plate, and by making the end of the groove slotted and to extend directly over the needle-hole the braid is kept always just under the needle. In order to always keep the braider-plate straight a washer, *i*, having a bent arm, 2, is placed in the slot of the plate, the end of the arm being made to catch in a second screw-hole in the bed-plate, and thus prevent the braider-plate from turning.

We are aware that a lever which hangs vertically down and has a small arm pivoted at right angles thereto at its lower end is not new, and this we disclaim. Our invention consists in forming the entire operating device in a single piece, which is so pivoted to the machine that its lifting motion will be direct and vertical, thus dispensing with all unnecessary parts and joints. Where two levers or parts are used, as above described, the lifting is not direct, and there is an unnecessary wear of parts, which we wish to avoid.

Having thus described our invention, we claim—

1. In a braiding device, the operating-lever *a*, made in a single piece, and provided with the two prongs *c d*, in combination with the presser-bar 6, having the arm 5, and needle-bar 7, whereby the presser-foot is raised at each downward stroke of the needle-bar, substantially as shown and described.

2. The combination of the braider-plate *g* and the washer *i*, having the bent arm 2, for catching in the bed-plate, so as to prevent the braider-plate from turning, substantially as shown and described.

In testimony that we claim the foregoing we have hereunto set our hands this 29th day of July, 1874.

JOHN W. RICKART.

CHAS. M. DEXTER.

EUGENE LANE.

Witnesses:

MANLY D. BARBER,
THOMPSON RAY.