



US00D715397S

(12) **United States Design Patent**
Lin

(10) **Patent No.:** **US D715,397 S**

(45) **Date of Patent:** **** Oct. 14, 2014**

(54) **FISHING ROD LINE GUIDE**

(71) Applicant: **Yi-Te Lin**, Tainan (TW)

(72) Inventor: **Yi-Te Lin**, Tainan (TW)

(**) Term: **14 Years**

(21) Appl. No.: **29/483,259**

(22) Filed: **Feb. 26, 2014**

(51) **LOC (10) Cl.** **22-05**

(52) **U.S. Cl.**
USPC **D22/143**

(58) **Field of Classification Search**
USPC D22/124, 137-138; 43/24-26
See application file for complete search history.

(56) **References Cited**

U.S. PATENT DOCUMENTS

D270,268 S *	8/1983	Ohmura	D22/143
D395,695 S *	6/1998	Ohmura	D22/143
D482,427 S *	11/2003	Park	D22/143

* cited by examiner

Primary Examiner — Catheri Oliver-Garcia

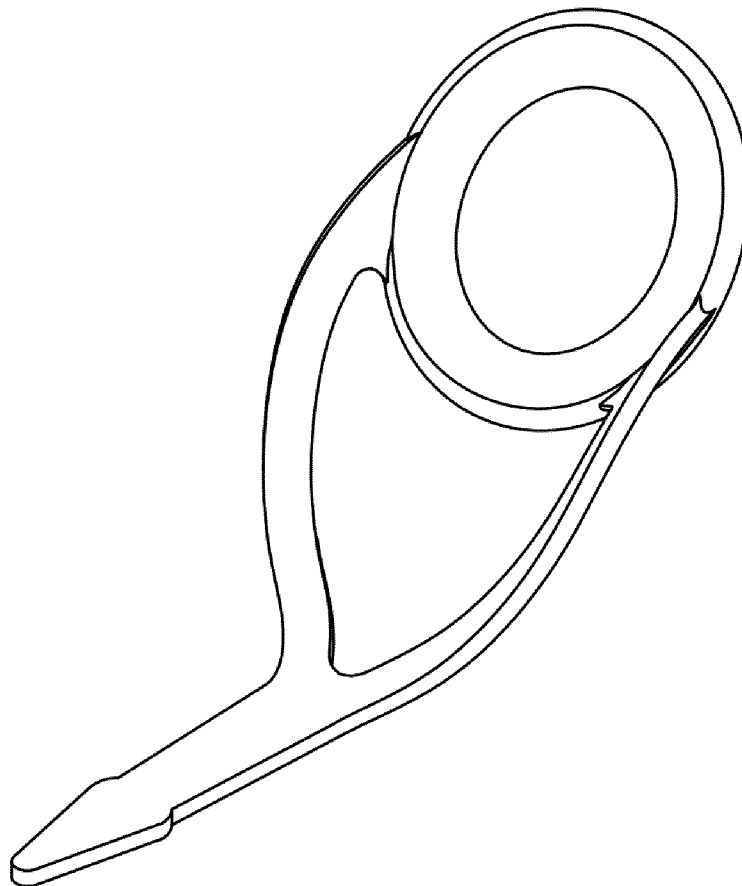
(57) **CLAIM**

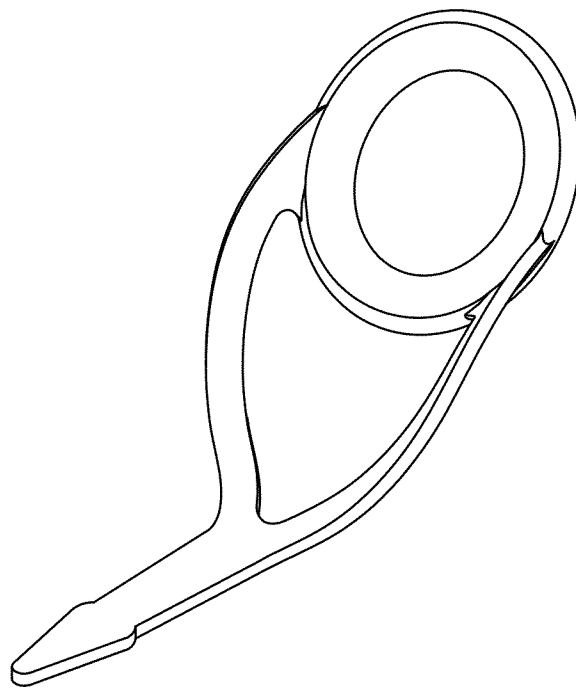
The ornamental design for the fishing rod line guide, as shown and described.

DESCRIPTION

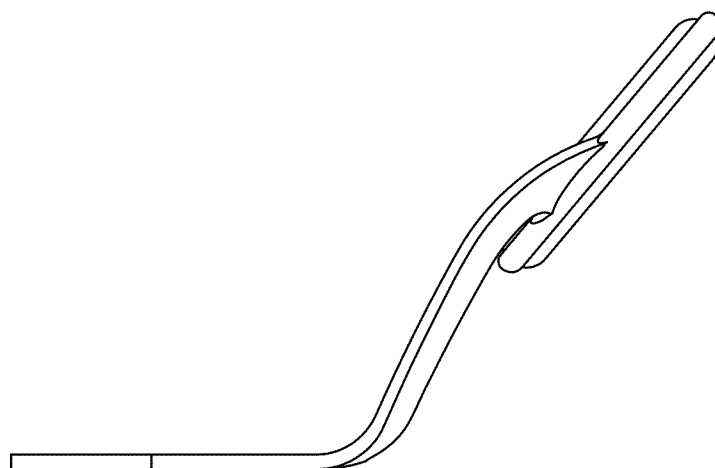
FIG. 1 is a perspective view of the fishing rod line guide showing my new design;
FIG. 2 is a front elevation view thereof;
FIG. 3 is a rear elevation view thereof;
FIG. 4 is a left side elevation view thereof;
FIG. 5 is a right side elevation view thereof;
FIG. 6 is a top plan view thereof; and,
FIG. 7 is a bottom plan view thereof.

1 Claim, 7 Drawing Sheets

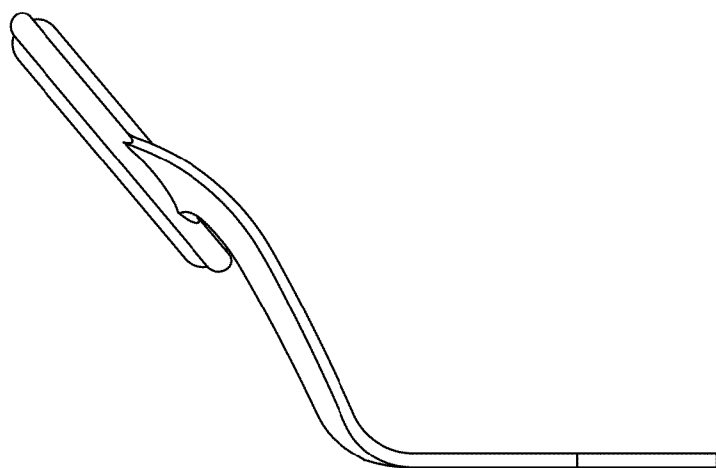




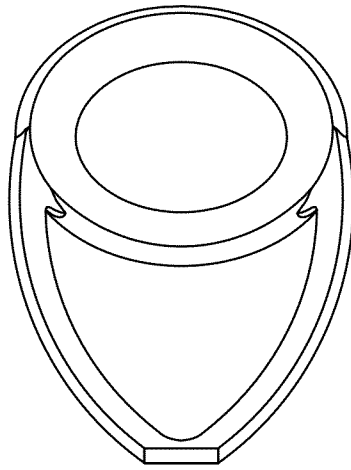
F I G . 1



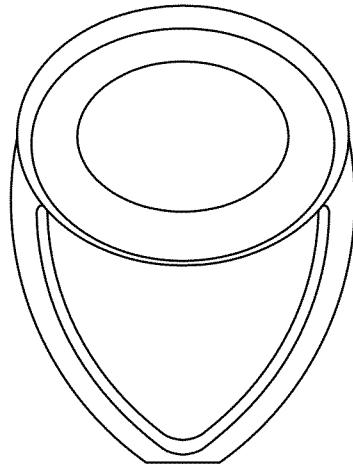
F I G . 2



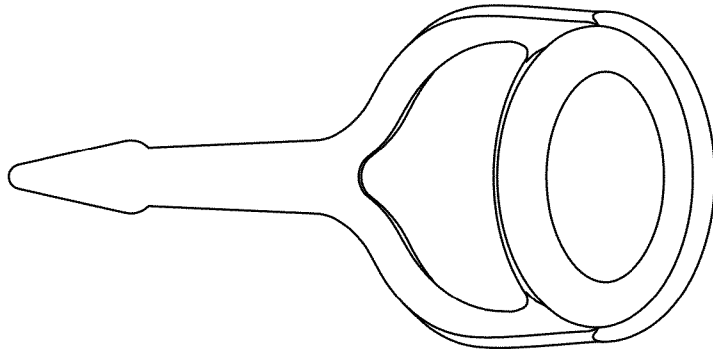
F I G . 3



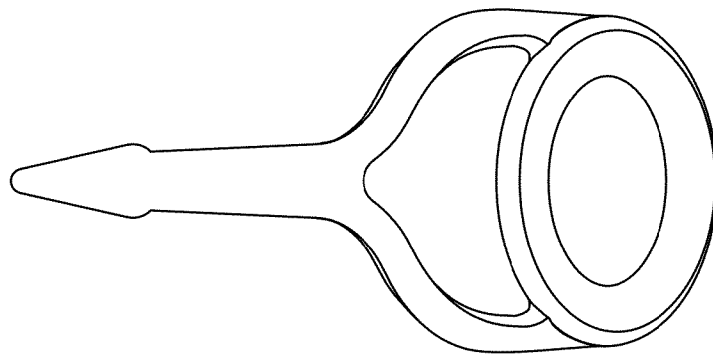
F I G . 4



F I G . 5



F I G . 6



F I G . 7