

(19) **DANMARK**



Patent- og
Varemærkestyrelsen

(12)

Oversættelse af europæisk patentskrift

(10) **DK/EP 3684333 T3**

-
- (51) Int.Cl.: **A 61 K 9/00 (2006.01)** **A 61 K 9/48 (2006.01)** **A 61 K 31/4745 (2006.01)**
A 61 K 47/12 (2006.01) **A 61 K 47/26 (2006.01)** **A 61 K 47/36 (2006.01)**
A 61 K 47/38 (2006.01) **A 61 P 25/00 (2006.01)**
- (45) Oversættelsen bekendtgjort den: **2025-05-12**
- (80) Dato for Den Europæiske Patentmyndigheds bekendtgørelse om meddelelse af patentet: **2025-03-05**
- (86) Europæisk ansøgning nr.: **18783228.2**
- (86) Europæisk indleveringsdag: **2018-09-18**
- (87) Den europæiske ansøgnings publiceringsdag: **2020-07-29**
- (86) International ansøgning nr.: **US2018051579**
- (87) Internationalt publikationsnr.: **WO2019060322**
- (30) Prioritet: **2017-09-21 US 201762561629 P** **2017-09-28 US 201762564951 P**
- (84) Designerede stater: **AL AT BE BG CH CY CZ DE DK EE ES FI FR GB GR HR HU IE IS IT LI LT LU LV MC MK MT NL NO PL PT RO RS SE SI SK SM TR**
- (73) Patenthaver: **NEUROCRINE BIOSCIENCES, INC., 12780 El Camino Real, San Diego, CA 92130, USA**
- (72) Opfinder: **MOORE, Richard Alexander, Jr., 16348 Pinto Ridge Court, San Diego, California 92127, USA**
MCCLELLAND, Gregory A., 14029 Via Corsini, San Diego, California 92128, USA
O'BRIEN, Christopher F., 12780 El Camino Real, San Diego, CA 92130, USA
- (74) Fuldmægtig i Danmark: **Zacco Denmark A/S, Arne Jacobsens Allé 15, 2300 København S, Danmark**
- (54) Benævnelse: **VALBENAZIN-FORMULERING MED HØJ DOSIS OG SAMMENSÆTNINGER, FREMGANGSMÅDER OG KITS RELATERET HERTIL**
- (56) Fremdragne publikationer:
WO-A2-2016/210180
UNKNOWN: "INGREZZA - FDA approved Label", 1 April 2017 (2017-04-01), pages 1 - 16, XP055530608, Retrieved from the Internet <URL:https://www.accessdata.fda.gov/drugsatfda_docs/label/2017/209241lbl.pdf> [retrieved on 20181205]
"Pharmaceutical Process Scale-Up", 2 January 2011, PROQUEST, article JAMES K PRESCOTT: "Powder handling", XP055565041
"Developing Solid Oral Dosage Forms : Pharmaceutical Theory and Practice", 2 January 2008, PROQUEST, article NANCY SEVER: "Process Analytical Technology in Solid Dosage Development and Manufacturing", XP055565050
"Pharmazeutische Technologie", 2 January 2000, article FAHR: "Kapseln", pages: 237, XP055565406

DESCRIPTION

Description

BACKGROUND

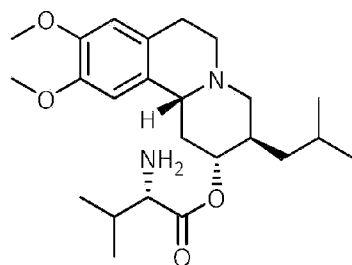
Technical Field

[0001] This invention related to a novel pharmaceutical composition of L-Valine, (2*R*,3*R*,11*bR*)-1,3,4,6,7,11*b*-hexahydro-9,10-dimethoxy-3-(2-methylpropyl)-2*H*-benzo[*a*]quinolizin-2-yl ester (referred to herein as "valbenazine") and pharmaceutically acceptable salts, as well as related solid pharmaceutical compositions, oral dosage products, and unit dosage forms for use in the treatment of neurological and psychiatric diseases and disorders.

Description of the Related Art

[0002] Dysregulation of dopaminergic systems is integral to several central nervous system (CNS) disorders, including neurological and psychiatric diseases and disorders. These neurological and psychiatric diseases and disorders include hyperkinetic movement disorders, and conditions such as schizophrenia and mood disorders. The transporter protein vesicular monoamine transporter-2 (VMAT2) plays an important role in presynaptic dopamine release and regulates monoamine uptake from the cytoplasm to the synaptic vesicle for storage and release.

[0003] Despite the advances that have been made in this field, there remains a need for new therapeutic products useful to treatment of neurological and psychiatric diseases and disorders and other related diseases or conditions described herein. One such promising agent is valbenazine. The free base form of valbenazine has the following chemical structure:



[0004] Many different factors are considered in the selection of a counter-ion for the formation of a salt. Only the 4-toluenesulfonate salt had the combination of properties that made it a developable form of valbenazine. A formulation of valbenazine:4-toluenesulfonate (1:2) (referred to herein as "valbenazine ditosylate") has been previously reported in the FDA approved drug label for valbenazine ditosylate (Ingrezza®). It is manufactured in the form of size 1 hard gelatin capsule for a 40 mg unit dosage, as measured as the free base.

[0005] With an increase in dose, the high molecular weight of two 4-toluenesulfonic acid counter-ions in the salt form of valbenazine creates a unique challenge to develop a formulation with acceptable powder flow properties. The prior art does not provide for valbenazine or valbenazine ditosylate in a form suitable for solid-dosing at preferred high loading drug levels, particularly with regard to capsule formation. Therapeutically acceptable capsules according to the known formulation and procedure containing more than about 30% valbenazine ditosylate were not manufacturable. Single dosage units are unavailable to patients in need of high doses of valbenazine

Many patients experience difficulty swallowing tablets and capsules. This problem can lead to a variety of adverse events and patient noncompliance with treatment regimens. A survey of adults on difficulties swallowing tablets and capsules suggests that this problem may affect as many as 40 percent of Americans. (Harris Interactive Inc. for Schwarz Pharma, 2003, Pill-Swallowing Problems in America: A National Survey of Adults. 1-39.) Individuals who find it difficult to swallow tablets and capsules frequently cite the size as the main reason for the difficulty in swallowing. (Fields, J. et al., Pill Properties that Cause Dysphagia and Treatment Failure, Curr. Ther. Res. Clin. Exp., 2015, 77:79-82.)

[0006] Larger tablets and capsules have also been shown to affect the transit of drug products through the pharynx and esophagus. Larger tablets and capsules have been shown to have a prolonged esophageal transit time and may directly affect a patient's ability to swallow a particular drug product. This can lead to disintegration of the product in the esophagus and/or cause injury to the esophagus. The United States Food and Drug Administration ("FDA") has indicated "that size should be considered as part of a single product risk/benefit profile." (FDA Guidance for Industry on Size, Shape, and Other Physical Attributes of Generic Tablets and Capsules at 5, 1-7, June 2015.) The FDA further recommends "that the largest dimension of a tablet or capsule should not exceed 22 mm and that capsules should not exceed a standard 00 size." *Id.*

[0007] There remains a substantial need for improved techniques and products for the oral administration of valbenazine, or a pharmaceutically acceptable salt thereof, to patients in need thereof, including patients having neurological and psychiatric diseases and disorders such as hyperkinetic movement disorders, schizophrenia, and mood disorders. The present disclosure fulfills these and other needs, as evident in reference to the following disclosure.

SUMMARY OF THE INVENTION

[0008] A first aspect of the invention is a composition comprising:

valbenazine, or a pharmaceutically acceptable salt thereof;

silicified microcrystalline cellulose;

isomalt;

hydroxypropyl methylcellulose;

partially pregelatinized maize starch; and

magnesium stearate.

[0009] A second aspect of the invention is a composition of the first aspect that is a solid pharmaceutical composition.

[0010] A third aspect of the invention is an oral dosage product comprising a solid pharmaceutical composition of the second aspect.

[0011] A fourth aspect of the invention is a unit dosage form comprising the solid pharmaceutical composition of the second aspect.

[0012] A fifth aspect of the invention is a unit dosage form of a pharmaceutical composition, wherein the pharmaceutical composition is a pharmaceutical composition of the first aspect, comprising:

valbenazine ditosylate having a w/w% of about 40%;

silicified microcrystalline cellulose having a w/w% of about 25%;

isomalt having a w/w% of about 20%;

hydroxypropyl methylcellulose having a w/w% of about 5%;

partially pregelatinized maize starch having a w/w% of about 7.5%; and

magnesium stearate having a w/w% of about 2.5%;

wherein "about" means $\pm 5\%$ of the stated value.

[0013] A sixth aspect of the invention is a composition of the first aspect, or a solid pharmaceutical composition of the second aspect, or

an oral dosage product of the third aspect, or

a unit dosage form of the fourth aspect or fifth aspect,

for use in a method of treating a neurological or psychiatric disease or disorder of a patient in need thereof.

BRIEF DESCRIPTION

[0014] Any references herein to methods of treatment refer to the compositions, solid pharmaceutical compositions, oral dosage products, and unit dosage forms of the present invention for use in a such methods.

[0015] The present invention generally provides a novel solid drug form of valbenazine or valbenazine ditosylate, as well as those compositions for use in the treatment of neurological and psychiatric diseases and disorders.

[0016] Valbenazine has particular utility in the treatment of hyperkinetic movement disorders, including tardive dyskinesia and other conditions as described in greater detail below. The solid drug form of valbenazine provided herein provides for high loading capacity, thus allowing formulations of valbenazine in a form suitable for oral dosing. In some embodiments, the solid drug form is a solid pharmaceutical composition. In some embodiments, the solid drug form is a unit dosage form. In some embodiments, the solid drug form is a solid composition.

[0017] In one embodiment a solid pharmaceutical composition is provided of valbenazine, or a pharmaceutically acceptable salt thereof, silicified microcrystalline cellulose, isomalt, hydroxypropyl methylcellulose, partially pregelatinized maize starch, and magnesium stearate. In one embodiment, the pharmaceutically acceptable salt is valbenazine ditosylate.

[0018] In another embodiment, a unit dosage form of a pharmaceutical composition is provided having a capsule of size 1 or smaller and at least 80 mg of valbenazine, or a pharmaceutically acceptable salt thereof, as measured as the free base.

[0019] In another embodiment, a unit dosage form of a pharmaceutical composition is provided having a capsule of size 2 or smaller and at least 20 mg of valbenazine, or a pharmaceutically acceptable salt thereof, as measured as the free base. In one embodiment, the unit dosage form has at least 40 mg of valbenazine, or a pharmaceutically acceptable salt thereof, as measured as the free base.

[0020] In one embodiment, a unit dosage form of a pharmaceutical composition is provided having a capsule of size 0 or smaller and at least 120 mg of valbenazine, or a pharmaceutically acceptable salt thereof, as measured as the free base.

[0021] In another embodiment, a unit dosage form of a pharmaceutical composition is provided with valbenazine ditosylate having a w/w% of at least 35%.

[0022] In one embodiment, a unit dosage form of a pharmaceutical composition is provided with valbenazine ditosylate having a w/w% of about 40%, silicified microcrystalline cellulose having a w/w% of about 25%, isomalt having a w/w% of about 20%, hydroxypropyl methylcellulose having a w/w% of about 5%, partially pregelatinized maize starch having a w/w% of about 7.5%, and magnesium stearate having a w/w% of about 2.5%.

[0023] Also described herein is a method of orally administering a unit dosage form valbenazine or valbenazine ditosylate to a subject in need thereof.

[0024] Also described herein is a method for treating a hyperkinetic movement disorder in a patient in need thereof by administering to the patient a therapeutically effective amount of the solid drug form of valbenazine or valbenazine ditosylate.

[0025] Also described herein is a method for treating a hyperkinetic movement disorder in a patient in need thereof by administering to the patient a therapeutically effective amount of the solid pharmaceutical composition of valbenazine or valbenazine ditosylate.

[0026] Also described herein (but not encompassed by the wording of the claims) is a kit is provided with a plurality of oral unit dosage forms of a solid pharmaceutical composition of valbenazine or valbenazine ditosylate in combination with instructions for administration.

[0027] Also described herein (but not encompassed by the wording of the claims) is a kit is provided with a plurality of oral unit dosage forms of a solid composition of valbenazine or valbenazine ditosylate in combination with instructions for administration.

[0028] Also described herein (but not encompassed by the wording of the claims) is a method for producing a unit dosage form of valbenazine ditosylate is provided.

[0029] In one embodiment, a composition is provided of valbenazine, or a pharmaceutically acceptable salt thereof, silicified microcrystalline cellulose, isomalt, hydroxypropyl methylcellulose, partially pregelatinized maize starch, and magnesium stearate.

[0030] Also provided is a solid composition of valbenazine, or a pharmaceutically acceptable salt thereof, and at least one pharmaceutically acceptable excipient, wherein the solid composition has a bulk density of at least about 0.5 mg/mL.

[0031] Also provided is a solid composition of valbenazine, or a pharmaceutically acceptable salt thereof, and at least one pharmaceutically acceptable excipient, wherein the solid composition has a tapped density of at least about 0.6 mg/mL.

[0032] Also provided is a solid composition of valbenazine, or a pharmaceutically acceptable salt thereof, and at least one pharmaceutically acceptable excipient, wherein the solid composition has a d(0.9) particle size distribution less than 100 µm.

[0033] Also provided is a solid composition of valbenazine, or a pharmaceutically acceptable salt thereof, and at least one pharmaceutically acceptable excipient, wherein the solid composition has a blend uniformity between about 90% and about 110% with a relative standard deviation of the blend uniformity of less than about 2%.

[0034] Also provided is a solid composition of valbenazine, or a pharmaceutically acceptable salt thereof, and at least one pharmaceutically acceptable excipient, wherein the solid composition has a blend uniformity between about 90% and about 110% with a standard deviation of the blend uniformity of less than about 2%.

[0035] Also described herein (but not encompassed by the wording of the claims) is a process for preparing a unit dosage form comprising valbenazine, or a pharmaceutically acceptable salt thereof, wherein the process comprises:
encapsulating the solid composition described herein, to produce the unit dosage form comprising valbenazine, or a pharmaceutically acceptable salt thereof.

[0036] Also described herein (but not encompassed by the wording of the claims) is a process for preparing a unit dosage form comprising valbenazine, or a pharmaceutically acceptable salt thereof, wherein the process comprises:

encapsulating a lubricated blend to produce a solid composition comprising valbenazine, or a pharmaceutically acceptable salt thereof,

wherein the lubricated blend comprises granules of valbenazine, or a pharmaceutically acceptable salt thereof, and at least one lubricant.

[0037] Also provided is a unit dosage form, for use in a method of treating a neurological or psychiatric disease or disorder of a patient in need thereof.

[0038] Also provided is a unit dosage form of a pharmaceutical composition comprising:

valbenazine ditosylate having a w/w% of about 40%;

at least one water insoluble filler having a w/w% of about 25%;

at least one water soluble diluent having a w/w% of about 20%;

at least one binder having a w/w% of about 5%;

at least one disintegrant having a w/w% of about 7.5%; and

at least one lubricant having a w/w% of about 2.5%.

BRIEF DESCRIPTION OF THE DRAWINGS

[0039] Figure 1 shows a process flow diagram for the production of high drug loading valbenazine capsules.

DETAILED DESCRIPTION

[0040] Again, any references herein to methods of treatment refer to the compositions, solid pharmaceutical compositions, oral dosage products, and unit dosage forms of the present invention for use in a such methods.

[0041] In the following description, certain specific details are set forth in order to provide a thorough understanding of various embodiments. However, one skilled in the art will understand that the invention may be practiced without these details. In other instances, well-known structures have not been shown or described in detail to avoid unnecessarily obscuring descriptions of the embodiments. Unless the context requires otherwise, throughout the specification and claims which follow, the word "comprise" and variations thereof, such as, "comprises" and "comprising" are to be construed in an open, inclusive sense, that is, as "including, but not limited to." Further, headings provided herein are for convenience only and do not interpret the scope or meaning of the claimed invention.

[0042] Reference throughout this specification to "one embodiment" or "an embodiment" means that a particular feature, structure or characteristic described in connection with the embodiment is included in at least one embodiment. Thus, the appearances of the phrases "in one embodiment" or "in an embodiment" in various places throughout this specification are not necessarily all referring to the same embodiment. Furthermore, the particular features, structures, or characteristics may be combined in any suitable manner in one or more embodiments. Also, as used in this specification and the appended claims, the singular forms "a," "an," and "the" include plural referents unless the content clearly dictates otherwise. It should also be noted that the term "or" is generally employed in its sense including "and/or" unless the content clearly dictates otherwise.

[0043] As used herein, "about" means $\pm 20\%$ of the stated value, and includes more specifically values of $\pm 10\%$, $\pm 5\%$, $\pm 2\%$ and $\pm 1\%$ of the stated value.

[0044] Hyperkinetic movement disorders represent a category of neurological disorders that are characterized by unwanted and uncontrollable, or poorly controllable, involuntary movements. The phenomenology of these disorders is quite variable encompassing chorea,

tremor, dystonia, myoclonus, tics, other dyskinesias, jerks and shakes. Hyperkinetic movement disorders include ataxia, chorea, dystonia, hemifacial spasm, Huntington's disease, chorea associated with Huntington's disease, myoclonus, restless leg syndrome, tardive dyskinesia, tics, Tourette's syndrome, and tremors.

[0045] Mood disorders represent a category of mental disorders in which the underlying problem primarily affects a person's persistent emotional state (their mood). Mood disorders include: major depressive disorder (also called major depression), bipolar disorder, persistent depressive disorder (long lasting low grade depression), cyclothymia (a mild form of bipolar disorder), catatonic depression, post-partum depression, mania, and seasonal affective disorder (SAD). Mood disorders include substance-induced mood disorders and mood disorders due to a medical condition, e.g., hypothyroidism or Parkinson's disease.

[0046] Bipolar disorder, also known as bipolar affective disorder or manic-depressive illness, is a mental disorder characterized by periods of elevated mood and periods of depression. The periods of elevated mood is known as mania or hypomania depending on the severity or whether psychosis is present. Symptoms of mania or a manic episode include a long period of feeling "high" or an overly happy or outgoing mood, extreme irritability, talking very fast, racing thoughts, jumping from one idea to another, being easily distracted, increasing activities, being overly restless, sleeping little, having an unrealistic belief in one's abilities, impulsive behavior, and engaging in pleasurable, high-risk behaviors. Symptoms of depression or a depressive episode include: an overly long period of sadness or hopelessness, loss of interest in activities, feeling tired, problems with concentration or memory, difficulty making decisions, being restless or irritable, change in eating or sleeping habits, and suicide ideation. Patients with bipolar disorder have a high risk of suicide and self-harm. The cause of bipolar disorder is not completely understood, but both genetic and environmental factors are thought to play a role. Environmental factors include long term stress and a history of child abuse.

[0047] Medications for treatment of the manic, psychotic, or depressive aspects of bipolar disorder generally include mood stabilizers, atypical antipsychotics, or antidepressants, in combination with psychotherapy. Sleep medications may also be used to help with sleep disturbances. For severe cases in which medication and psychotherapy does not work, electroconvulsive therapy may be used. Bipolar disorder usually is a lifelong illness and can worsen if left untreated. Long-term, continuous treatment is needed to control symptoms, and even with proper treatment mood changes can still occur. Patients frequently need to try several different medications before finding ones that help control symptoms. Given the unpleasant and potentially severe side effects associated with these medications, particularly anti-psychotic medications, a need exists to develop new therapeutics for treating mania in mood disorders and their related symptoms.

[0048] Schizophrenia affects approximately 1% of the adult population and reduces life expectancy by an average of 20 to 25 years through the impact of the disorder on self-care and physical health, as well as through suicide. At the present time the etiological mechanisms underlying schizophrenia are poorly understood. Schizophrenia is diagnosed clinically, based

on characteristic symptoms of psychosis, disorganization and so called 'negative' symptoms (representing a reduced range of emotional expression, reduced production of speech and a lack of volition/motivation); duration of illness; impaired functioning; and the exclusion of other disorders such as autism and bipolar disorder. For clinicians, identifying which psychotic patients have schizophrenia requires clinical acumen and familiarity with the DSM-IV or ICD-10 diagnostic manuals [see, e.g., Corvin, BMC Biol. 2011; 9: 77].

[0049] Schizoaffective disorder is a mental health condition characterized primarily by symptoms of schizophrenia, such as hallucinations or delusions, and symptoms of a mood disorder, such as mania and depression. Diagnosis may be difficult as symptoms of schizophrenia and mood disorders are both present and many people are incorrectly diagnosed with schizophrenia or mood disorder. Treatment for schizoaffective disorder includes medications, typically antipsychotics and antidepressants and psychotherapy.

[0050] Antipsychotic drug therapy is a pillar in the treatment of schizophrenia. These antipsychotic drugs, also known as neuroleptics, generally cause a reduction of the 'positive' symptoms of schizophrenia, namely psychosis, thought disorders, and disorganized behavior. Antipsychotics generally have a lesser influence on cognition and on the 'negative' symptoms of the disease, which include lack of motivation and emotion, social withdrawal, lack of interest in everyday activities, and the reduced ability to plan or carry out activities.

[0051] Obsessive-compulsive disorder (OCD) is an anxiety disorder characterized by recurrent and persistent anxiety-provoking thoughts (obsessions) that lead to repetitive behaviors (compulsions) that focus on alleviating distress caused by obsessive thoughts. Patients may or may not recognize that the obsessions and compulsions are unreasonable, and these thoughts and behaviors can become time-consuming and impair function.

[0052] OCD is generally treated with psychotherapy, medication or both. Cognitive behavior therapy (CBT), which teaches a person different ways of thinking, behaving, and reacting to situations that help him or her to feel less anxious or fearful without having obsessive thoughts or acting compulsively (cognitive restructuring and exposure response prevention). However, CBT takes effort and practice to learn healthy ways to cope with anxiety. Medications may also be prescribed to treat OCD. The most commonly prescribed medications are anti-anxiety medications and anti-depressants. Anti-anxiety medications begin working right away, but should not be taken for long periods of time. Anti-depressants may take 10 to 12 weeks to start working and can cause side effects such as headache, nausea, sleep disturbance, and reduced libido. Atypical anti-psychotics may also be prescribed. It is not unusual for OCD patients to have to try several medications before finding one that controls OCD symptoms.

[0053] However, even when OCD is appropriately diagnosed and treated, many OCD patients are "treatment-resistant" or "treatment-refractory" and do not adequately respond to standard therapies. An estimated 10% to 40% of OCD patients are treatment-refractory (Bystritsky, Mol. Psychiatry 11:805-814). Treatment resistance generally refers to a lack of sufficient improvement despite multiple adequate and appropriate treatment trials. For mood disorders,

it may be defined by failure to remit or respond clinically (50% reduction in symptoms) despite ≥ 2 adequate antidepressant trials or failure to respond clinically despite adequate medication trials across several neurotransmitter classes. Pallanti and Quercioli (Neuropsychopharmacol. Biol. Psychiatry 30:400-412) proposed categorizing obsessive-compulsive disorder treatment response into several stages along a spectrum, ranging from complete recovery (or remission) to full or partial response to non-response (or completely refractory). Whichever definition is used, patients with treatment resistance in anxiety disorders experience minimal restoration of function despite several appropriate treatment exposures. Factors that contribute to treatment resistance in OCD include, but are not limited to, disease severity, medical comorbidity, psychiatric comorbidity, treatment noncompliance, cultural factors, childhood stressors, long-term persistent stressors, life stage, and limitations of clinician/health system (Khalsa et al., Curr. Psychiatry, 2011, 10:45-52). Invasive therapies, including some that are irreversible, such as electroconvulsive therapy, vagal nerve stimulation, repetitive transcranial magnetic stimulation, and surgical methods, are reserved for patients with the strongest treatment resistance. More effective treatments are therefore needed to treat the symptoms associated with treatment refractory OCD.

[0054] Lesch-Nyhan syndrome is characterized by neurologic dysfunction, cognitive and behavioral disturbances, and uric acid overproduction and has a prevalence of 1:380,000. Patients with this syndrome suffer from cognitive deficits, movement disorders, and self-injurious behavior. The most common presenting feature of Lesch-Nyhan syndrome is developmental delay during the first year of life; hypotonia and delayed motor skills are usually evident by age 3-6 months. Children with Lesch-Nyhan syndrome typically fail to sit, crawl, and walk, and are ultimately confined to a wheelchair. Even with effective management of symptoms, most affected individuals survive only into their second or third decade.

[0055] Lesch-Nyhan syndrome is inherited in an X-linked recessive pattern and is caused by deficiency of the enzyme hypoxanthine-guanine phosphoribosyltransferase (HPRT) that catalyzes the conversion of hypoxanthine to inosine monophosphate (inosinic acid, IMP) and guanine to guanine monophosphate (guanylic acid, GMP) in the presence of phosphoribosyl pyrophosphate. To treat hyperuricemia and thereby reduce the risk for nephrolithiasis, urate nephropathy, gouty arthritis, and tophi, overproduction of uric acid is controlled with allopurinol, which blocks the metabolism of hypoxanthine and xanthine into uric acid catalyzed by xanthine oxidase.

[0056] Agitation in Alzheimer's disease refers to a cluster of several behavioral symptoms associated with the disease. Agitation develops as the disease progresses and occurs in addition to cognitive loss. The cluster of symptoms includes anxiety, depression, irritability, and motor restlessness (such as pacing, wandering, constant movement). Other symptoms that may occur include sleep disturbances, delusions, hallucinations, compulsive behaviors, aggression, and general emotional distress. Agitation may occur in as many as half of all individuals with Alzheimer's disease. Agitation is associated with patients who have a poor quality of life, deteriorating family relationships and professional caregivers, ultimately leading to admission to a residential care facility.

[0057] Fragile X syndrome (also called Martin-Bell syndrome) is a genetic condition that causes a range of developmental problems including learning disabilities and cognitive impairment. Usually, males are more severely affected by this disorder than females. Fragile X syndrome is inherited in an X-linked dominant pattern. Fragile X syndrome occurs in approximately 1 in 4,000 males and 1 in 8,000 females. This syndrome is caused by loss of the fragile X mental retardation protein (FMRP), generally due to transcriptional silencing from a CGG repeat expansion in the 5' untranslated region of the *FMR1* gene (see, e.g., Verkerk et al., Cell 65:905-14 (1991)).

[0058] Affected individuals usually have delayed development of speech and language by the age of 2 years. Most males with Fragile X syndrome have mild to moderate intellectual disability, while about one-third of affected females are intellectually disabled. Children with Fragile X syndrome may also exhibit behavioral problems, including anxiety, attentional deficits, anxiety, and hyperactive behaviors, such as fidgeting or impulsive actions. Children with Fragile X syndrome and who have attentional deficits may be diagnosed with attention deficit disorder (ADD), which includes an impaired ability to maintain attention and difficulty focusing on specific tasks. About one-third of individuals with Fragile X syndrome have features of autism spectrum disorders that affect communication and social interaction, for example, anxiety and repetitive, stereotyped behaviors (*i.e.*, stereotypies). Seizures occur in about 15 percent of males and about 5 percent of females with this syndrome.

[0059] The CGG repeat expansion in patients with Fragile X syndrome occurs more than 200 times. When the repeat expansion occurs to a lesser degree (*i.e.*, between about 50-200 times), an *FMR1* gene permutation occurs and FMRP is produced to some degree. *FMR1* gene permutation may result in another genetic condition called Fragile X-associated tremor-ataxia syndrome (FXTAS). FXTAS is characterized by movement difficulties and cognition problems. FXTAS is a late-onset disorder, usually occurring after age 50; symptoms worsen with age. This condition also affects males more frequently and severely than females with about 1 in 3000 men affected.

[0060] Characteristics of FXTAS include problems with coordination and balance (ataxia) and intention tremor, which is trembling or shaking of a limb when the affected individual is trying to perform a voluntary movement, such as reaching for an object. Most often, intention tremors develop first, followed a few years later by ataxia. Not all persons with FXTAS have both features. Many affected individuals develop other movement problems, such as parkinsonism, which includes tremors when not moving (resting tremor), rigidity, and unusually slow movement (bradykinesia). In addition, affected individuals may have reduced sensation, numbness or tingling, pain, or muscle weakness in the lower limbs. Some people with FXTAS experience problems with the autonomic nervous system, leading to the inability to control the bladder or bowel.

[0061] Women who have a pre-mutation in their *FMR1* gene are at higher risk for primary ovarian insufficiency (Fragile X-Associated Primary Ovarian Insufficiency) and are at higher risk

for having children who have Fragile X syndrome. Fragile X-Associated Primary Ovarian Insufficiency is a cause of infertility and early menopause.

[0062] No uniformly effective intervention for managing the neurobehavioral aspects of Fragile X syndrome or FXTAS exists. More effective treatments are therefore needed to manage the conditions associated with these genetic diseases.

[0063] Autism spectrum disorder (ASD) is a range of complex neurodevelopment disorders, characterized by social impairments; communication difficulties; and restricted, repetitive, and stereotyped patterns of behavior (stereotypies). Autistic disorder, sometimes called autism or classical ASD, is the most severe form of ASD. Other conditions include a milder form known as Asperger syndrome, childhood disintegrative disorder, pervasive developmental disorder, which is not otherwise specified (usually referred to as PDD-NOS). Although ASD varies significantly in character and severity, it occurs in all ethnic and socioeconomic groups and affects every age group. Based on current data, experts estimate that about one of 70 children who are age eight will have an ASD. Males are four-five times more likely to have an ASD than females. The hallmark feature of ASD is impaired social interaction. Many children with an ASD engage in repetitive movements, such as rocking and twirling, or exhibit self-abusive behavior, such as biting or head-banging.

[0064] Depression is a common feature of mental illness, whatever its nature and origin. A person with a history of any serious psychiatric disorder has almost as high a chance of developing major depression as someone who has had major depression itself in the past. About 20% of the U.S. population reports at least one depressive symptom in a given month, and 12% report two or more in a year. Mood disorders represent a category of mental disorders in which the underlying problem primarily affects a person's persistent emotional state (their mood). Bipolar disorder is less common, occurring at a rate of 1% in the general population, but some believe the diagnosis is often overlooked because manic elation is too rarely reported as an illness. Bipolar disorder is an illness involving one or more episodes of serious mania and depression. Sometimes a person might only experience symptoms of mania. If a person only experiences feelings of sadness, this is considered depression. During episodes of bipolar disorder, a person's mood can swing from excessively "high" and/or irritable to sad and hopeless, with periods of a normal mood in between.

[0065] Major depressive disorder is one of the most common mental illnesses. Depression causes people to lose pleasure from daily life, can complicate other medical conditions, and can even be serious enough to lead to suicide. Depression can occur to anyone, at any age, and to people of any race or ethnic group. Depression is usually treated with medications, psychotherapy, or a combination of the two. Medications for major depressive disorder fall in multiple drug classes, including tricyclic antidepressants, monoamine oxidase inhibitors, selective serotonin reuptake inhibitors, and atypical antidepressants. However, most antidepressants require at least 4-6 weeks for onset of effectiveness, and many antidepressants have unpleasant side effects. Moreover, as many as two-thirds of patients with depression experience treatment failure with the first antidepressant, and up to a third of

patients with depression don't respond to several attempts at treatment. Given the unpleasant and potentially severe side effects associated with these medications, a need exists to develop new therapeutics for treating depression in mood disorders and their related symptoms.

[0066] Rett syndrome (RTT), originally termed cerebrotrophic hyperammonemia, is a rare genetic postnatal neurological disorder of the grey matter of the brain that affects both females and male patients, with predominance of female ones. Rett syndrome causes problems in brain function that are responsible for cognitive, sensory, emotional, motor, and autonomic function. Most frequent problems that occur include those involving learning, speech, sensory sensations, mood, movement, breathing, cardiac function, chewing, swallowing, and digestion. It is characterized by normal early growth and development followed by a slowing of development, loss of purposeful use of the hands, distinctive hand movements, slowed brain and head growth, problems with walking, seizures, and intellectual disability. In particular, repetitive stereotyped hand movements, such as wringing and/or repeatedly putting hands into the mouth, are usual symptoms. Apraxia - the inability to perform motor functions - is perhaps the most severely disabling feature of Rett syndrome, interfering with every body movement, including eye gaze and speech. Children with Rett syndrome often exhibit autistic-like behaviors in the early stages (http://www.ninds.nih.gov/disorders/rett/detail_rett.htm).

[0067] Nearly all cases of Rett syndrome are caused by a mutation in the methyl CpG binding protein 2, or MECP2 gene. The MECP2 gene contains instructions for the synthesis of a protein called methyl cytosine binding protein 2 (MeCP2), which is needed for brain development and acts as one of the many biochemical switches that can either increase gene expression or tell other genes when to turn off and stop producing their own unique proteins. Because the MECP2 gene does not function properly in individuals with Rett syndrome, insufficient amounts or structurally abnormal forms of the protein are produced and can cause other genes to be abnormally expressed. However, not everyone who has an MECP2 mutation has Rett syndrome. Although Rett syndrome is a genetic disorder, less than 1 percent of recorded cases are inherited or passed from one generation to the next. Most cases are spontaneous, which means the mutation occurs randomly. Rett syndrome is estimated to affect one in every 10,000 to 15,000 live female births and in all racial and ethnic groups worldwide.

[0068] Chorea-acanthocytosis (ChAc) is a neurological disorder that affects movements in many parts of the body. Chorea refers to the involuntary jerking movements made by people with this disorder. People with this condition also have abnormal star-shaped red blood cells (acanthocytosis). This disorder is one of a group of conditions called neuroacanthocytoses that involve neurological problems and abnormal red blood cells. Clinically is characterized by a Huntington disease-like phenotype with progressive neurological symptoms including movement disorders, psychiatric manifestations and cognitive disturbances. Chorea may also be associated with Huntington's disease, and the methods and compositions provided herein may be employed to treat the same.

[0069] Prevalence and incidence of chorea-acanthocytosis are not known, but it is estimated that there are around 1,000 cases worldwide. Onset is in early adulthood and the initial

presentation is often subtle cognitive or psychiatric symptoms. During the course of the disease, most patients develop a characteristic phenotype including chorea. Most patients develop generalized chorea and some degree of parkinsonism. Impairment of memory and executive functions is frequent. Psychiatric manifestations are common and may present as schizophrenia-like psychosis or obsessive compulsive disorder (OCD). Chorea-acanthocytosis usually progresses slowly over 15-30 years, but sudden death, presumably caused by seizures or autonomic involvement, may occur.

[0070] Chorea-acanthocytosis is caused by various mutations in the VPS13A gene coding for chorein. No obvious genotype-phenotype correlations have been observed. This condition is inherited in an autosomal recessive pattern, which means both copies of the gene in each cell have mutations. The parents of an individual with an autosomal recessive condition each carry one copy of the mutated gene, but they typically do not show signs and symptoms of the condition.

[0071] As used herein, "22q11.2 Deletion Syndrome (22q11.2 DS) is also known as Velocardiofacial syndrome ("VCFS"), DiGeorge syndrome, CATCH 22 and less often referred to as DiGeorge sequence, Microdeletion 22q11.2, Monosomy 22q11, Conotruncal anomaly face syndrome, Sedlačková syndrome, Shprintzen syndrome, Takao syndrome, or Cayler cardiofacial syndrome. It is an autosomal dominant genetic condition that arises from the deletion of genes on chromosome 22 at band q11.2. Approximately 90% of individuals with VCFS have a 3 Mb deletion with the deletion of two genes, COMT and TBX1, being specifically associated with VCFS. Only ~10% of individuals have a smaller 1.5 Mb deletion, which also typically includes the deletion of TBX1 and COMT. However, not all genes related to VCFS have been identified.

[0072] As used herein, "COMT" is a key enzyme for regulating catechol compounds, including dopamine, epinephrine and norepinephrine. Individuals with VCFS have approximately 50% less COMT mRNA, COMT protein expression, and enzyme activity compared to normal subjects. The characteristic behavioral manifestations of VCFS may be related to dopamine dysregulation resulting from COMT haploinsufficiency. However, that can be compounded by the presence of a low-activity COMT allele, leading to further dysregulation in patients with VCFS. COMT contains a common functional polymorphism, Val158Met (rs4680), which leads to alterations in enzyme activity. Individuals with VCFS who have a single copy of the Met allele have markedly low COMT activity. Compared with VCFS adults carrying the COMT Val allele, those carrying the Met allele tend to have increased risk for psychotic disorders, other neuropsychiatric syndromes, and have more severe cognitive deficits.

[0073] Accordingly, described herein are methods for treating a hyperkinetic movement disorder in a subject in need thereof by administering to the patient a therapeutically effective amount of the solid drug form of valbenazine or valbenazine ditosylate. In one embodiment, the hyperkinetic movement disorder is tardive dyskinesia, Tourette's syndrome, Huntington's disease, chorea associated with Huntington's disease, or tics. In other embodiments, the hyperkinetic movement disorder is ataxia, chorea, dystonia, hemifacial spasm, myoclonus,

restless leg syndrome, or tremors.

[0074] Also described herein are methods for treating a neurological and/or psychiatric diseases and disorders in a subject in need thereof by administering to the patient a therapeutically effective amount of the solid drug form of valbenazine or valbenazine ditosylate. In one embodiment, the neurological and/or psychiatric disease or disorder is hyperkinetic movement disorder, mood disorder, bipolar disorder, schizophrenia, schizoaffective disorder, mania in mood disorder, depression in mood disorder, treatment-refractory obsessive compulsive disorder, neurological dysfunction associated with Lesch-Nyhan syndrome, agitation associated with Alzheimer's disease, Fragile X syndrome or Fragile X-associated tremor-ataxia syndrome, autism spectrum disorder, Rett syndrome, or chorea-acanthocytosis.

[0075] As used herein, "subject" means a mammal, including a human. The term "patient" is used synonymously with "subject" within this disclosure.

[0076] As used herein, the phrase term "therapeutically effective amount" refers to an amount of a therapeutic agent to treat, ameliorate, or prevent a disease or condition, or to exhibit a detectable therapeutic or preventative effect. The effect is detected by, for example, a reduction in tumor size. The effect is also detected by, for example, chemical markers, steroid levels, or antigen levels. Therapeutic effects also include reduction in physical symptoms, such as decreased body temperature. The precise effective amount for a subject will depend upon the subject's size and health, the nature and extent of the condition, the therapeutics or combination of therapeutics selected for administration, and other variables known to those of skill in the art. The effective amount for a given situation is determined by routine experimentation and is within the judgment of the clinician.

[0077] As used herein, "treatment" includes therapeutic applications to slow or stop progression of a disorder, prophylactic application to prevent development of a disorder, and/or reversal of a disorder. Reversal of a disorder differs from a therapeutic application which slows or stops a disorder in that with a method of reversing, not only is progression of a disorder completely stopped, cellular behavior is moved to some degree, toward a normal state that would be observed in the absence of the disorder.

[0078] As used herein, "capsule size" or "capsule size number" refers to the internationally accepted numbering system for capsule sizes used in approved U.S. drug products, as shown in Table 1 below.

Table 1

Capsule Size	000	00E	00	0E	0	1	2	3	4	5
Empty Capsule Volume Capacity (ml)										
Capacity	1.37	1.00	0.90	0.78	0.68	0.48	0.36	0.27	0.20	0.13
Empty Capsule Overall Closed Length										
(mm)	26.1	25.3	23.4	23.5	21.6	19.4	17.6	15.7	14.3	11.1

Empty Capsule Overall Closed Length										
Tolerance (mm)	±0.3	±0.3	±0.3	±0.3	±0.3	±0.3	±0.3	±0.3	±0.3	±0.4
Empty Capsule Individual Lengths (Cap)										
Cap (mm)	12.95	12.95	11.80	11.68	10.85	9.85	8.80	8.00	7.20	6.20
Tolerance	±0.35	±0.35	±0.35	±0.35	±0.35	±0.35	±0.35	±0.35	±0.35	±0.29
Empty Capsule Individual Lengths (Body)										
Body (mm)	22.20	22.20	20.22	20.19	18.35	16.40	15.15	13.45	12.10	9.30
Tolerance	±0.35	±0.35	±0.35	±0.35	±0.35	±0.35	±0.35	±0.35	±0.35	±0.29
Empty Capsule External Diameter										
Cap (mm)	9.91	8.58	8.56	7.65	7.64	6.96	6.39	5.85	5.33	4.91
Body (mm)	9.55	8.25	8.23	7.36	7.35	6.63	6.12	5.6	5.08	4.68

[0079] As used herein, "blend uniformity" refers to the homogeneity of a solid and can represent either one sample or the average of more than one sample.

[0080] As used herein, "content uniformity" refers to the homogeneity of the valbenazine content among unit dosage forms, e.g. capsules, after formulation.

[0081] As used herein, "stratified sampling" refers to a process of selecting units deliberately from various locations within a lot or batch or from various phases or periods of a process to obtain a sample. In some embodiments, stratified sampling of the blend and dosage units specifically targets locations either in the blender or throughout the compression/filling operation, which have a higher risk of producing failing content uniformity results.

[0082] In various embodiments a solid pharmaceutical composition is provided of valbenazine, or a pharmaceutically acceptable salt thereof, silicified microcrystalline cellulose, isomalt, hydroxypropyl methylcellulose, partially pregelatinized maize starch, and magnesium stearate. In one embodiment, the pharmaceutically acceptable salt is valbenazine ditosylate.

[0083] In various embodiments, valbenazine, or a pharmaceutically acceptable salt thereof, is present in the solid pharmaceutical composition at a level ranging from about 20-160 mg as measured as the free base. In one embodiment, valbenazine, or a pharmaceutically acceptable salt thereof, is present at a level of about 20 mg as measured as the free base. In one embodiment, valbenazine, or a pharmaceutically acceptable salt thereof, is present at a level of about 40 mg as measured as the free base. In one embodiment, valbenazine, or a pharmaceutically acceptable salt thereof, is present at a level of about 60 mg as measured as the free base. In one embodiment, valbenazine, or a pharmaceutically acceptable salt thereof, is present at a level of about 80 mg as measured as the free base. In one embodiment, valbenazine, or a pharmaceutically acceptable salt thereof, is present at a level of about 100

mg as measured as the free base. In one embodiment, valbenazine, or a pharmaceutically acceptable salt thereof, is present at a level of about 120 mg as measured as the free base. In one embodiment, valbenazine, or a pharmaceutically acceptable salt thereof, is present at a level of about 140 mg as measured as the free base. In one embodiment, valbenazine, or a pharmaceutically acceptable salt thereof, is present at a level of about 160 mg as measured as the free base.

[0084] In one embodiment, valbenazine ditosylate is present in a unit dosage form of a solid pharmaceutical composition at a level of at least 30% by weight of the total weight of the unit dosage form. In one embodiment, valbenazine ditosylate is present at a level of at least 35% by weight of the total weight of the unit dosage form. In one embodiment, valbenazine ditosylate is present at a level of at least 38% by weight of the total weight of the unit dosage form. In one embodiment, valbenazine ditosylate is present at a level of at least 40% by weight of the total weight of the unit dosage form. In one embodiment, valbenazine ditosylate is present at a level of at least 45% by weight of the total weight of the unit dosage form.

[0085] In one embodiment, a solid pharmaceutical composition of valbenazine, or a pharmaceutically acceptable salt thereof, is provided where the solid pharmaceutical composition is in unit dosage form suitable for oral administration. In one embodiment, the unit dosage form is formulated for dosing once daily. In another embodiment, the unit dosage form is formulated for dosing twice, three times, or four times daily.

[0086] In one embodiment, a unit dosage form of a solid pharmaceutical composition of valbenazine, or a pharmaceutically acceptable salt thereof, as presented herein, is provided where the unit dosage form is in capsule form. In one embodiment, the unit dosage form is an oral dosage product. In one embodiment, the capsule is size 0 or smaller. In one embodiment, the capsule is size 1 or smaller. In one embodiment, the capsule is size 2 or smaller. In one embodiment, the capsule is size 3 or smaller.

[0087] In one embodiment, the unit dosage form capsule of the solid pharmaceutical composition of valbenazine, or a pharmaceutically acceptable salt thereof, as presented herein, has at least 80% dissolution at 30 minutes in a USP Paddle Dissolution Method 2 apparatus and 0.1 N HCl medium.

[0088] In another embodiment, the solid pharmaceutical composition of valbenazine or valbenazine ditosylate as presented herein has a bulk density of at least about 0.5 mg/mL. In another embodiment, the solid pharmaceutical composition of valbenazine or valbenazine ditosylate as presented herein has a tapped density of at least about 0.6 mg/mL. In another embodiment, valbenazine ditosylate in the solid pharmaceutical composition has a d(0.9) particle size distribution less than 100 μ m.

[0089] In another embodiment, a unit dosage form of a pharmaceutical composition is provided having a capsule of size 1 or smaller and at least 80 mg of valbenazine, or a pharmaceutically acceptable salt thereof, as measured as the free base. In another

embodiment, the valbenazine 80 mg unit dosage form has a capsule of size 2 or smaller. In another embodiment, the valbenazine 80 mg unit dosage form has a capsule of size 3 or smaller.

[0090] In another embodiment, a unit dosage form of a pharmaceutical composition is provided having a capsule of size 2 or smaller and at least 20 mg of valbenazine, or a pharmaceutically acceptable salt thereof, as measured as the free base. In another embodiment, the valbenazine 20 mg unit dosage form has a capsule of size 3 or smaller.

[0091] In another embodiment, a unit dosage form of a pharmaceutical composition is provided having a capsule of size 2 or smaller and at least 40 mg of valbenazine, or a pharmaceutically acceptable salt thereof, as measured as the free base. In another embodiment, the valbenazine 40 mg unit dosage form has a capsule of size 3 or smaller.

[0092] In one embodiment, a unit dosage form of a pharmaceutical composition is provided having a capsule of size 0 or smaller and at least 120 mg of valbenazine, or a pharmaceutically acceptable salt thereof, as measured as the free base. In another embodiment, the valbenazine 120 mg unit dosage form has a capsule of size 1 or smaller. In another embodiment, the valbenazine 80 mg unit dosage form has a capsule of size 2 or smaller.

[0093] In another embodiment, a unit dosage form of a pharmaceutical composition is provided with valbenazine ditosylate having a w/w% of at least 35%. In another embodiment, the valbenazine ditosylate has a w/w% of at least 38%. In another embodiment, the valbenazine ditosylate has a w/w% of at least 40%. In another embodiment, the unit dosage form further comprises silicified microcrystalline cellulose, isomalt, hydroxypropyl methylcellulose, partially pregelatinized maize starch, and magnesium stearate.

[0094] In one embodiment, a unit dosage form of a pharmaceutical composition is provided with valbenazine ditosylate having a w/w% of about 40%, silicified microcrystalline cellulose having a w/w% of about 25%, isomalt having a w/w% of about 20%, hydroxypropyl methylcellulose having a w/w% of about 5%, partially pregelatinized maize starch having a w/w% of about 7.5%, and magnesium stearate having a w/w% of about 2.5%.

[0095] Also provided is a unit dosage form comprising a solid composition described herein.

[0096] In some embodiments, the unit dosage form has an average stratified content uniformity of between about 99% and about 100% with a standard deviation of the mean of less than about 3.5%.

[0097] In some embodiments, the unit dosage form has an average stratified content uniformity of between about 99% and about 100% with a standard error of the mean of less than about 3.5%.

[0098] Also described herein is a method of orally administering a unit dosage form

valbenazine or valbenazine ditosylate to a subject in need thereof. In some embodiments, the subject has a neurological or psychiatric disease or disorder. In one embodiment, the subject has a hyperkinetic movement disorder. In another embodiment, the hyperkinetic movement disorder is tardive dyskinesia, Tourette's syndrome, Huntington's disease, or tics.

[0099] In some embodiments, the hyperkinetic movement disorder is tardive dyskinesia. In some embodiments, the hyperkinetic movement disorder is Tourette's syndrome. In some embodiments, the hyperkinetic movement disorder is Huntington's disease. In some embodiments, the hyperkinetic movement disorder is tics.

[0100] In some embodiments, the hyperkinetic movement disorder is chorea associated with Huntington's disease. In some embodiments, the hyperkinetic movement disorder is ataxia, chorea, dystonia, Huntington's disease, myoclonus, restless leg syndrome, or tremors.

[0101] In some embodiments, the patient has been determined to have 22q11.2 deletion syndrome. In some embodiments, the patient is predisposed to developing a psychiatric disorder due to the patient having 22q11.2 deletion syndrome. In some embodiments, the patient has been determined to have COMT haploinsufficiency. In some embodiments, the patient is predisposed to developing a psychiatric disorder due to the patient having COMT haploinsufficiency.

[0102] In some embodiments, the neurological or psychiatric disease or disorder is a hyperkinetic movement disorder, mood disorder, bipolar disorder, schizophrenia, schizoaffective disorder, mania in mood disorder, depression in mood disorder, treatment-refractory obsessive compulsive disorder, neurological dysfunction associated with Lesch-Nyhan syndrome, agitation associated with Alzheimer's disease, Fragile X syndrome or Fragile X-associated tremor-ataxia syndrome, autism spectrum disorder, Rett syndrome, or chorea-acanthocytosis.

[0103] Also described herein is a method for treating a hyperkinetic movement disorder in a patient in need thereof by administering to the patient a therapeutically effective amount of the solid drug form of valbenazine or valbenazine ditosylate, as presented herein. In another embodiment, the hyperkinetic movement disorder is tardive dyskinesia, Tourette's syndrome, Huntington's disease, or tics.

[0104] Also provided is a unit dosage form, as described herein, for use in a method of treating a neurological or psychiatric disease or disorder of a patient in need thereof.

[0105] In the practice of the methods disclosed herein, valbenazine or pharmaceutically acceptable salt thereof may be administered to the patient for a first period of time followed by a second period of time, wherein valbenazine or pharmaceutically acceptable salt is administered at a lower level during the first period of time than the second period of time. The first period of time may be, for example, days, weeks or months. In one embodiment, the first period of time is one week. When administered daily in oral unit dosage form, valbenazine or

pharmaceutically acceptable salt thereof may be present in a first unit dosage form at a level of about 40 mg as measured as the free base. Following a period of time, such as one week, a second daily oral unit dosage form may then be administered. For example, valbenazine or pharmaceutically acceptable salt thereof may be present in the second unit dosage form at a level of about 80 mg as measured as the free base.

[0106] Also described herein (but not encompassed by the wording of the claims) is a kit with a plurality of oral unit dosage forms of a solid pharmaceutical composition of valbenazine or valbenazine ditosylate in combination with instructions for administration.

[0107] Also described herein (but not encompassed by the wording of the claims) is a kit with a plurality of oral unit dosage forms of a solid composition of valbenazine or valbenazine ditosylate in combination with instructions for administration.

[0108] Also described herein (but not encompassed by the wording of the claims) is a method for producing a unit dosage form of valbenazine ditosylate is provided according to Figure 1.

[0109] Also described herein (but not encompassed by the wording of the claims) is a process for preparing a solid composition of valbenazine, or a pharmaceutically acceptable salt thereof, wherein the process comprises:

1. a) subjecting a blend of valbenazine, or a pharmaceutically acceptable salt thereof, at least one water insoluble filler, and at least one water soluble diluent to comminution;
2. b) blending the product of step a) with at least one binder and at least one disintegrant;
3. c) determining the blend uniformity of the product of step b); and
4. d) blending the product of step b) with at least one lubricant only if the blend uniformity satisfies a predetermined criteria to produce a solid pharmaceutical composition of valbenazine, or a pharmaceutically acceptable salt thereof.

[0110] In some embodiments, the process further comprises the steps of:

e) determining density and/or particle size distribution of the product of step d); and f) subjecting the product of step d) to dry granulation to produce granules of valbenazine, or a pharmaceutically acceptable salt thereof, only if the density and/or particle size distribution satisfies a predetermined criteria.

[0111] In some embodiments, the process further comprises the steps of:

g) determining density and/or particle size distribution of the product of step f); and h) blending the granules of step f) with at least one lubricant only if the density and/or particle size distribution satisfies a predetermined criteria.

[0112] In some embodiments, the process further comprises the steps of:

i) determining density and/or blend uniformity of the product of step h); and j) encapsulating the product of step h) to produce a unit dosage form comprising valbenazine, or a

pharmaceutically acceptable salt thereof, only if the density and/or blend uniformity satisfies a predetermined criteria.

[0113] In some embodiments, the process further comprises the step of: determining the disintegration and/or content uniformity of the unit dosage form.

[0114] Methods for determining disintegration, content uniformity, density, particle size distribution, and blend uniformity are known in the art, including the methods described in U.S. Pharmacopeia ("USP") 905 (Uniformity of Dosage Units (2016)); USP 711 (Dissolution (2011)); USP 616 (Bulk Density and Tapped Density of Powders (2015)); USP 429 (Light Diffraction Measurement of Particle Size (2016)); and USP 701 (Disintegration (2016)).

[0115] Also described herein (but not encompassed by the wording of the claims) is a process for preparing a unit dosage form comprising valbenazine, or a pharmaceutically acceptable salt thereof, wherein the process comprises: encapsulating solid composition as described herein, to produce the unit dosage form comprising valbenazine, or a pharmaceutically acceptable salt thereof.

[0116] Also described herein (but not encompassed by the wording of the claims) is a process for preparing a unit dosage form comprising valbenazine, or a pharmaceutically acceptable salt thereof, wherein the process comprises: encapsulating a lubricated blend to produce a solid composition comprising valbenazine, or a pharmaceutically acceptable salt thereof, wherein the lubricated blend comprises granules of valbenazine, or a pharmaceutically acceptable salt thereof, and at least one lubricant.

[0117] In some embodiments, the lubricated blend is prepared by a process comprising the steps of: blending at least one lubricant with granules of valbenazine, or a pharmaceutically acceptable salt thereof, to produce a lubricated blend.

[0118] In some embodiments, the granules of valbenazine, or a pharmaceutically acceptable salt thereof, is prepared by a process comprising the steps of: dry granulating a blend to produce granules of valbenazine, or a pharmaceutically acceptable salt thereof. In some embodiments, dry granulating a blend comprises gravity feeding the blend through the roller compactor.

[0119] In some embodiments, the blend is prepared by a process comprising the steps of: blending at least one lubricant with an intragranular blend to produce the blend.

[0120] In some embodiments, the intragranular blend is prepared by a process comprising blending a pre-blend with at least one disintegrant and at least one binder to produce the intragranular blend.

[0121] In some embodiments, the pre-blend is prepared by a process comprising the steps of: blending valbenazine, or a pharmaceutically acceptable salt thereof, with at least one water-

insoluble filler and at least one water soluble diluent to produce the pre-blend.

[0122] Also described herein (but not encompassed by the wording of the claims) is a process for preparing a unit dosage form comprising valbenazine, or a pharmaceutically acceptable salt thereof, wherein the process comprises:

preparing a dispersion of valbenazine, or a pharmaceutically acceptable salt thereof, in at least one water-insoluble filler and at least one water soluble diluent to produce a pre-blend;

blending the pre-blend with one or more excipients to produce a blend;

granulating the blend to produce a granulated blend;

optionally blending the granulated blend with one or more excipients to produce a lubricated blend; and

encapsulating the lubricated blend.

[0123] Also provided is a unit dosage form comprising valbenazine, or a pharmaceutically acceptable salt thereof, prepared by any of the processes described herein.

[0124] Also provided is a solid composition of valbenazine, or a pharmaceutically acceptable salt thereof, and at least one pharmaceutically acceptable excipient, wherein the solid composition has a bulk density of at least about 0.5 mg/mL.

[0125] Also provided is a solid composition of valbenazine, or a pharmaceutically acceptable salt thereof, and at least one pharmaceutically acceptable excipient, wherein the solid composition has a tapped density of at least about 0.6 mg/mL.

[0126] Also provided is a solid composition of valbenazine, or a pharmaceutically acceptable salt thereof, and at least one pharmaceutically acceptable excipient, wherein the solid composition has a d(0.9) particle size distribution less than 100 μm .

[0127] Also provided is a solid composition of valbenazine, or a pharmaceutically acceptable salt thereof, and at least one pharmaceutically acceptable excipient, wherein the solid composition has a blend uniformity between about 90% and about 110% with a relative standard deviation of the blend uniformity of less than about 2%. In some embodiments, the solid composition has a blend uniformity between about 95% and about 105% with a relative standard deviation of the blend uniformity of less than about 2%.

[0128] Also provided is a solid composition of valbenazine, or a pharmaceutically acceptable salt thereof, and at least one pharmaceutically acceptable excipient, wherein the solid composition has a blend uniformity between about 90% and about 110% with a standard deviation of the blend uniformity of less than about 2%. In some embodiments, the solid

composition has a blend uniformity between about 95% and about 105% with a standard deviation of the blend uniformity of less than about 2%.

[0129] In some embodiments, the valbenazine, or a pharmaceutically acceptable salt thereof, is present at a level ranging from about 20-160 mg as measured as the free base. In some embodiments, the valbenazine, or a pharmaceutically acceptable salt thereof, is present at a level of about 20 mg as measured as the free base. In some embodiments, the valbenazine, or a pharmaceutically acceptable salt thereof, is present at a level of about 40 mg as measured as the free base. In some embodiments, the valbenazine, or a pharmaceutically acceptable salt thereof, is present at a level of about 60 mg as measured as the free base. In some embodiments, the valbenazine, or a pharmaceutically acceptable salt thereof, is present at a level of about 80 mg as measured as the free base. In some embodiments, the valbenazine, or a pharmaceutically acceptable salt thereof, is present at a level of about 120 mg as measured as the free base. In some embodiments, the valbenazine, or a pharmaceutically acceptable salt thereof, is present at a level of about 160 mg as measured as the free base.

[0130] In some embodiments, the solid composition comprises valbenazine, or a pharmaceutically acceptable salt thereof, as measured by the free base, at a level of at least about 35% w/w. In some embodiments, the solid composition comprises valbenazine, or a pharmaceutically acceptable salt thereof, as measured by the free base, at a level of at least about 38% w/w. In some embodiments, the solid composition comprises valbenazine, or a pharmaceutically acceptable salt thereof, as measured by the free base, at a level of at least about 40% w/w. In some embodiments, the solid composition comprises valbenazine, or a pharmaceutically acceptable salt thereof, as measured by the free base, at a level of at least about 45% w/w. In some embodiments, the solid composition comprises valbenazine, or a pharmaceutically acceptable salt thereof, as measured by the free base, at a level of about 40% w/w.

[0131] In some embodiments, the pharmaceutically acceptable salt of valbenazine is a tosylate salt. In some embodiments, the pharmaceutically acceptable salt of valbenazine is valbenazine ditosylate.

[0132] In some embodiments, the solid composition comprises granules of the valbenazine, or a pharmaceutically acceptable salt thereof, and the at least one pharmaceutically acceptable excipient. In some embodiments, the granules are prepared by dry granulation. In some embodiments, the granules are prepared by roller compaction.

[0133] In some embodiments, the solid composition comprises a blend of the granules of valbenazine, or a pharmaceutically acceptable salt thereof, and the at least one pharmaceutically acceptable excipient with at least one lubricant.

[0134] In some embodiments, the at least one pharmaceutically acceptable excipient is at least one lubricant. In some embodiments, the solid composition comprises at least one lubricant in an amount of between about 0.25% and about 5% w/w. In some embodiments, the solid

composition comprises at least one lubricant in an amount of about 2.5% w/w. In some embodiments, the at least one lubricant is chosen from magnesium stearate, calcium stearate, stearic acid, talc, starch, and fumed silica (silicon dioxide). In the present invention, the at least one lubricant is magnesium stearate.

[0135] In some embodiments, the at least one pharmaceutically acceptable excipient is at least one disintegrant. In some embodiments, the at least one disintegrant is present in an amount of between about 1% and about 10% w/w, such as between about 2% and about 9%, such as between about 3% and about 8%, such as between about 4% and about 8%, such as between about 5% and about 8%, such as between about 6% and about 8%, such as between about 7% and about 8%. In some embodiments, the at least one disintegrant is present in an amount of about 7.5% w/w. In some embodiments, the at least one disintegrant is chosen from starch, alginic acid, sodium starch glycolate, croscarmellose, crospovidone, cellulose, and acid-carbonate effervescent systems. In some embodiments, the at least one disintegrant is starch. In the present invention, the at least one disintegrant is partially pregelatinized maize starch.

[0136] In some embodiments, the at least one pharmaceutically acceptable excipient is at least one binder. In some embodiments, the at least binder is present in an amount of between about 0.5% and about 5% w/w, such as between about 2 and about 5%, such as between about 3% and about 5%, such as between about 4% and about 5%. In some embodiments, the at least binder is present in an amount of about 5% w/w. In some embodiments, the at least one binder is chosen from hypromellose, polyvinylpyrrolidone, natural gums (e.g. acacia gum), microcrystalline cellulose, methylcellulose, ethylcellulose, sucrose, starch, and gelatin. In the present invention, the at least one binder is hypromellose (also known as hydroxypropyl methylcellulose).

[0137] In some embodiments, the at least one pharmaceutically acceptable excipient is at least one water soluble diluent. In some embodiments, the at least one water soluble diluent is present in an amount of between about 20% and about 95% w/w, such as between about 20% and about 80%, such as between about 20% and about 60%, such as between about 20% and about 40%. In some embodiments, the at least one water soluble diluent is present in an amount of about 20% w/w. In some embodiments, the at least one water soluble diluent is chosen from lactose, mannitol, isomalt, sucrose, dextrose, and sorbitol. In the present invention, the at least one water soluble diluent is isomalt.

[0138] In some embodiments, the at least one pharmaceutically acceptable excipient is at least one water insoluble filler. In some embodiments, the at least one insoluble filler is present in an amount of between about 20% and about 95% w/w, such as between about 20% and about 80%, such as between about 20% and about 60%, such as been about 20% and about 40%. In some embodiments, the at least one insoluble filler is present in an amount of about 25% w/w. In some embodiments, the at least one water soluble filler is chosen from microcrystalline cellulose, starch, dicalcium phosphate dihydrate, and calcium carbonate. In some embodiments, the at least one water soluble filler is microcrystalline cellulose. In the present invention, the at least one water soluble filler is silicified microcrystalline cellulose.

[0139] In some embodiments, the solid composition is a solid pharmaceutical composition.

[0140] Also provided is an oral dosage product comprising the solid composition described herein.

[0141] Also provided is a unit dosage form prepared from a solid composition of valbenazine, or a pharmaceutically acceptable salt thereof, and at least one pharmaceutically acceptable excipient, wherein the solid composition has a bulk density of at least about 0.5 mg/mL.

[0142] Also provided is a unit dosage form prepared from a solid composition of valbenazine, or a pharmaceutically acceptable salt thereof, and at least one pharmaceutically acceptable excipient, wherein the solid composition has a tapped density of at least about 0.6 mg/mL.

[0143] Also provided is a unit dosage form prepared from a solid composition of valbenazine, or a pharmaceutically acceptable salt thereof, and at least one pharmaceutically acceptable excipient, wherein the solid composition has a d(0.9) particle size distribution less than 100 μm .

[0144] Also provided is a unit dosage form prepared from a solid composition of valbenazine, or a pharmaceutically acceptable salt thereof, and at least one pharmaceutically acceptable excipient, wherein the solid composition has a blend uniformity between about 90% and about 110% with a relative standard deviation of the blend uniformity of less than about 2%.

[0145] Also provided is a unit dosage form prepared from a solid composition of valbenazine, or a pharmaceutically acceptable salt thereof, and at least one pharmaceutically acceptable excipient, wherein the solid composition has a blend uniformity between about 90% and about 110% with a standard deviation of the blend uniformity of less than about 2%.

[0146] In one embodiment, a composition is provided of valbenazine, or a pharmaceutically acceptable salt thereof, silicified microcrystalline cellulose, isomalt, hydroxypropyl methylcellulose, partially pregelatinized maize starch, and magnesium stearate. In another embodiment, the composition has appropriate properties for unit dosage manufacture, including de-agglomeration, granule flow, blending, uniformity, compression, encapsulation characteristics, dry granulation parameters and granule characteristics.

[0147] Physical characteristics of the granules and a final lubricated blend include bulk and tapped densities, flowdex, and particle size distribution (PSD). In one embodiment, the composition has blend uniformity for final lubricated blends, encapsulation fill weight uniformity and dissolution profiles and content uniformity. Content and uniformity of dosage units is prepared by adequate de-agglomeration and subsequent dispersion of the drug substance in isomalt and silicified microcrystalline cellulose diluents. Improper processing parameters can result in poor granule flow and compressibility which can impact encapsulation.

[0148] Blending is performed in a controlled environment minimizing moisture exposure.

Inadequate blending can impact content and uniformity of dosage units. Over blending with hydrophobic magnesium stearate can impact dissolution.

[0149] Each and every process, method, composition, or use described herein optionally includes the limitation "wherein the oral dosage form is not a capsule comprising 80 mg valbenazine free base in combination with hypromellose, isomalt, magnesium stearate, pregelatinized starch, and silicified microcrystalline cellulose."

[0150] Each and every process, method, composition, or use described herein optionally includes the limitation "wherein the oral dosage form is not a capsule comprising 40 mg valbenazine free base in combination with colloidal silicon dioxide, magnesium stearate, mannitol, and pregelatinized starch."

[0151] Each and every process, method, composition, or use described herein optionally includes the limitation "wherein the oral dosage form is not a capsule comprising 80 mg valbenazine free base in combination with mannitol, partially pregelatinized maize starch, fumed silica, and magnesium stearate."

[0152] Each and every process, method, composition, or use described herein optionally includes the limitation "wherein the oral dosage form is not a capsule comprising 40 mg valbenazine free base in combination with mannitol, partially pregelatinized maize starch, fumed silica, and magnesium stearate."

EXAMPLES

EXAMPLE 1

Preparation of Capsule Containing 80mg Valbenazine

[0153] Capsules containing 80 mg valbenazine (measured as the free base) may be prepared according to the procedure set forth below, and the makeup of exemplary tablets are listed in Table 2. A flow diagram of the manufacturing process for Valbenazine Capsules, 80 mg, which comprises unit operations of low shear (tumble) blending, screening, roller compaction and encapsulation, is presented in Figure 1.

Table 2

Component	Quantity 80mg capsule		Function
	(mg/capsule)	%(w/w)	
Valbenazine ditosylate	145.80	40.0	Active
Silicified Microcrystalline Cellulose	91.25	25.0	Diluent

Component	Quantity 80mg capsule		Function
	(mg/capsule)	%(w/w)	
Isomalt	73.00	20.0	Diluent
Partially pregelatinized maize starch	27.38	7.5	Disintegrant
Hydroxypropyl Methylcellulose	18.25	5.0	Binder
Magnesium stearate	9.12	2.5	Lubricant
Total Capsule Fill Weight	364.80	100.00	-
Hard gelatin capsule - Size #1	1	-	Shell

[0154] Valbenazine ditosylate, silicified microcrystalline cellulose (USP), isomalt (USNF), partially pregelatinized maize starch (USNF), hydroxypropyl methylcellulose (USNF) and magnesium stearate (USNF) were weighed according to the amounts in Table 2.

Wallpapering:

[0155] Isomalt was transferred through a screening mill equipped with an 813 μm or equivalent round-hole screen to a tote bin for blending. The screened isomalt component was then blended.

Pre-Blending and Screening:

[0156] The following components were transferred into the tote bin through a screening mill equipped with a ~813 μm or equivalent round-hole screen:

1. a. Valbenazine ditosylate
2. b. Silicified microcrystalline cellulose ("SMCC")

[0157] The components were then blended.

Delumping:

[0158] The blend was vacuum transferred through a buffer tank equipped with a ~813 μm or equivalent round-hole screen.

Pre-Blending #2:

[0159] The screened components were again blended.

Intragranular Blending:

[0160] The following components were then transferred, into the tote bin through a screening mill equipped with a ~813 µm or equivalent round-hole screen:

1. a. Partially pregelatinized maize starch
2. b. Hydroxypropyl methylcellulose

[0161] The components were then blended. Inadequate de-agglomeration and subsequent dispersion of valbenazine ditosylate in isomalt and SMCC diluent can potentially impact content and uniformity of dosage units.

Lubricant Blending:

[0162] Magnesium stearate was manually screened (~1 mm sieve) (intragranular quantity adjusted as needed based on pre-lubricated blend yield- limit 98%) into the opened tote bin for blending. The components were then blended. The desired output for this step is improved flowability with increased bulk and tapped density and improved particle size distribution.

Roller Compaction:

[0163] The blend was then gravity fed through a roller compactor with a mill screen of 0.8-1.0 mm. The blend characteristics are important factors to consider for how well the blend will handle during encapsulation. Improper processing parameters can result in poor granule flow and compressibility which impacts encapsulation. The high solubility of the API and excipients should not impact dissolution. All roller compaction blends showed improvement over the initial intragranular blend properties which supports better capsule weight uniformity.

Final Lubricant Blending:

[0164] Magnesium stearate was manually screened (~1 mm sieve) (quantity to be adjusted as needed based on pre-lubricated blend yield- limit 98%) into the opened tote bin for blending. The components were then blended. The desired output for this step is a uniform and free

flowing lubricated final blend for encapsulation. Inadequate blending can impact content and uniformity of dosage units. Over blending with hydrophobic magnesium stearate can impact dissolution. Blending is performed in a controlled environment minimizing moisture exposure.

Encapsulation:

[0165] The lubricated blend was transferred to an automatic encapsulation machine and encapsulated into a size 1 capsule. Improper encapsulation equipment setup can impact filled capsule shell appearance. Capsule fill weight can impact content and dose uniformity. Capsule fill plug compression could impact dissolution and fill weight/content uniformity.

[0166] Encapsulation is performed in a controlled environment minimizing moisture exposure.

[0167] Dedusting and metal detection of the encapsulated product was performed, and the product was weight-checked.

REFERENCE EXAMPLE 2

Preparation of 80mg Valbenazine Capsule with Prior Art Formulation

[0168] An 80 mg dose formulation strategy attempted to use the known 40 mg capsule direct encapsulation formulation. Efforts were made to fill a Size 0 capsule with twice the amount of the 40 mg powder blend to yield an 80 mg strength capsule, as shown in Table 3.

Table 3

Component	Quantity 80mg capsule		Function
	(mg/capsule)	% (w/w)	
Valbenazine ditosylate	146.0	28.21	Active
Mannitol	320.0	61.82	Diluent
Partially pregelatinized maize starch	40.0	7.73	Disintegrant
Fumed silica	6.4	1.24	Glidant
Magnesium stearate	2.4	1.00	Lubricant
Total Capsule Fill Weight	517.6	100.00	-
Hard gelatin capsule - Size #0	1	-	Shell

[0169] Valbenazine ditosylate, mannitol (USP), partially pregelatinized maize starch (USNF), fumed silica (USNF) and magnesium stearate (USNF) were weighed according to the amounts

in Table 3. A portion of the mannitol (1/4) was transferred through a screening mill equipped with a ~0.8 mm or equivalent round-hole screen to a tote bin for blending. The screened mannitol component was then blended.

Pre-Blending and Screening:

[0170] The following components were transferred into the tote bin through a screening mill equipped with a ~0.8 mm or equivalent round-hole screen:

1. a. Valbenazine ditosylate
2. b. Fumed silica
3. c. Partially pregelatinized maize starch
4. d. Remaining mannitol (3/4) - (the adjustment of mannitol weight to compensate DS assay is performed on this fraction)

[0171] The components were blended and then transferred into polyethylene (PE) bags. The pre-blend was transferred through a screening mill equipped with an ~0.8 mm or equivalent round-hole screen to a tote bin for blending.

Final Lubricant Blending:

[0172] Magnesium stearate (quantity to be adjusted as needed based on pre-lubricated blend yield- limit 98%) was manually screened (~1 mm sieve) into the opened tote bin for blending. The components were then blended.

Encapsulation:

[0173] Efforts to fill a Size 0 capsule were unsuccessful. It was not possible to compress enough powder into a compact that would fit into a Size 0 capsule shell.

REFERENCES CITED IN THE DESCRIPTION

Cited references

This list of references cited by the applicant is for the reader's convenience only. It does not

form part of the European patent document. Even though great care has been taken in compiling the references, errors or omissions cannot be excluded and the EPO disclaims all liability in this regard.

Non-patent literature cited in the description

- Harris Interactive Inc. for Schwarz Pharma Pill-Swallowing Problems in America: A National Survey of Adults, 2003, 1-39 [0005]
- **FIELDS, J. et al.** Pill Properties that Cause Dysphagia and Treatment Failure Curr. Ther. Res. Clin. Exp., 2015, vol. 77, 79-82 [0005]
- FDA Guidance for Industry Size, Shape, and Other Physical Attributes of Generic Tablets and Capsules, 2015, vol. 5, 1-7 [0006]
- **CORVIN** BMC Biol., 2011, vol. 9, 77- [0048]
- **BYSTRITSKY** Mol. Psychiatry, vol. 11, 805-814 [0053]
- **PALLANTIQUERCIOLI** Neuropsychopharmacol. Biol. Psychiatry, vol. 30, 400-412 [0053]
- **KHALSA et al.** Curr. Psychiatry, 2011, vol. 10, 45-52 [0053]
- **VERKERK et al.** Cell, 1991, vol. 65, 905-14 [0057]
- Uniformity of Dosage Units U.S. Pharmacopeia ("USP), 2016, vol. 905, [0114]
- Dissolution USP, 2011, vol. 711, [0114]
- Bulk Density and Tapped Density of Powders USP, 2015, vol. 616, [0114]
- Light Diffraction Measurement of Particle Size USP, 2016, vol. 429, [0114]
- Disintegration USP, 2016, vol. 701, [0114]

P a t e n t k r a v

1. Sammensætning, der omfatter:

valbenazin eller et farmaceutisk acceptabelt salt deraf;

5 forkislet mikrokrySTALLINSK cellulose;

isomalt;

hydroxypropylmethylcellulose;

delvist prægelatineret majsstivelse; og

magnesiumstearat.

10

2. Sammensætning ifølge krav 1, som er en fast farmaceutisk sammensætning.

3. Fast farmaceutisk sammensætning ifølge krav 2, hvor det farmaceutisk acceptable salt af valbenazin er valbenazin-ditosylat.

15

4. Fast farmaceutisk sammensætning ifølge krav 2 eller 3, hvor den faste farmaceutiske sammensætning har en bulkdensitet på mindst 0,5 mg/ml.

5. Fast farmaceutisk sammensætning ifølge et hvilket som helst af kravene 2-4, hvor den faste farmaceutiske sammensætning har en tappetæthed på mindst 0,6 mg/ml.

20

6. Fast farmaceutisk sammensætning ifølge et hvilket som helst af kravene 2-5, hvor valbenazin-ditosylatet har en d(0,9)-partikelstørrelsesfordeling på mindre end 100 µm.

25

7. Fast farmaceutisk sammensætning ifølge et hvilket som helst af kravene 2-6, hvor den faste farmaceutiske sammensætning er i en enhedsdosisform, der er egnet til oral indgivelse.

30

- 8.** Fast farmaceutisk sammensætning ifølge krav 7, hvor valbenazinditosylat er til stede i en mængde på mindst 30 vægt% af enhedsdosisformens samlede vægt.
- 5 **9.** Fast farmaceutisk sammensætning ifølge krav 7, hvor valbenazinditosylat er til stede i et niveau på mindst 35 vægt% af enhedsdosisformens samlede vægt.
- 10 **10.** Fast farmaceutisk sammensætning ifølge krav 7, hvor valbenazinditosylat er til stede i en mængde på mindst 38 vægt% af enhedsdosisformens samlede vægt.
- 15 **11.** Fast farmaceutisk sammensætning ifølge krav 7, hvor valbenazinditosylat er til stede i en mængde på mindst 40 vægt% af enhedsdosisformens samlede vægt.
- 20 **12.** Fast farmaceutisk sammensætning ifølge krav 7, hvor valbenazinditosylat er til stede i en mængde på mindst 45 vægt% af enhedsdosisformens samlede vægt.
- 25 **13.** Fast farmaceutisk sammensætning ifølge et hvilket som helst af kravene 7-12, hvor valbenazin eller et farmaceutisk acceptabelt salt deraf er til stede i et niveau i området fra 20-160 mg målt som den frie base.
- 30 **14.** Fast farmaceutisk sammensætning ifølge et hvilket som helst af kravene 7-12, hvor valbenazin eller et farmaceutisk acceptabelt salt deraf er til stede i et niveau på 20 mg målt som den frie base.
- 30 **15.** Fast farmaceutisk sammensætning ifølge et hvilket som helst af kravene 7-12, hvor valbenazin eller et farmaceutisk acceptabelt salt deraf er til stede i

et niveau på 40 mg målt som den frie base.

5 **16.** Fast farmaceutisk sammensætning ifølge et hvilket som helst af kravene 7-12, hvor valbenazin eller et farmaceutisk acceptabelt salt deraf er til stede i et niveau på 60 mg målt som den frie base.

10 **17.** Fast farmaceutisk sammensætning ifølge et hvilket som helst af kravene 7-12, hvor valbenazin eller et farmaceutisk acceptabelt salt deraf er til stede i et niveau på 80 mg målt som den frie base.

18. Fast farmaceutisk sammensætning ifølge et hvilket som helst af kravene 7-12, hvor valbenazin eller et farmaceutisk acceptabelt salt deraf er til stede i et niveau på 100 mg målt som den frie base.

15 **19.** Fast farmaceutisk sammensætning ifølge et hvilket som helst af kravene 7-12, hvor valbenazin eller et farmaceutisk acceptabelt salt deraf er til stede i et niveau på 120 mg målt som den frie base.

20 **20.** Fast farmaceutisk sammensætning ifølge et hvilket som helst af kravene 7-12, hvor valbenazin eller et farmaceutisk acceptabelt salt deraf er til stede i et niveau på 160 mg målt som den frie base.

25 **21.** Fast farmaceutisk sammensætning ifølge et hvilket som helst af kravene 7-20, hvor enhedsdosisformen er formuleret til dosering én gang dagligt.

22. Fast farmaceutisk sammensætning ifølge et hvilket som helst af kravene 7-20, hvor enhedsdosisformen er i kapselform.

30 **23.** Fast farmaceutisk sammensætning ifølge krav 22, hvor kapselformen omfatter en kapsel af størrelse 0 eller mindre.

24. Fast farmaceutisk sammensætning ifølge krav 22, hvor kapselformen omfatter en kapsel af størrelse 1.

5 **25.** Fast farmaceutisk sammensætning ifølge krav 22, hvor kapselformen omfatter en kapsel af størrelse 2 eller mindre.

10 **26.** Fast farmaceutisk sammensætning ifølge et hvilket som helst af kravene 22-25, hvor kapslen har mindst 80% opløsning efter 30 minutter i et USP Paddle Dissolution Method 2-apparat og 0,1 N HCl-medium.

27. Fast farmaceutisk sammensætning ifølge et hvilket som helst af kravene 2-26, hvor den faste sammensætning omfatter granuler af valbenazinet eller et farmaceutisk acceptabelt salt deraf og det mindst ene farmaceutisk acceptable excipiens;

15 og det farmaceutisk acceptable salt af valbenazin er valbenazinditosylat.

28. Oralt doseringsprodukt omfattende den faste farmaceutiske sammensætning ifølge et hvilket som helst af kravene 2-27.

20 **29.** Enhedsdosisform omfattende den faste farmaceutiske sammensætning ifølge et hvilket som helst af kravene 2-27.

30. Enhedsdosisform af en farmaceutisk sammensætning, hvor den farmaceutiske sammensætning er en farmaceutisk sammensætning ifølge krav 1, omfattende:

25 valbenazinditosylat i en mængde på ca. 40 vægt%;

forkislet mikrokrySTALLINSK cellulose i en mængde på ca. 25 vægt%;

isomalt i en mængde på ca. 20 vægt%;

hydroxypropylmethylcellulose i en mængde på ca. 5 vægt%;

30 delvist prægelatineret majsstivelse i en mængde på ca. 7,5 vægt%; og
magnesiumstearat i en mængde på ca. 2,5 vægt%;

hvor "ca." betyder $\pm 5\%$ af den angivne værdi.

31. Enhedsdosisform ifølge krav 30, hvor enhedsdosisformen er egnet til oral indgivelse.

5

32. Enhedsdosisform ifølge krav 30 eller 31, hvor enhedsdosisformen er formuleret til dosering én gang dagligt.

33. Enhedsdosisform ifølge et hvilket som helst af kravene 30-32, hvor enhedsdosisformen er i kapselform.

10

34. Enhedsdosisform ifølge krav 33, hvor kapselformen omfatter en kapsel af størrelse 1 eller mindre.

15

35. Enhedsdosisform ifølge krav 33, hvor kapselformen omfatter en kapsel af størrelse 2 eller mindre.

36. Enhedsdosisform ifølge krav 33, hvor kapselformen omfatter en kapsel af størrelse 3 eller mindre.

20

37. Enhedsdosisform ifølge et hvilket som helst af kravene 30-36, hvor valbenazinditosylatet har en d(0,9)-partikelstørrelsesfordeling på mindre end 100 μm .

25

38. Sammensætning ifølge krav 1, eller
en fast farmaceutisk sammensætning ifølge et hvilket som helst af kravene 2-27, eller
et oralt doseringsprodukt ifølge krav 28, eller
en enhedsdosisform ifølge et hvilket som helst af kravene 29-37,
til anvendelse i en metode til behandling af en neurologisk eller psykiatrisk sygdom eller lidelse hos en patient, der har behov herfor.

30

- 5 **39.** Sammensætning, den faste farmaceutiske sammensætning, det orale doseringsprodukt eller enhedsdosisformen til anvendelse ifølge krav 38, hvor den neurologiske eller psykiatriske sygdom eller lidelse er en hyperkinetisk bevægelsesforstyrrelse, humørforstyrrelse, bipolar lidelse, skizofreni, skizoaffektiv lidelse, mani i humørforstyrrelse, depression i humørforstyrrelse, behandlingsrefraktær obsessiv-kompulsiv lidelse, neurologisk dysfunktion forbundet med Lesch-Nyhan syndrom, agitation forbundet med Alzheimers sygdom, Fragilt X-syndrom eller Fragilt X-associeret tremor-ataksi syndrom, autismespektrumforstyrrelse, Rett syndrom eller chorea-akantocytose.
- 10
- 15 **40.** Sammensætning, den faste farmaceutiske sammensætning, det orale doseringsprodukt eller enhedsdosisformen til anvendelse ifølge krav 39, hvor den neurologiske eller psykiatriske sygdom eller lidelse er en hyperkinetisk bevægelsesforstyrrelse.
- 20 **41.** Sammensætning, den faste farmaceutiske sammensætning, det orale doseringsprodukt eller enhedsdosisformen til anvendelse ifølge krav 40, hvor den hyperkinetiske bevægelsesforstyrrelse er tardiv dyskinesi.
- 25 **42.** Sammensætning, den faste farmaceutiske sammensætning, det orale doseringsprodukt eller enhedsdosisformen til anvendelse ifølge krav 40, hvor den hyperkinetiske bevægelsesforstyrrelse er chorea forbundet med Huntingtons sygdom.
- 30 **43.** Sammensætning, den faste farmaceutiske sammensætning, det orale doseringsprodukt eller enhedsdosisformen til anvendelse ifølge krav 40, hvor den hyperkinetiske bevægelsesforstyrrelse er chorea.

- 44.** Sammensætning, den faste farmaceutiske sammensætning, det orale doseringsprodukt eller enhedsdosisformen til anvendelse ifølge krav 39, hvor den neurologiske eller psykiatriske sygdom eller lidelse er skizofreni.
- 5 **45.** Sammensætning, den faste farmaceutiske sammensætning, det orale doseringsprodukt eller enhedsdosisformen til anvendelse ifølge krav 39, hvor den neurologiske eller psykiatriske sygdom eller lidelse er behandlingsrefraktær obsessiv-kompulsiv lidelse.
- 10 **46.** Sammensætning, den faste farmaceutiske sammensætning, det orale doseringsprodukt eller enhedsdosisformen til anvendelse ifølge et hvilket som helst af kravene 38-45, hvor patienten er blevet konstateret at have deletionssyndrom 22q11.2.

DRAWINGS

Drawing

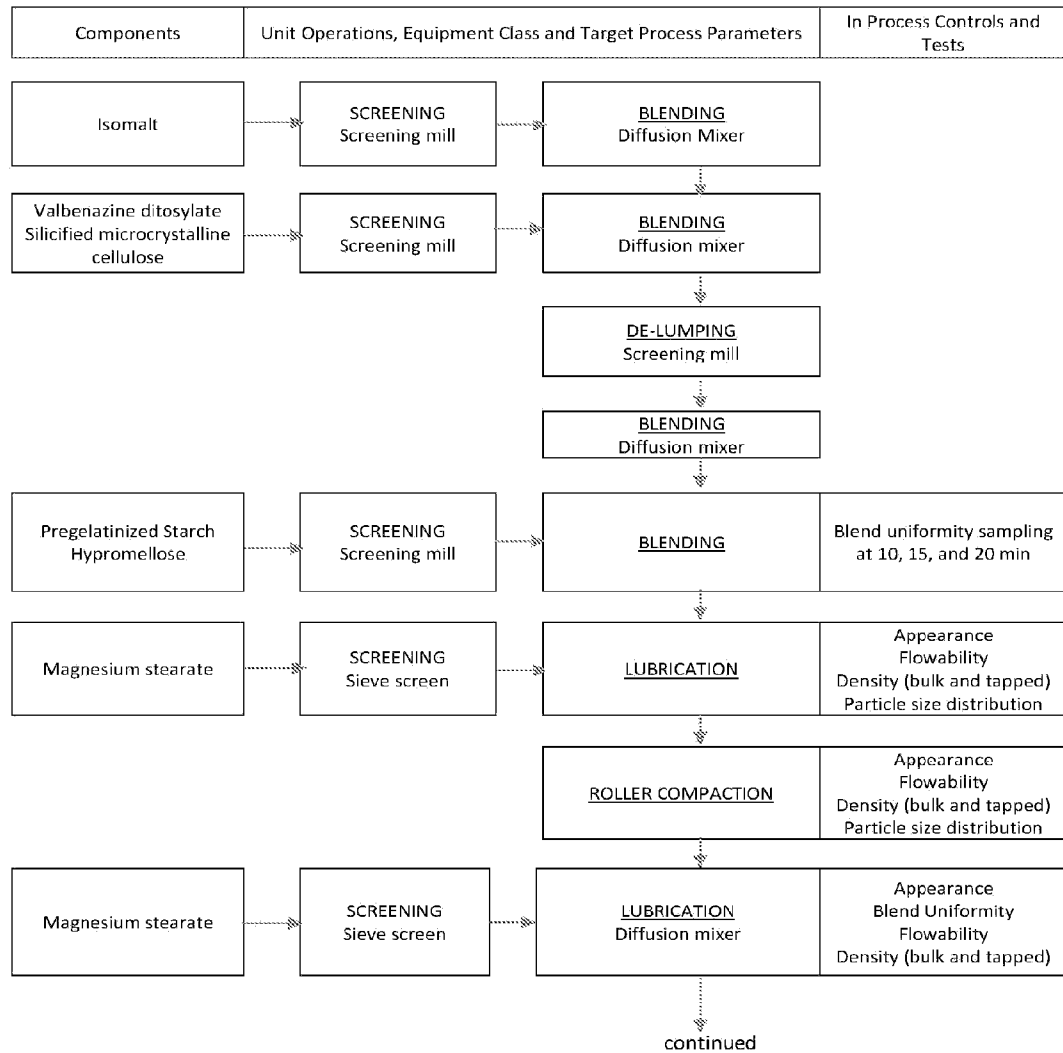


Fig. 1

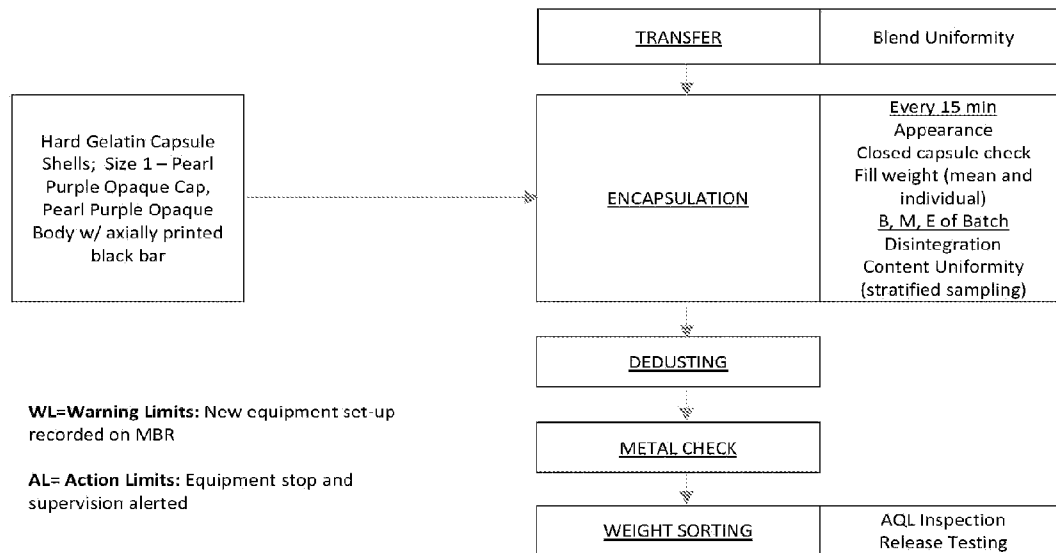


Fig. 1 con't