

May 9, 1961

J. W. KEHOE

2,983,524

TAB SET WITH FRAMED CARD

Filed March 9, 1959

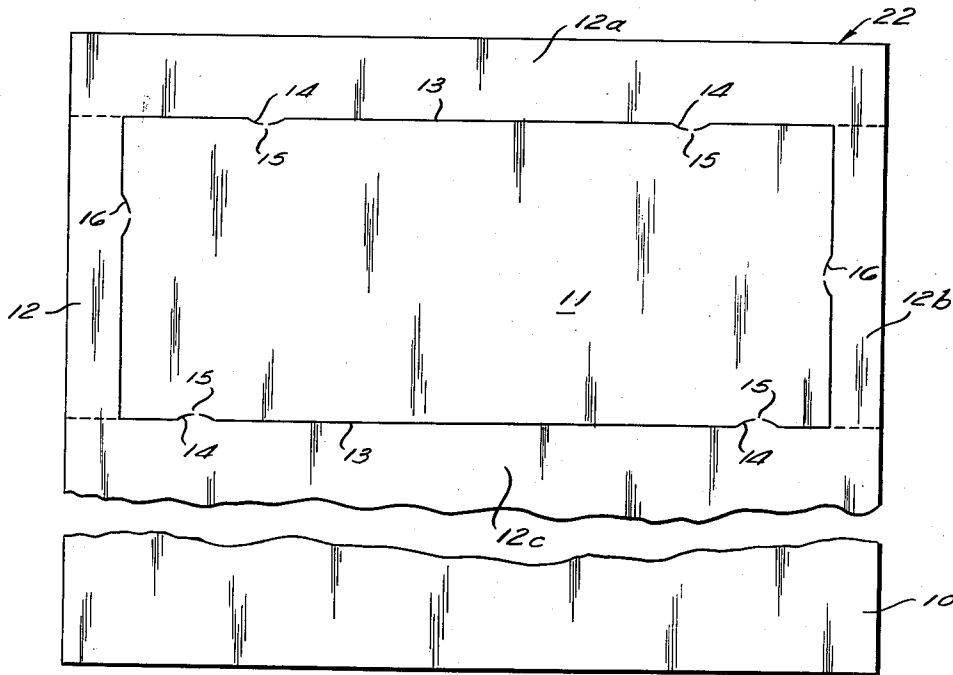


Fig. 1

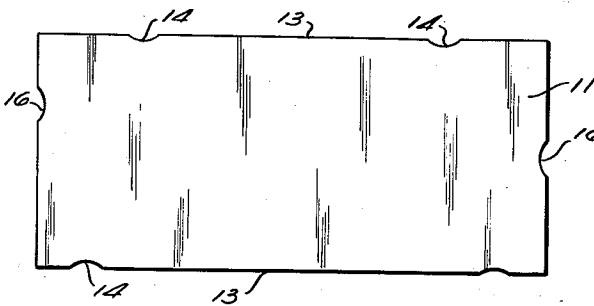


Fig. 2

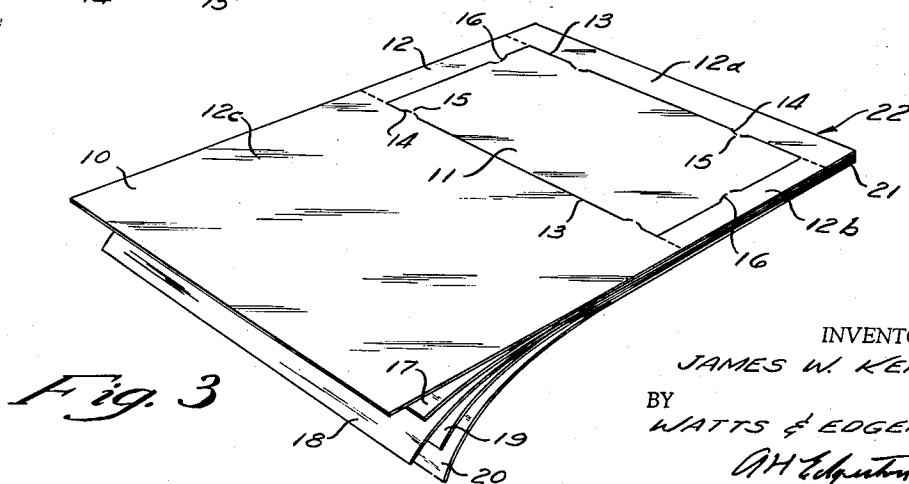


Fig. 3

INVENTOR.  
JAMES W. KEHOE  
BY  
WATTS & EDGERTON  
Attorneys

1

2,983,524

**TAB SET WITH FRAMED CARD**

James W. Kehoe, Shelby, Ohio, assignor to The Shelby Salesbook Company, Shelby, Ohio, a corporation of Ohio

Filed Mar. 9, 1959, Ser. No. 798,041

2 Claims. (Cl. 282--22)

This invention relates to the art of manifold record devices and to the method of manufacture thereof.

The invention further pertains to an improved tabulating card, a plurality of copy sheets therefor and carbon sheets for each copy sheet, the tabulating card sheet and copy sheets being arranged in superposed relation with the carbon sheets.

The invention pertains to improvements in my copending application entitled "Snap-Out Manifolding Unit," Serial No. 635,848 filed January 23, 1957.

In my former case a pad is disclosed in which stubs are united at one end and the top sheet and copy sheets are arranged with the grain of the paper running longitudinally of the major axes of the sheet and all of the sheets are scored and pierced to facilitate the ready removal of the sheets from the stub on the opposed end of the pad and separation of the carbon sheets from the copy sheets. As pointed out in said prior application, it is mandatory, in tabulating cards and manifold record sets, to arrange the grain of the paper lengthwise of the sheet and to provide means to restrain mutilation of the marginal edges of the thin cardboard sheet constituting the tabulating card.

The present invention contemplates a pad comprising a top cardboard sheet, a plurality of copy sheets and carbon sheets, the top sheet constituting a tabulating card having a removable border or a frame around the edges thereof which is defined by a series of interrupted kerfs disposed in a rectangular pattern, the paper stock between the kerfs being relatively short and fragile to accommodate the ready removal thereof.

The advantage and utility of arranging the grain of the paper parallel the major axes of the sheets is to minimize elongation of the sheet due to absorption of moisture. Another object of the invention is to provide a frame that preserves the marginal edges of the sheets and to further provide a record sheet therefor.

Other objects and advantages more or less ancillary to the foregoing, and the manner in which all the various objects are realized, will appear in the following description, which considered in connection with the accompanying drawings, sets forth the preferred embodiment of the invention.

Referring to the drawings:

Fig. 1 is a plan view of the improved manifold record set illustrating the arrangement of the scoring and kerfs thereon.

Fig. 2 is a detail view of the tabulating card after removal thereof from the frame or pad.

Fig. 3 is a view in perspective of the manifold record set, the carbon and copy sheets being illustrated in a depressed position in the interest of clarity.

Referring first to Fig. 1, the manifold record assembly comprises a top sheet 10 formed of light cardboard which provides a central panel constituting a tabulating card 11. A marginal frame surrounds the card 11 and defines tear stubs 12, 12a, 12b and 12c, 12c may be longer than the top 12a side strips 12 and 12b. The border is

2

formed by broken lineal kerfs 13, the top and bottom kerfs having two arcuate notches 14 therein with intersecting uncut section 15 in the center thereof to provide fragile tongues. The sides of the sheets are formed in a similar manner with kerfs 16, save only one arcuate notch 14 is provided in each kerf.

A carbon paper sheet 17 is disposed subjacent the top sheet 10 and a copy sheet 18 is subjacent the carbon sheet 17, similar carbon and copy sheets 19 and 20 may be provided in the same order if desired. The sheets are produced from rolls of paper stock, preferably arranged in vertical aligned relation in a rotary press, the top roll containing the cardboard stock for the top sheet 10, the subjacent roll containing the carbon paper 17. The next subjacent roll contains the copy paper sheet 18. Additional carbon and copy sheets 19 and 20, etc., may be included in the same order of assembly, if desired. The top sheet 10 is fed over a platen having a die or cutter thereon to form the required kerfs. Carbon and copy sheets are similarly fed over a perforating die to cut the lineal tear line for the separation of the sheets.

The top sheet, carbon and copy sheets, next pass under gluing units that apply an adhesive on their respective top edge to form a stub 21. Then the sheets pass over compression rolls that effect the bonded relation of the sheets. Finally the assembly passes over a piercing die that severs the sheets from the rolls into pads 22.

The advantage of the arrangement of the paper stock in the machine resides in the continuous and simultaneous movement of the sheets and the speed of translation of the sheets through the machine.

The pads 22 of the improved multi-record set may be passed from hand to hand in a factory or office and various entries made thereon before the card 11 is removed from the pad. The carbon sheets may be removed from the copy sheets and destroyed and then the copy sheets may be filed.

The grain of the paper, i.e. the arrangement of the fibers in the paper, are parallel the length of the sheets or coaxial the major axes thereof so the size of the top or tabulating card will be maintained, irrespective humidity or atmospheric variations. The tabulating card will thus pass through a sorting machine without interruption in the translation thereof.

Although the foregoing description is necessarily of a detailed character, in order that the invention may be completely set forth, it is to be understood that the specific terminology is not intended to be restrictive or confining, and that various rearrangements of parts and modifications of detail may be resorted to without departing from the scope or spirit of the invention as herein claimed.

What is claimed is:

1. A manifold record pad comprising a thin cardboard sheet and a plurality of alternately arranged carbon sheets and copy sheets therebeneath with the top carbon sheet engaging the underside of the cardboard sheet, cement means connecting said sheets together at one end to form a pad having a stub, the grain of each of said sheets running lengthwise of the sheets and at substantially right angles to said stub, end kerfs extending across the said sheets at the edge of the stub, side kerfs extending lengthwise of the cardboard sheet from its end kerf and adjacent to its side edges and a kerf extending transversely of the cardboard sheet remote from the said end kerf and connecting the side kerfs, said kerfs in the cardboard sheet defining a readily removable panel and a marginal frame therearound.

2. A manifold record pad comprising a thin cardboard sheet and a plurality of alternately arranged carbon sheets and copy sheets therebeneath with the top carbon sheet engaging the underside of the cardboard sheet, ce-

3

ment means connecting said sheets together at one end to form a pad having a stub, end kerfs extending across the said sheets at the edge of the stub, side kerfs extending lengthwise of the cardboard sheet from its end kerf and adjacent to its side edges and a kerf extending transversely of the cardboard sheet remote from the said end kerf and connecting the side kerfs, said kerfs in the cardboard sheet defining a readily removable panel and a marginal frame therearound, the grain of the cardboard sheet extending parallel to the major axis of the panel.

4

## References Cited in the file of this patent

## UNITED STATES PATENTS

1,509,662	Barnett -----	Sept. 23, 1924
2,392,976	Curmode et al. -----	Jan. 15, 1946
2,700,556	Holmwood -----	Jan. 25, 1955
2,784,898	George -----	Mar. 12, 1957