

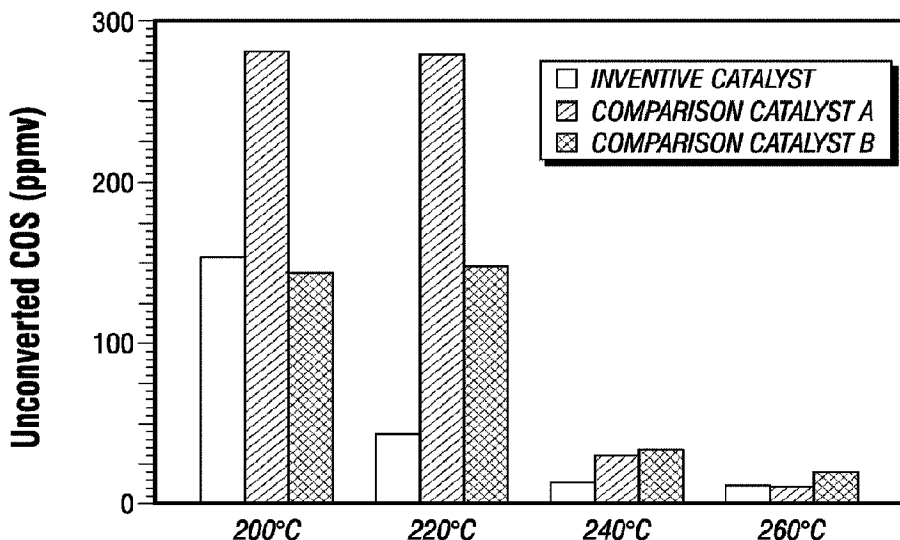


(86) **Date de dépôt PCT/PCT Filing Date:** 2017/03/21  
 (87) **Date publication PCT/PCT Publication Date:** 2017/09/28  
 (45) **Date de délivrance/Issue Date:** 2023/10/10  
 (85) **Entrée phase nationale/National Entry:** 2018/09/18  
 (86) **N° demande PCT/PCT Application No.:** US 2017/023318  
 (87) **N° publication PCT/PCT Publication No.:** 2017/165353  
 (30) **Priorité/Priority:** 2016/03/23 (US62/312,010)

(51) **Cl.Int./Int.Cl.** *B01J 23/882* (2006.01),  
*B01D 53/48* (2006.01), *B01D 53/50* (2006.01)  
 (72) **Inventeurs/Inventors:**  
KRUEGER, KARL MARVIN, US;  
MALDONADO, FERNANDO GABRIEL, US  
 (73) **Propriétaire/Owner:**  
SHELL INTERNATIONALE RESEARCH  
MAATSCHAPPIJ B.V., NL  
 (74) **Agent:** SMART & BIGGAR LP

(54) **Titre : CATALYSEUR D'HYDROLYSE A HAUTE TENEUR EN METAUX POUR REDUCTION CATALYTICQUE DU SOUFRE DANS UN FLUX GAZEUX**

(54) **Title: HIGH METALS CONTENT HYDROLYSIS CATALYST FOR CATALYTIC REDUCTION OF SULFUR IN A GAS STREAM**



(57) **Abrégé/Abstract:**

Disclosed is a composition useful in the hydrolysis of sulfur compounds that are contained in a gas stream. The composition comprises a calcined co-mulled mixture of pseudoboehmite, a cobalt compound, and a molybdenum compound such that the composition comprises gamma-alumina, at least 7.5 wt.% molybdenum, and at least 2.75 wt.% cobalt. The composition is made by forming into an agglomerate a co-mulled mixture pseudoboehmite, a cobalt component, and a molybdenum component followed by drying and calcining the agglomerate to provide a catalyst composition comprising gamma-alumina, at least 7.5 wt.% molybdenum, and at least 2.75 wt.% cobalt.

(12) INTERNATIONAL APPLICATION PUBLISHED UNDER THE PATENT COOPERATION TREATY (PCT)

(19) World Intellectual Property  
Organization  
International Bureau(10) International Publication Number  
**WO 2017/165353 A1**(43) International Publication Date  
28 September 2017 (28.09.2017)

## (51) International Patent Classification:

**B01D 53/48** (2006.01)      **B01J 23/88** (2006.01)  
**B01D 53/50** (2006.01)      **B01J 23/882** (2006.01)  
**B01J 21/04** (2006.01)

## (21) International Application Number:

PCT/US2017/023318

## (22) International Filing Date:

21 March 2017 (21.03.2017)

## (25) Filing Language:

English

## (26) Publication Language:

English

## (30) Priority Data:

62/312,010      23 March 2016 (23.03.2016)      US

(71) Applicant (for US only): **SHELL OIL COMPANY**  
 [US/US]; One Shell Plaza, P.O. Box 2463, Houston, Texas  
 77252-2463 (US).

(71) Applicant (for all designated States except US): **SHELL  
 INTERNATIONALE RESEARCH MAATSCHAPPIJ  
 B.V.** [NL/NL]; Carel van Bylandtlaan 30, NL-2596 The  
 Hague (NL).

(72) Inventors: **KRUEGER, Karl Marvin**; 4421 Briar bend,  
 Houston, Texas 77035 (US). **MALDONADO, Fernando  
 Gabriel**; 16707 Avenfield Road, Tomball, Texas 77377  
 (US).

(74) Agent: **STEWART, Charles W.**; SHELL OIL COM-  
 PANY, One Shell Plaza, P.O. Box 2463, Houston, Texas  
 77252-2463 (US).

(81) Designated States (unless otherwise indicated, for every  
 kind of national protection available): AE, AG, AL, AM,  
 AO, AT, AU, AZ, BA, BB, BG, BH, BN, BR, BW, BY,  
 BZ, CA, CH, CL, CN, CO, CR, CU, CZ, DE, DJ, DK, DM,  
 DO, DZ, EC, EE, EG, ES, FI, GB, GD, GE, GH, GM, GT,  
 HN, HR, HU, ID, IL, IN, IR, IS, JP, KE, KG, KH, KN,  
 KP, KR, KW, KZ, LA, LC, LK, LR, LS, LU, LY, MA,  
 MD, ME, MG, MK, MN, MW, MX, MY, MZ, NA, NG,  
 NI, NO, NZ, OM, PA, PE, PG, PH, PL, PT, QA, RO, RS,  
 RU, RW, SA, SC, SD, SE, SG, SK, SL, SM, ST, SV, SY,  
 TH, TJ, TM, TN, TR, TT, TZ, UA, UG, US, UZ, VC, VN,  
 ZA, ZM, ZW.

(84) Designated States (unless otherwise indicated, for every  
 kind of regional protection available): ARIPO (BW, GH,  
 GM, KE, LR, LS, MW, MZ, NA, RW, SD, SL, ST, SZ,  
 TZ, UG, ZM, ZW), Eurasian (AM, AZ, BY, KG, KZ, RU,  
 TJ, TM), European (AL, AT, BE, BG, CH, CY, CZ, DE,  
 DK, EE, ES, FI, FR, GB, GR, HR, HU, IE, IS, IT, LT, LU,  
 LV, MC, MK, MT, NL, NO, PL, PT, RO, RS, SE, SI, SK,  
 SM, TR), OAPI (BF, BJ, CF, CG, CI, CM, GA, GN, GQ,  
 GW, KM, ML, MR, NE, SN, TD, TG).

## Published:

— with international search report (Art. 21(3))

(54) Title: HIGH METALS CONTENT HYDROLYSIS CATALYST FOR CATALYTIC REDUCTION OF SULFUR IN A GAS  
 STREAM

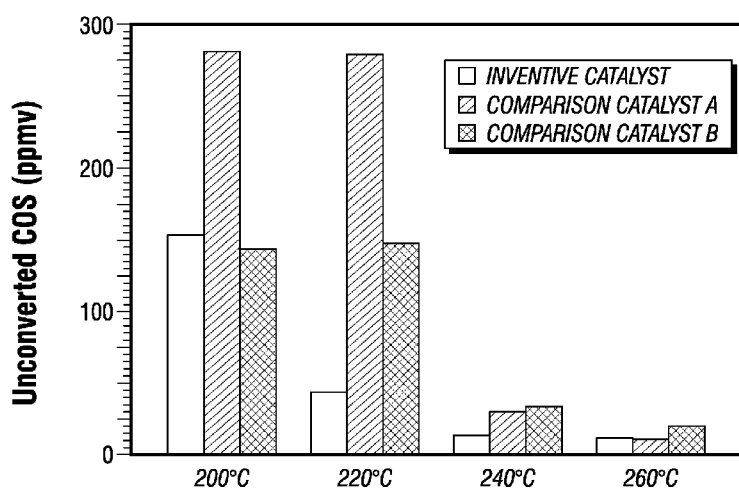


FIG. 1

(57) Abstract: Disclosed is a composition useful in the hydrolysis of sulfur compounds that are contained in a gas stream. The composition comprises a calcined co-mulled mixture of pseudoboehmite, a cobalt compound, and a molybdenum compound such that the composition comprises gamma-alumina, at least 7.5 wt.% molybdenum, and at least 2.75 wt.% cobalt. The composition is made by forming into an agglomerate a co-mulled mixture pseudoboehmite, a cobalt component, and a molybdenum component followed by drying and calcining the agglomerate to provide a catalyst composition comprising gamma-alumina, at least 7.5 wt.% molybdenum, and at least 2.75 wt.% cobalt.

WO 2017/165353 A1

## HIGH METALS CONTENT HYDROLYSIS CATALYST FOR CATALYTIC REDUCTION OF SULFUR IN A GAS STREAM

This application claims priority to U.S. Provisional Application No. 62/312,010,  
5 filed March 23, 2016.

The present invention relates to a catalyst composition useful in the catalytic  
reduction of sulfur compounds that are contained in a gas stream, a method of making such  
catalyst composition, and a hydrolysis process for the reductive conversion of sulfur  
compounds contained in a gas stream.

10 In the well-known Claus process, an acid gas that contains a significant percentage  
of hydrogen sulfide ( $\text{H}_2\text{S}$ ) is combusted in a thermal stage in order to oxidize a portion of  
the  $\text{H}_2\text{S}$  to sulfur dioxide ( $\text{SO}_2$ ). This combustion is controlled so as to thereby provide a  
process gas stream containing  $\text{H}_2\text{S}$  and  $\text{SO}_2$  that are present therein in an approximate  
molar ratio of 2 moles of  $\text{H}_2\text{S}$  per mole of  $\text{SO}_2$  (2:1). This process gas stream is passed to a  
15 catalytic stage whereby the  $\text{H}_2\text{S}$  and  $\text{SO}_2$  are reacted in the presence of an alumina catalyst  
in accordance with the Claus reaction to yield elemental sulfur and water. The sulfur is  
then condensed from the Claus reaction gas, and a Claus tail gas stream is yielded. The  
Claus tail gas stream typically contains small concentrations of  $\text{H}_2\text{S}$  and other sulfur  
compounds, such as,  $\text{SO}_2$ , carbon disulfide ( $\text{CS}_2$ ), carbonyl sulfide ( $\text{COS}$ ), and elemental  
20 sulfur ( $\text{S}$ ). In order for this tail gas stream to be combusted, or otherwise disposed of, it  
must be further processed in order to remove much of the sulfur therefrom to thereby  
provide a treated gas having a sufficiently low sulfur content that allows its combustion or  
release into the atmosphere.

One method by which the tail gas is treated is to pass it to a reduction reactor  
25 whereby the sulfur compounds (i.e.,  $\text{SO}_2$ ,  $\text{CS}_2$ ,  $\text{COS}$ , and  $\text{S}$ ) in the tail gas stream are  
catalytically reduced to  $\text{H}_2\text{S}$  so that provided is a treated gas stream having a reduced  
concentration of the sulfur compounds due to their conversion to  $\text{H}_2\text{S}$ . This treated gas  
stream may then be further processed to remove the  $\text{H}_2\text{S}$  therefrom, for example, by  
passing the treated gas stream to an absorption unit whereby it is contacted with an  
30 absorbent for removing the  $\text{H}_2\text{S}$  from the treated gas stream.

One early process taught by U.S. Patent No. 3554689 provides for the removal of  
carbon oxysulfide, i.e.,  $\text{COS}$ , from a gas stream by catalytic hydrolysis into  $\text{H}_2\text{S}$ . Disclosed  
in this patent is a process by which  $\text{COS}$  is removed from combustion gases that also

contain oxygen by first contacting the gases with an active hydrogenation catalyst for converting the oxygen and, thereafter, contacting the resulting substantially oxygen-free gases with a COS conversion catalyst for converting the COS to H<sub>2</sub>S. The H<sub>2</sub>S can then be removed by absorption. The conversion of COS may be effected at temperatures below  
5 150 °C. The COS conversion catalyst includes alumina, having a specific surface area of more than 50 m<sup>2</sup>/g and can contain one or more Group VI and/or Group VIII metal oxides. Further embodiments of the COS conversion catalyst include the presence therein of an amount of alkali metal phosphate. One requirement of the process of the '689 patent is for the combustion gases to first undergo a catalytic oxygen removal step so that the gas that is  
10 treated to remove the COS by catalytic hydrolysis is substantially oxygen free.

U.S. Patent No. 4668491 discloses a process and catalyst for the selective catalytic hydrolysis of the sulfur compounds COS and/or CS<sub>2</sub> that are present in a carbon monoxide containing process gas. The hydrolysis catalyst disclosed by the '491 patent is an alkalized chromium oxide-aluminum oxide catalyst that includes chromium oxide and an alkali  
15 metal compound supported on an aluminum oxide carrier with gamma alumina being the preferred form of aluminum oxide. The carbon monoxide content of the process gas is significant and is passed over the hydrolysis catalyst at temperatures in the range of from 100 °C to 350 °C. The alkalized chromium oxide-aluminum oxide catalyst is produced by immersing an aluminum oxide carrier in a chromium salt solution followed by drying and  
20 calcining the impregnated carrier. The resulting chromium-impregnated and calcined support is then immersed in a potassium salt and dried.

U.S. Patent No. 5132098 discloses a process in which the sulfur compounds of SO<sub>2</sub>, CS<sub>2</sub>, COS and elemental sulfur contained in a Claus unit tail gas (residual gas) are catalytically converted by either hydrogenation or hydrolysis to H<sub>2</sub>S. This hydrogenation  
25 or hydrolysis treatment is carried out at a temperature in the range of from 140 °C to 550 °C using a catalyst that contains a compound of a metal selected from the metals of groups Va, VIa and VIII of the periodic table which is deposited on a silica or silica/alumina support. A more specific catalyst disclosed in the '098 patent is an impregnated bead that includes cobalt oxide and molybdenum oxide deposited on alumina. While the '098 patent  
30 discloses a catalyst including alumina impregnated with 1.75 wt % cobalt and 8 wt % molybdenum, there are no teachings concerning the ranges of these components or concerning the form of the alumina of the catalyst. There further is no recognition of the importance of the pore structure characteristics of the catalyst in providing for low-

temperature hydrogenation and hydrolysis reactions or in providing for high conversion of sulfur compounds to hydrogen sulfide.

U. S. Patent No. 6080379 discloses an alumina catalyst used for the treatment of sulfur-containing gases either by carrying out the Claus reaction or by hydrolysis. The catalyst has an optimized macroporosity wherein its porosity is such that the volume in the pores of diameter greater than 0.1  $\mu\text{m}$  (1,000  $\text{\AA}$ ) is greater than 12 ml/100g of catalyst and that the ratio of the volume in the pores of diameter greater than 1  $\mu\text{m}$  (10,000  $\text{\AA}$ ) to the volume in the pores of diameter greater than 0.1  $\mu\text{m}$  (1,000  $\text{\AA}$ ) is greater than or equal to 0.65. The alumina may possibly be a transition alumina selected from the group consisting of rho ( $\rho$ ), chi ( $\chi$ ), eta ( $\eta$ ), gamma ( $\gamma$ ), kappa ( $\kappa$ ), theta ( $\theta$ ), delta ( $\delta$ ), and alpha ( $\alpha$ ). The catalyst may additionally contain a metal oxide. The use of the catalyst in the hydrolysis of  $\text{CS}_2$  appears to require a significantly high reactor temperature but still without providing for a high  $\text{CS}_2$  conversion.

U.S. Patent No. 8142748 discloses a hydrolysis catalyst that provides for the low-temperature reduction of sulfur compounds contained in a gas stream. The catalyst is an impregnated catalyst. One significant characteristic of the catalyst is its macroporosity, which provides a pore structure such that a large percentage, in particular, greater than 30%, of its total pore volume is contained within the pores of a pore diameter greater than 10,000  $\text{\AA}$ . The catalyst comprises alumina and relatively high loadings of Group VI and Group VIII metals. A preferred embodiment of the catalyst has at least 50 percent alumina in the form of eta-alumina.

There are ongoing efforts to develop improved catalyst compositions that provide for high percentage conversion under low-temperature reaction conditions of sulfur compounds that are contained in gas streams such as tail gas yielded from Claus units.

Thus, accordingly, provided is a catalyst composition useful in the catalytic reduction of sulfur compounds contained in a gas stream. The catalyst composition comprises: a formed agglomerate of a calcined, comulled mixture of pseudoboehmite, a cobalt compound and a molybdenum compound. The formed agglomerate has been calcined to provide the catalyst composition that comprises gamma-alumina, at least 7.5 wt.% molybdenum; and at least 2.75 wt.% cobalt.

The catalyst composition is made by a method that comprises mixing pseudoboehmite, a cobalt component and a molybdenum component to form a comulled mixture; forming the comulled mixture into a formed agglomerate; and drying and

calcining the formed agglomerate to provide the catalyst composition, comprising gamma-alumina, at least 7.5 wt.% molybdenum; and at least 2.75 wt.% cobalt, wherein each wt.% is based on the total weight of the catalyst composition and the metal as an oxide regardless of its actual form.

5           The catalyst composition has application in the hydrolysis of sulfur compounds and carbon monoxide contained in gas streams. This process comprises introducing a gas stream, comprising a sulfur compound or carbon monoxide, or both, into a reactor that defines a reaction zone containing the catalyst composition and which is operated at suitable reaction conditions; and contacting the gas stream with the catalyst composition under suitable hydrolysis reaction  
10 conditions.

          In one aspect, there is provided a catalyst composition useful in the catalytic reduction of sulfur compounds contained in a gas stream, wherein said catalyst composition comprises: a formed agglomerate of a comulled mixture, comprising pseudoboehmite, a cobalt compound and a molybdenum compound, wherein said formed agglomerate has been calcined to provide said  
15 catalyst composition, comprising gamma-alumina, from 7.5 wt.% to 15 wt.% molybdenum; and from 2.75 wt. % to 6 wt.% cobalt, wherein each wt.% is based on the total weight of said catalyst composition and the metal as an oxide regardless of its actual form; wherein said catalyst composition has a bimodal pore structure such that: less than 6 % of the total pore volume of said catalyst composition is contained within pores having a pore diameter greater than 10,000  
20 Å; a first major portion of greater than 25 % and less than 60 % of the total pore volume of said catalyst composition is contained within pores having a pore diameter in the range of from 50 Å to 150 Å; a second major portion of greater than 15 % and less than 50 % of the total pore volume of said catalyst composition is contained within pores having a pore diameter in the range of from 1000 Å to 10,000 Å; and a minor portion of less than 15 % of the total pore  
25 volume of said catalyst composition is contained within pores having a pore diameter in the range of from 150 Å to 1000 Å; and wherein pore diameter is determined by surface area from mercury porosimetry, with a contact angle of 140 degrees.

          In another aspect, there is provided a hydrolysis process, in the presence of water and hydrogen, for the reductive conversion of sulfur compounds contained in a gas stream,  
30 comprising: introducing a gas stream, comprising a sulfur compound selected from the group of compounds consisting of carbonyl sulfide (COS), carbon disulfide (CS<sub>2</sub>), sulfur dioxide (SO<sub>2</sub>), and elemental sulfur (S<sub>x</sub>), or carbon monoxide, or both, into a reactor that defines a reaction zone

containing the catalyst composition as described herein and operated at suitable reaction conditions wherein the inlet temperature at which the gas is introduced into the hydrolysis reactor ranges from 140-250°C, the pressure of the hydrolysis reactor ranges from 1 bar to 100 bar and the gaseous hourly space velocity (GHSV) at which the gas stream and, if any, the added reducing gas are introduced into the hydrolysis reactor ranges from 10hr<sup>-1</sup> to 10,000 hr<sup>-1</sup>; and contacting said gas stream with said catalyst composition, wherein said catalyst composition comprises a formed agglomerate of a comulled mixture, comprising pseudoboehmite, a cobalt compound and a molybdenum compound, wherein said comulled mixture has been calcined to provide said catalyst composition, comprising gamma-alumina, from 7.5 wt.% to 15 wt.% molybdenum; and from 2.75 wt.% to 6 wt.% cobalt, wherein each wt.% is based on the total weight of said catalyst composition and the metal as an oxide regardless of its actual form; wherein said catalyst composition has a bimodal pore structure such that: less than 6% of the total pore volume of said catalyst composition is contained within pores having a pore diameter greater than 10,000 Å; a first major portion of greater than 25 % and less than 60 % of the total pore volume of said catalyst composition is contained within pores having a pore diameter in the range of from 50 Å to 150 Å; a second major portion of greater than 15 % and less than 50 % of the total pore volume of said catalyst composition is contained within pores having a pore diameter in the range of from 1000 Å to 10,000 Å; and a minor portion of less than 15 % of the total pore volume of said catalyst composition is contained within pores having a pore diameter in the range of from 150 Å to 1000 Å; and wherein pore diameter is determined by surface area from mercury porosimetry, with a contact angle of 140 degrees.

In another aspect, there is provided a method of making the catalyst composition as described herein, useful for the catalytic reduction of sulfur compounds or carbon monoxide, or both, contained in a gas stream, wherein said method comprises: mixing pseudoboehmite, a cobalt component selected from ammonium cobalt compounds, and phosphates, nitrates, oxalates, sulfates, and halides of cobalt, and a molybdenum component to form a comulled mixture; forming said comulled mixture into a formed agglomerate; drying and calcining said formed agglomerate in the presence of an oxygen-containing fluid at a calcination temperature in the range of from 300 °C to 800 °C for 0.1 to 96 hours to provide said catalyst composition; wherein the alumina powder component used in the formation of the co-mulled mixture comprises particles of alumina that is predominantly in the pseudoboehmite crystalline form having a median pore diameter by surface area from mercury porosimetry with a contact angle of 140 degrees in the range of from 60 Å to 120 Å, and wherein at least 90 wt. % of said alumina

particles are able to pass through the mesh of a sieve No. 35, having a nominal sieve opening of 0.500 mm, and at least 90 wt. % of said alumina particles are not able to pass through or being retained by the mesh of a sieve No. 400 having a nominal sieve opening of 0.037 mm.

FIG. 1 is a bar chart comparing the performance of the inventive catalyst to that of comparison catalysts when used in the hydrolysis conversion of carbonyl sulfide (COS) contained in a synthetic tail gas feed by showing the unconverted COS of the effluent of the reactor operated at various reactor temperatures.

FIG. 2 is a bar chart comparing the performance of the inventive catalyst to that of comparison catalysts when used in the hydrolysis conversion of carbon monoxide (CO) contained in a synthetic tail gas feed by showing the unconverted CO of the effluent of the reactor operated at various reactor temperatures.

The catalyst of the invention has properties that make it particularly useful in the low-temperature hydrolysis of carbonyl sulfide that may be contained in gas streams such as Claus tail gases or other gas streams having concentrations of carbonyl sulfide that need to be removed or reduced to acceptable levels. This catalyst also has application in low-temperature conversion of carbon monoxide of the water-gas shift reaction.

The term hydrolysis reaction is used in this specification to mean the reaction of carbonyl sulfide with water to yield hydrogen sulfide and carbon dioxide.

The references herein to the water-gas shift reaction are to the equilibrium reaction of carbon monoxide and water to carbon dioxide and hydrogen.

The inventive catalyst composition has a unique combination of features that provide for its enhanced catalytic properties. It is believed that the combination of co-mulling of the catalyst components along with the high metals content of the finished catalyst contributes to its enhanced properties. It also is thought that the use of the pseudoboehmite form of alumina in the preparation of the formed agglomerate of the co-mulled mixture and the subsequent conversion of the pseudoboehmite alumina form to the

gamma alumina form to yield the finished catalyst contributes to the enhanced properties of the inventive catalyst. The manner by which the catalyst is prepared and its components provide the inventive composition having a specific pore structure that in combination with other features of the catalyst further contributes to its enhanced properties.

5           Thus, the catalyst necessarily is a co-mulled catalyst. What is meant by the use of the term “co-mulled” is that the starting materials of the catalyst are combined and mixed together to form a mixture of the individual components that is preferably or substantially uniform or homogeneous. This term is intended to be broad enough in scope to include mixing of the starting materials that include pseudoboehmite, a cobalt compound, and a  
10 molybdenum compound so as to yield a co-mulled mixture that can be formed into agglomerate particles. The co-mulled mixture can be a paste or a plastic mixture that is capable of being formed into agglomerate particles by any of the known agglomeration methods or extruded into extrudate particles by any of the known extrusion methods.

          The preferred method of agglomerating the co-mulled mixture is by extrusion to  
15 form extrudate particles having overall diameters in the range of from 0.5 mm to 10 mm or from 0.75 mm to 8 mm and length to diameter ratios of from 1:1 to 10:1 or even higher. The extrudates can be any of the typical shapes such as cylinders and multilobal shapes.

          Thus, the formation of the co-mulled mixture is done by any method or means known to those skilled in the art, including, but not limited to, the use of such suitable  
20 types of solids-mixing machines as tumblers, stationary shells or troughs, muller mixers, which are either batch type or continuous type, and impact mixers, and the use of such suitable types of either batch-wise or continuous mixers for mixing solids and liquids or for the formation of paste-like mixtures that are extrudable.

          Suitable types of batch mixers include, but are not limited to, change-can mixers,  
25 stationary-tank mixers, double-arm kneading mixers that are equipped with any suitable type of mixing blade.

          Suitable types of continuous mixers include, but are not limited to, single or double screw extruders, trough-and-screw mixers and pug mills.

          The mixing of the starting materials used in the preparation of the co-mulled  
30 mixture can include water and appropriate amounts of a mineral acid, such as nitric acid, as is necessary to provide the aforementioned paste-like mixtures having a loss on ignition (LOI) in the range of from 40% to 80% as determined by the standard test method ASTM D7348. It has been found that the co-mulled mixture with an LOI in this range provides for

a paste having desirable extrusion properties, and it contributes to a finished catalyst product having the required pore structure characteristics of the inventive catalyst as described in detail throughout this specification.

The mixing of the starting materials used in the preparation of the co-mulled  
5 mixture is conducted for time period necessary to properly homogenize the co-mulled mixture. Generally, the blending time is in the range of upwardly to 12 or more hours. Typically, the blending time is in the range of from 0.1 hours to 1 hour.

The alumina powder component used in the formation of the co-mulled mixture comprises particles of alumina that is predominantly in the pseudo-boehmite crystalline  
10 form ( $\text{Al}_2\text{O}_3 \cdot x\text{H}_2\text{O}$  where  $x$  is an intermediate value between  $x=1$  boehmite and  $x=3$  gibbsite), with about 20 wt. % to 30 wt. % water content, and is characterized as having a median pore diameter by surface area from mercury porosimetry (with a contact angle of 140 degrees) in the range of from about 60 Å to about 120 Å. The alumina is in a reasonably divided state so as to be in the form of a powder (when dry) that allows for its  
15 co-mulling or mixing with the metal compounds, water and other constituents that make up the co-mulled mixture of the invention.

The alumina powder component may contain silica and, if silica is present, it is preferred for the alumina to contain less than 2 wt. % silica, and, most preferred, less than 1 wt. % silica. The alumina powder may have an absence of a material amount of silica.  
20 The alumina component used in the preparation of the co-mulled mixture comprises, consists essentially of, or consists of pseudoboehmite that is in a reasonably divided state so as to be in the form of a powder (when dry) that allows for its co-mulling or mixing with the metal compounds, water and other constituents that make up the co-mulled mixture of the invention.

The alumina particles of the alumina powder may be described in terms of mesh  
25 size with most of the particles, i.e. at least 90 wt. % of the particles, being able to pass through the mesh of a sieve No. 35 (nominal sieve opening of 0.500 mm) and most of the particles, i.e., at least 90 wt. % of the particles, not being able to pass through or being retained by the mesh of a sieve No. 400 (nominal sieve opening of 0.037 mm).

The inventive catalyst further has a particular pore structure that as noted above  
30 contributes to its enhanced properties. It is important for the catalyst to have a bimodal pore structure but with most of its total pore volume being contained in pores having pore diameters of less than 10,000 angstroms (Å). In particular, less than 6 percent (%) of the

total pore volume of the catalyst is contained within its pores having a pore diameter greater than 10,000 Å. The preferred catalyst composition has less than 5 %, and, more preferred, less than 4 % of its total pore volume contained in pores of a pore diameter greater than 10,000 Å.

5           The pore structure of the catalyst is such that the ratio of the total volume of pores having a diameter greater than 10,000 Å to the total volume of pores having a diameter greater than 1,000 Å is less than 0.6. It is preferred for this ratio to be less than 0.5, and, most preferred, the ratio is less than 0.4.

          In addition to the pore structure characteristics of the inventive catalyst having a  
10   small portion of its total pore volume in pores having a diameter greater 10,000 Å, the pore structure is bimodal in that a first major portion of the total pore volume of the inventive catalyst is contained within its pores having a diameter in the range of from 50 Å to 150 Å, and a second major portion of the total pore volume is contained within its pores having a diameter in the range of from 1,000 to 10,000 Å. Only a minor portion of the total pore  
15   volume of the catalyst is contained within the pores having a diameter in the range of from 150 Å to 1,000 Å.

          The first major portion of the total pore volume is in the range of from 15 % to 60 % of the total pore volume of the catalyst, and the second major portion of the total pore volume is in the range of from 10 % to 50 % of the total pore volume of the catalyst.

20           The minor portion of the total pore volume is less than 15 % of the total pore volume of the catalyst. Preferably, the minor portion is less than 13% and, it is even less than 10% of the total pore volume of the catalyst.

          Thus, the bimodal pore structure of the catalyst is such that greater than 15 %, preferably, greater than 20 %, and, more preferably, greater than 25 % of the total pore  
25   volume of the catalyst is contained in its pores having a pore diameter in the range of from 50 Å to 150 Å. The upper end of the range of pore volume contained in the pores having a pore diameter in the range of from 50 Å to 150 Å is less than 60 % of the total pore volume of the catalyst, preferably, less than 50 %, and, most preferably, less than 40 %.

          Regarding the second major portion of the bimodal pore structure of the catalyst, it  
30   includes greater than 10 %, preferably, greater than 12 %, and, more preferably, greater than 15 % of the total pore volume of the catalyst is contained in its pores having a pore diameter in the range of from 1,000 Å to 10,000 Å. The upper end of the range of pore volume contained in the pores having a pore diameter in the range of from 1,000 Å to

10,000 Å is less than 50 % of the total pore volume of the catalyst, preferably, less than 45 %, and, most preferably, less than 40 %.

An essential feature of the inventive catalyst is for it to have a high level or concentration of cobalt and molybdenum metals.

5           The cobalt compound of the co-mulled mixture is a cobalt compound that is convertible to an oxide upon calcination within the presence of oxygen. The cobalt compound can be selected from suitable cobalt salt compounds. Such compounds may include a cobalt compound selected from ammonium cobalt compounds, and phosphates, nitrates, oxalates, sulfates, and halides of cobalt. A particularly favorable cobalt salt that is  
10 found to be a useful cobalt compound for the co-mulled mixture is cobalt nitrate. It is preferable to combine the cobalt compound with the other components of the co-mulled mixture in the form of a first aqueous solution that comprises cobalt. The first aqueous solution may be formed by dissolving the cobalt salt in water. The most preferred cobalt salt is cobalt nitrate.

15           The molybdenum compound of the co-mulled mixture is a molybdenum compound that is convertible to an oxide upon calcination within the presence of oxygen. The molybdenum compound can be selected from suitable molybdenum salt compounds. Such compounds may include a molybdenum compound selected from such compounds as ammonium molybdate, potassium molybdate, sodium molybdate, phosphomolybdic acid,  
20 molybdenum disulphide, molybdenum trioxide, and molybdic acid. It is preferable to combine the molybdenum compound with the other components of the co-mulled mixture in the form of a second aqueous solution that comprises molybdenum. The second aqueous solution may be formed by dissolving the molybdenum salt in water. The most preferred molybdenum salt is an ammonium molybdate such as ammonium heptamolybdate and  
25 ammonium dimolybdate.

To provide the finished catalyst composition of the invention, the formed agglomerate of the co-mulled mixture is dried and then calcined. The drying of the co-mulled mixture is not a critical step and is generally performed in air and at a drying  
30 suitable time period that can provide the desired amount of drying.

Calcination of the co-mulled mixture is an essential and important feature of the inventive catalyst composition in that it provides for the conversion of the metal compounds to their oxide forms and the pseudoboehmite alumina to the gamma alumina

form. It is thought that the co-mulling of the pseudoboehmite with the metal components and subsequent conversion by calcination of these components contributes to providing a catalyst product having especially good catalytic properties.

The calcination of the formed aggregates or agglomerates of the co-mulled mixture is conducted in the presence of an oxygen-containing fluid, such as air, at a temperature and for a time period that are suitable for achieving the desired degree of calcination to provide the final catalyst composition of the invention. Generally, the calcination temperature is in the range of from 300 °C to 800 °C, preferably, from 350 °C to 700 °C, and more preferably, from 400 °C to 600 °C. The calcination time period can be in the range of from 0.1 hour to 96 hours.

The concentration levels of the metal components of the calcined co-mulled mixture are a critical feature of the inventive catalyst. The metals loading are considered to be relatively high and it is the combination of the high concentrations of the metals with the other important features of the catalyst that provide for a catalyst having the aforementioned enhanced catalytic properties.

The cobalt component of the calcined co-mulled mixture is at least 2.75 weight percent (wt. %). It is more desirable for the cobalt to be present in the calcined co-mulled mixture in an amount in the range of from 2.85 wt. % to 6 wt. %. Preferably, the cobalt component is present in the calcined co-mulled mixture in an amount in the range of from 3.0 to 5 wt. %, and, more preferably, the cobalt component is present in an amount in the range of from 3.1 to 4 wt. %.

The molybdenum component of the calcined co-mulled mixture is at least 7.5 weight percent (wt. %). It is more desirable for the molybdenum to be present in the calcined co-mulled mixture in an amount in the range of from 7.75 wt. % to 15 wt. %. Preferably, the molybdenum component is present in the calcined co-mulled mixture in an amount in the range of from 8.0 to 12 wt. %, and, more preferably, the molybdenum component is present in an amount in the range of from 8.5 to 10.5 wt. %.

The references herein to the weight percent of a metal component of the calcined co-mulled mixture are based on the total weight of the catalyst composition with the metal component as an oxide regardless of the actual form of the metal component.

The inventive catalyst, thus, is a calcined, formed agglomerate of the co-mulled mixture that comprises, consists essentially of, or consists of gamma alumina, a cobalt component, and a molybdenum component. The amount of the gamma alumina component

contained in the catalyst may fill up to the balance of the composition after taking into account the metals. Thus, the gamma alumina component of the catalyst is present in an amount in the range up to about 89.75 wt. % of the composition. Typically, the catalyst includes gamma alumina in an amount in the range of from about 80 wt. % to about 89 wt. %  
5 %, preferably, from 85 wt. % to 89 wt. %.

The inventive catalyst composition is useful in the hydrolysis of sulfur compounds that are contained in a gas stream, and, more particularly, the catalyst composition is especially useful in the treatment of tail gas streams generated by Claus process units in order to convert the sulfur compounds contained in the tail gas stream to H<sub>2</sub>S, which  
10 subsequently may be removed by any of the many suitable means or methods known to those skilled in the art for removing H<sub>2</sub>S from a gas stream.

The catalyst composition has certain unique catalytic properties when used in the treatment of Claus unit tail gas streams that allows for the operation of a hydrolysis reactor at lower temperature conditions than required for hydrolysis reactors that utilize  
15 conventional catalysts, and the catalyst composition provides for a high conversion of the sulfur compounds even at the lower reactor temperature conditions.

The catalyst composition further allows for the passing of the gas stream through the hydrolysis reactor at a much higher flow rate, and, thus, a much higher space velocity, than is allowed for hydrolysis reactors that are loaded with conventional catalysts, but, still  
20 provide for a high conversion of sulfur compounds at the reduced reactor temperature conditions.

In the operation of a typical conventional hydrolysis reactor system, which includes a reactor loaded with a conventional hydrolysis catalyst, the tail gas is required to be heated up significantly prior to its introduction into the hydrolysis reactor. This is due to  
25 the tail gas that is discharged from a Claus unit passing from the sulfur condenser that operates close to the condensation temperature of elemental sulfur. The temperature of a typical Claus unit tail gas stream is in the range of from 110 °C to 125 °C. For conventional hydrolysis units, the tail gas typically must be heated up so that the introduction temperature, or reactor inlet temperature, of the tail gas feed to the hydrolysis reactor is in  
30 the range of from 250 °C to 350 °C. Any reduction of this required tail gas feed inlet temperature to the hydrolysis reactor will provide significant energy savings in its operation.

The use of the inventive catalyst composition in the treatment of a Claus tail gas stream can, thus, provide significant energy savings by reducing the temperature required to treat a Claus tail gas stream.

The gas stream that can be treated using the inventive catalyst composition includes  
5 one or more gaseous compounds, and, further, it comprises at least one sulfur compound. As the term is used herein, a sulfur compound is a molecular or elemental compound selected from the group of compounds consisting of carbonyl sulfide (COS), carbon disulfide (CS<sub>2</sub>), sulfur dioxide (SO<sub>2</sub>), and elemental sulfur (S<sub>x</sub>). Hydrogen sulfide is omitted from this definition of a sulfur compound; because, the inventive catalyst  
10 composition is not intended to provide for the conversion of H<sub>2</sub>S, but, rather, the sulfur compounds are intended to be reduced by a reduction reaction to hydrogen sulfide.

The hydrogen sulfide may afterward be removed from the treated gas stream. The gas stream, thus, includes a compound that is normally gaseous or is in the gas phase at the temperature and pressure conditions of the hydrolysis reactor operation. Examples of  
15 gaseous compounds, other than the aforementioned sulfur compounds, include nitrogen, oxygen, carbon dioxide, carbon monoxide, hydrogen, water, and lower hydrocarbons such as methane, ethane and ethylene.

The total concentration of sulfur compounds contained in the gas stream that is charged to or introduced into the hydrolysis reactor containing the inventive catalyst  
20 composition can be in the range of from 0.01 volume % (100 ppmv) to 5 volume % of the total gas stream. More typically, the sulfur compound concentration is in the range of from 0.02 vol. % (200 ppmv) to 3 vol. %.

As earlier noted, the catalyst composition is particularly suited for the treatment of a Claus tail gas stream in order to convert the sulfur compounds contained therein to  
25 hydrogen sulfide so as to provide a treated gas stream having a reduced concentration of sulfur compounds below the concentration of sulfur compounds in the tail gas stream to be treated. The following Table 1 presents typical ranges for the more common components that make up a Claus tail gas stream.

Table 1 – Claus Tail Gas Composition

<b>Component</b>	<b>Broad Range (vol. %)</b>	<b>Intermediate Range (vol. %)</b>	<b>Narrow Range (vol. %)</b>
H <sub>2</sub> S	0.2 – 2	0.4 – 1.5	0.6 – 1.2
SO <sub>2</sub>	0.1 – 1	0.2 – 0.75	0.3 – 0.6
S <sub>x</sub>	0 – 0.2	0.005 – 0.15	0.01 – 0.1
CO <sub>2</sub>	1 – 25	2 - 22	3 - 20
H <sub>2</sub> O	20 – 50	25 - 40	30 –35
N <sub>2</sub>	40 – 80	45- 70	50 –60
H <sub>2</sub>	0.5 – 4	1 – 3	1.5 – 2.5
CO	0.01 – 2	0.1 – 1	0.2 – 0.8
COS	0.005 – 1	0.015 – 0.5	0.01 – 0.1
CS <sub>2</sub>	0.005 – 1	0.015 – 0.5	0.01 – 0.1
Total Sulfur Comp.	0.11 – 3.2	0.23 – 1.9	0.33 – 0.9

In the hydrolysis process of the invention, a gas stream, having a concentration of a sulfur compound, is introduced into a hydrolysis reactor that contains the catalyst composition and that is operated at suitable hydrolysis or reduction reaction conditions. Within the hydrolysis reactor, the gas stream is contacted with the catalyst composition that is contained therein. A treated gas stream, having a reduced concentration of the sulfur compound, is yielded from the hydrolysis reactor. While the treated gas stream will have an increase in the concentration of H<sub>2</sub>S over that of the gas stream, the treated gas stream will have a reduced concentration of sulfur compounds over that of the gas stream. The reduced concentration of sulfur compounds should, generally, be less than 100 ppmv, preferably, less than 50 ppmv, and, most preferably, less than 30 ppmv.

As previously noted, one advantage from the use of the inventive catalyst composition in the hydrolysis of a Claus tail gas stream is that it allows for the operation of the hydrolysis reactor at a relatively low inlet temperature, for example, of less than 250 °C. There is a minimum temperature at which the gas stream should be introduced into the hydrolysis reactor, and, thus, the inlet temperature at which the gas stream is charged to or introduced into the hydrolysis reactor is generally in the range of from 140 °C to 250 °C. It is preferred for the introduction temperature to be in the range of from 150 °C to 240 °C, and, more preferred, the introduction temperature is in the range of from 160 °C to 230 °C. It is most preferred for the introduction temperature of the gas stream into the hydrolysis reactor to be in the range of from 170 °C to 220 °C.

The operating pressure of the hydrolysis reactor is generally in the range of from 1 bar (14.5 psi) to 100 bar (1450.3 psi), preferably, from 2 bar (29.0 psi) to 70 bar (1015.3 psi), and, more preferably, from 3 bar (43.5 psi) to 50 bar (725.2 psi).

The flow rate at which the gas stream and, if any, the added reducing gas, are introduced into the hydrolysis reactor is generally such as to provide a gaseous hourly space velocity (GHSV) that is in the range of from 10 hr<sup>-1</sup> to 10,000 hr<sup>-1</sup>. The term “gaseous hourly space velocity” refers to the numerical ratio of the rate at which the hydrocarbon feedstock is charged to the hydrolysis reactor in volume per hour divided by the volume of catalyst contained in the hydrolysis reactor to which the gas stream is charged. The preferred GHSV is in the range of from 10 hr<sup>-1</sup> to 8,000 hr<sup>-1</sup>, more preferably, from 500 hr<sup>-1</sup> to 5,000 hr<sup>-1</sup>, and, most preferably, from 1000 hr<sup>-1</sup> to 4,000 hr<sup>-1</sup>.

In the processing of a Claus tail gas stream, in most instances, it will contain concentrations of water and hydrogen, which can be the source of the reducing gas required for the hydrolysis reaction of the hydrolysis process. But, in the event that the gas stream does not contain a sufficient concentration of reducing gas components, reducing gas may be added as needed to the gas stream. It is generally desirable to have amounts of the reducing gases in the gas stream that are stoichiometrically required to allow for the hydrolysis reactions to proceed to close to completion.

The following examples are presented to further illustrate certain aspects of the invention, but they are not to be construed as unduly limiting the scope of the invention.

#### Example I

This Example I illustrates the preparation of the inventive catalyst composition and of the comparison catalyst.

#### Inventive Catalyst Composition

An embodiment of the inventive catalyst composition was prepared by mulling a wide pore alumina powder, which comprised primarily pseudoboehmite, with nitric acid, and water in such proportions as to provide a plastic mixture, e.g., an extrudable mixture, having a water content such that its loss on ignition is around 61%. An aqueous cobalt solution, including cobalt, was prepared by dissolving cobalt nitrate in water and an aqueous molybdenum solution, including molybdenum, was prepared by dissolving ammonium dimolybdate in water with 30% hydrogen peroxide. The two metal solutions were added to the mulling mixture and, after mixing for a period of time, a small percentage of ammonium hydroxide was mixed with the mulling mixture. The resulting

mixture was then extruded through 3.2 mm trilobe extrusion dies, and the extrudates were dried and calcined. The finished catalyst composition included alumina that was predominately in the gamma form, 9.4 wt.% molybdenum, and 3.6 wt.% cobalt. The wt.% of the metals is based on the total weight of the finished catalyst with the metals in the  
5 oxide form.

#### Comparison Catalyst Composition A

Comparison Catalyst Composition A was prepared in a similar manner as was the inventive catalyst with the exception that the concentrations of the metals were  
10 substantially lower than those of the inventive catalyst composition. The finished comparison catalyst composition A contained 7.2 wt.% molybdenum and 2.5 wt.% cobalt.

#### Comparison Catalyst Composition B

An impregnation solution was prepared by mixing aqueous ammonia, ammonium  
15 di-molybdate and cobalt hydroxide in amounts such as to target in the finished catalyst 8.5 wt.% molybdenum (on an elemental basis) and 3.3 wt.% cobalt (on an elemental basis). This mixture was heated to 45 °C and an amount of monoethanolamine (MEA) of from 1.2 to 1.5 moles MEA per mole cobalt was added to the mixture. The mixture was stirred while maintaining the temperature until the metal salts were digested. The solution was  
20 then cooled to approximately 30 °C and topped-off with water so as to provide a total volume of solution that approximated the pore volume of the alumina spheres which were to be impregnated with the solution. Alumina spheres or beads having a nominal diameter of 4 mm were impregnated with the solution and aged for two hours with occasional mixing to prevent agglomeration. The impregnated alumina spheres were dried in a  
25 convection oven at a temperature of 125 °C for one hour. The dried spheres were calcined in a muffle furnace at a temperature of 538 °C for one hour.

#### Example II

This Example II illustrates the use of the catalysts described in Example I in the  
30 hydrolysis of a gas stream containing a concentration of at least one sulfur compound and presents performance data for the catalysts.

The catalysts of Example I were performance tested using a tail gas pilot unit reactor equipped with a tube furnace used to control the reactor temperature. In preparation for the activity testing, each respective catalyst was sulfided by introducing into the reactor

3 hours at 300 °C and a 467 GHSV a feed comprising H<sub>2</sub>S and H<sub>2</sub>. A synthetic tail gas that included H<sub>2</sub>S, SO<sub>2</sub>, COS, CS<sub>2</sub>, S, H<sub>2</sub>, CO, N<sub>2</sub>, and steam, and having the typical composition as shown in Table 2, was then charged to the tail gas reactor, operated at various reactor temperatures, at a rate so as to provide a 2052 nGHSV (normal gas hourly space velocity, 3 psi unit pressure).

Table 2. Typical Feed Composition

Component	Mole %
H <sub>2</sub>	2
CO <sub>2</sub>	7
H <sub>2</sub> S	0.8
CO	1
COS	0.025
SO <sub>2</sub>	0.4
CH <sub>3</sub> SH	0
CS <sub>2</sub>	0.025
CH <sub>4</sub>	0
H <sub>2</sub> O	26
S	0
N <sub>2</sub>	62.75

The composition of the reactor effluent for each of the reactor temperature conditions was analyzed using gas chromatography. The results from the testing are presented in the following Tables 3-6, which are further illustrated by the bar charts of FIG. 1 and FIG. 2.

Table 3. Unconverted COS in the Reactor Effluent

Reactor Isothermal Temp (°C)	Unconverted COS - Inventive Catalyst (ppmv)	Unconverted COS - Comparison Catalyst A (ppmv)	Unconverted COS - Comparison Catalyst B (ppmv)	Improvement vs. Catalyst B (%)
260	12	11	20	40
240	14	30	34	59
220	44	284	147	70
200	154	281	144	-7

10

Table 4. Unconverted CO in the Reactor Effluent

<b>Reactor Isothermal Temp (°C)</b>	<b>Uncovered CO - Inventive Catalyst (wt%)</b>	<b>Uncovered COS - Comparison Catalyst A (wt%)</b>	<b>Unconverted CO - Comparison Catalyst B (wt%)</b>	<b>Improvement vs. Catalyst B (%)</b>
260	0.018	0.041	0.030	38
240	0.023	0.072	0.045	50
220	0.037	0.405	0.139	74
200	0.302	0.563	0.257	-17

Table 5. K-Values for COS Hydrolysis Reaction

<b>Reactor Isothermal Temp (°C)</b>	<b>Inventive Catalyst (k-value)</b>	<b>Comparison Catalyst A (k-value)</b>	<b>Comparison Catalyst B (k-value)</b>	<b>RVA Improvement vs. Catalyst A (%)</b>
260	2.8	3.0	2.3	-7
240	2.4	1.9	1.6	26
220	1.2	0	0.4	$\infty$
200	0.4	0	0.4	$\infty$

5

Table 6. K-Values for CO Water Gas Shift Reaction

<b>Reactor Isothermal Temp (°C)</b>	<b>Inventive Catalyst (k-value)</b>	<b>Comparison Catalyst A (k-value)</b>	<b>Comparison Catalyst B (k-value)</b>	<b>RVA Improvement vs. Catalyst A (%)</b>
260	3.4	3.2		28
240	2.7	2.4		42
220	1.6	0.8		188
200	1.1	0.5		100

The data presented in the above Tables show that the inventive catalyst exhibits enhanced catalytic performance over the comparative low-metals, co-mulled catalyst composition and the comparative impregnated catalyst composition.

It is demonstrated that the reaction rate constant provided by the inventive catalyst for the carbonyl sulfide hydrolysis reaction at the lower temperatures in comparison to that of Catalyst A is significantly higher and that this rate constant at the higher reaction temperature is relatively unchanged. In a comparison to Catalyst B, the COS hydrolysis reaction rate constant provided by the inventive catalyst is significantly higher at all reaction temperatures with the exception of the very low temperature of 200 °C, at which temperature, the rate constants provided by the two catalysts are substantially equivalent.

As a result of the higher COS hydrolysis reaction rate constant provided by the inventive catalyst, a much reduced concentration of unconverted carbonyl sulfide is yielded with the treated gas stream as compared to that which results with the comparison catalysts. This reduced concentration of unconverted carbonyl sulfide results with the use of the inventive catalyst even at the lower or reduced reaction temperatures.

FIG. 1 shows the data presented in Table 3 in the form of a bar chart, and it helps illustrate the enhanced performance characteristics of the inventive catalyst when compared to the low-metals, co-mulled catalyst composition (Catalyst A) and the impregnated catalyst (Catalyst B).

The inventive catalyst composition also exhibits improved reaction performance for the carbon monoxide water-gas shift equilibrium reaction when compared to the performance of the comparison catalysts. The reaction rate constant provided by the inventive catalyst is significantly improved for all temperatures when compared with that provided by Catalyst A. And, when the rate constant is compared against Catalyst B, the

inventive catalyst provides for a greater reaction rate constant at all temperatures except the very lowest of the temperature at which the rate constants are closely equivalent.

The higher water-gas rate constant provides for a much reduced concentration of unconverted carbon monoxide that is yielded with the treated gas stream as compared to that which results with the comparison catalyst. The higher rate constant allows for the  
5 operation of the reactor at low reaction temperatures.

FIG. 2 shows the data presented in Table 4 in the form of a bar chart, and it helps illustrate the enhanced performance characteristics of the inventive catalyst when compared to the low-metals, co-mulled catalyst composition and the impregnated catalyst.

CLAIMS:

1. A catalyst composition useful in the catalytic reduction of sulfur compounds contained in a gas stream, wherein said catalyst composition comprises:
- a formed agglomerate of a comulled mixture, comprising pseudoboehmite, a cobalt  
5 compound and a molybdenum compound, wherein said formed agglomerate has been calcined to provide said catalyst composition, comprising gamma-alumina, from 7.5 wt.% to 15 wt.% molybdenum; and from 2.75 wt. % to 6 wt.% cobalt, wherein each wt.% is based on the total weight of said catalyst composition and the metal as an oxide regardless of its actual form; wherein said catalyst composition has a bimodal pore structure such that:
- 10 less than 6 % of the total pore volume of said catalyst composition is contained within pores having a pore diameter greater than 10,000 Å;
- a first major portion of greater than 25 % and less than 60 % of the total pore volume of said catalyst composition is contained within pores having a pore diameter in the range of from 50 Å to 150 Å;
- 15 a second major portion of greater than 15 % and less than 50 % of the total pore volume of said catalyst composition is contained within pores having a pore diameter in the range of from 1000 Å to 10,000 Å; and
- a minor portion of less than 15 % of the total pore volume of said catalyst composition is contained within pores having a pore diameter in the range of from 150 Å  
20 to 1000 Å; and
- wherein pore diameter is determined by surface area from mercury porosimetry, with a contact angle of 140 degrees.
2. A catalyst composition as recited in claim 1, wherein said catalyst composition is further  
25 characterized such that the ratio of the total pore volume contained within its pores having a diameter of greater than 10,000 Å to the total pore volume contained within its pores having a diameter of greater than 1,000 Å is less than 0.6; and wherein pore diameter is determined by surface area from mercury porosimetry, with a contact angle of 140 degrees.
- 30 3. A catalyst composition as recited in claim 2, wherein said catalyst composition comprises from 7.75 to 15 wt.% molybdenum and from 2.85 wt.% to 6 wt.% cobalt.

4. A hydrolysis process, in the presence of water and hydrogen, for the reductive conversion of sulfur compounds contained in a gas stream, comprising: introducing a gas stream, comprising a sulfur compound selected from the group of compounds consisting of carbonyl sulfide (COS), carbon disulfide (CS<sub>2</sub>), sulfur dioxide (SO<sub>2</sub>), and elemental sulfur (S<sub>x</sub>), or carbon monoxide, or  
5 both, into a reactor that defines a reaction zone containing the catalyst composition as recited in any one of claims 1 to 3 and operated at suitable reaction conditions wherein the inlet temperature at which the gas is introduced into the hydrolysis reactor ranges from 140-250°C, the pressure of the hydrolysis reactor ranges from 1 bar to 100 bar and the gaseous hourly space velocity (GHSV) at which the gas stream and, if any, the added reducing gas are introduced into  
10 the hydrolysis reactor ranges from 10hr<sup>-1</sup> to 10,000 hr<sup>-1</sup>; and contacting said gas stream with said catalyst composition, wherein said catalyst composition comprises a formed agglomerate of a comulled mixture, comprising pseudoboehmite, a cobalt compound and a molybdenum compound, wherein said comulled mixture has been calcined to provide said catalyst composition, comprising gamma-alumina, from 7.5 wt.% to 15 wt.% molybdenum; and from  
15 2.75 wt.% to 6 wt.% cobalt, wherein each wt.% is based on the total weight of said catalyst composition and the metal as an oxide regardless of its actual form; wherein said catalyst composition has a bimodal pore structure such that:
- less than 6% of the total pore volume of said catalyst composition is contained within pores having a pore diameter greater than 10,000 Å;
  - 20 a first major portion of greater than 25 % and less than 60 % of the total pore volume of said catalyst composition is contained within pores having a pore diameter in the range of from 50 Å to 150 Å;
  - a second major portion of greater than 15 % and less than 50 % of the total pore volume of said catalyst composition is contained within pores having a pore diameter in  
25 the range of from 1000 Å to 10,000 Å; and
  - a minor portion of less than 15 % of the total pore volume of said catalyst composition is contained within pores having a pore diameter in the range of from 150 Å to 1000 Å; and
  - wherein pore diameter is determined by surface area from mercury porosimetry,  
30 with a contact angle of 140 degrees.
5. A process as recited in claim 4, wherein said sulfur compound is present in said gas stream at a sulfur compound concentration in the range of from 0.01 volume % to 2 volume %,

and wherein said sulfur compound is selected from the group of compounds consisting of carbonyl sulfide (COS), carbon disulfide (CS<sub>2</sub>), sulfur dioxide (SO<sub>2</sub>), and elemental sulfur (S<sub>x</sub>).

6. A process as recited in claim 5, wherein said reduced concentration of sulfur compound  
5 in said treated gas is less than 75 ppmv.

7. A process as recited in any one of claims 4 to 6, wherein said catalyst composition  
comprises from 7.75 to 15 wt.% molybdenum and from 2.85 wt.% to 6 wt.% cobalt.

10 8. A method of making the catalyst composition as recited in any one of claims 1 to 3,  
useful for the catalytic reduction of sulfur compounds or carbon monoxide, or both, contained in  
a gas stream, wherein said method comprises: mixing pseudoboehmite, a cobalt component  
selected from ammonium cobalt compounds, and phosphates, nitrates, oxalates, sulfates, and  
halides of cobalt, and a molybdenum component to form a comulled mixture; forming said  
15 comulled mixture into a formed agglomerate; drying and calcining said formed agglomerate in  
the presence of an oxygen-containing fluid at a calcination temperature in the range of from  
300 °C to 800 °C for 0.1 to 96 hours to provide said catalyst composition; wherein the alumina  
powder component used in the formation of the co-mulled mixture comprises particles of  
alumina that is predominantly in the pseudoboehmite crystalline form having a median pore  
20 diameter by surface area from mercury porosimetry with a contact angle of 140 degrees in the  
range of from 60 Å to 120 Å, and wherein at least 90 wt. % of said alumina particles are able to  
pass through the mesh of a sieve No. 35, having a nominal sieve opening of 0.500 mm, and at  
least 90 wt. % of said alumina particles are not able to pass through or being retained by the  
mesh of a sieve No. 400 having a nominal sieve opening of 0.037 mm.

25

9. A method as recited in claim 8, wherein said comulled mixture is dried before the  
calcining step at a drying temperature in the range of from 20 °C to 125 °C.

10. A method as recited in claim 9, wherein said mixing step includes comulling with said  
30 pseudoboehmite a first aqueous solution of said cobalt component and a second aqueous solution  
of said molybdenum component.

11. A method as recited in claim 10, wherein prior to mixing said first aqueous solution and said second aqueous solution with said pseudoboehmite in said mixing step, said pseudoboehmite in powder form is mixed with water and nitric acid to form a plastic mixture having a loss on ignition in the range of from 40 % to 80 % as determined by the standard test method ASTM D7348, and, thereafter, said plastic mixture, said first aqueous solution and said second aqueous solution are comulled to thereby form said comulled mixture.

12. A method as recited in claim 11, wherein said first aqueous solution comprises cobalt nitrate dissolved in water and said second aqueous solution comprises ammonium dimolybdate dissolved in water.

1/1

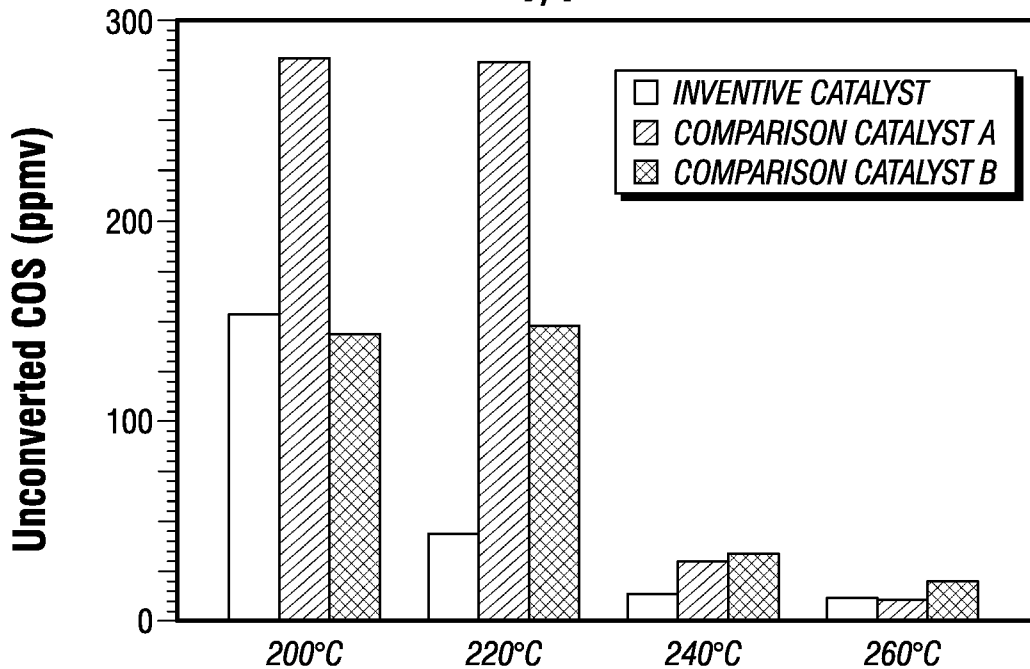


FIG. 1

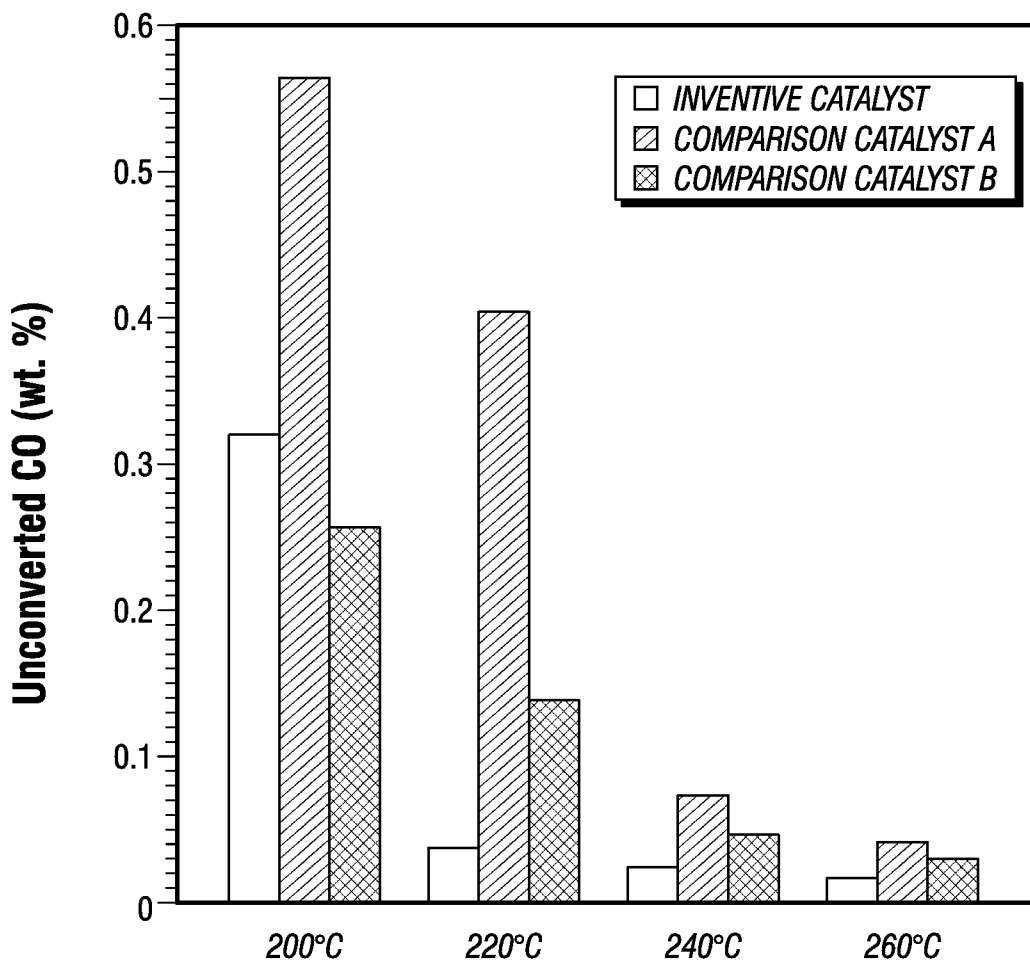


FIG. 2

