



- (51) International Patent Classification:
C01G 53/00 (2006.01) H01M 4/525 (2010.01)
H01M 4/52 (2010.01)
- (21) International Application Number:
PCT/US2013/033212
- (22) International Filing Date:
21 March 2013 (21.03.2013)
- (25) Filing Language: English
- (26) Publication Language: English
- (30) Priority Data:
13/425,536 21 March 2012 (21.03.2012) US
- (71) Applicant: THE GILLETTE COMPANY [US/US];
World Shaving Headquarters, IP/Legal Patent Department
- 3E, One Gillette Park, Boston, Massachusetts 02127
(US).
- (72) Inventors: NELSON, Jennifer, Anne; 10 Lunda Street,
#1, Waltham, Massachusetts 02451 (US). CHRISTIAN,
Paul, Albert; 44 1/2 Walker Street, Norton, Massachusetts

02766 (US). NANJUNDASWAMY, Kirakodu, S.; 47744 Fathom Place, Potomac Falls, Virginia 20165 (US). ZHANG, Fan; 1 Bramble Trail, Newtown, Massachusetts 06470 (US).

(74) Agent: GUFFEY, Timothy B.; c/o THE PROCTER & GAMBLE COMPANY, Global Patent Services, 299 East 6th Street, Sycamore Building, 4th Floor, Cincinnati, Ohio 45202 (US).

(81) Designated States (unless otherwise indicated, for every kind of national protection available): AE, AG, AL, AM, AO, AT, AU, AZ, BA, BB, BG, BH, BN, BR, BW, BY, BZ, CA, CH, CL, CN, CO, CR, CU, CZ, DE, DK, DM, DO, DZ, EC, EE, EG, ES, FI, GB, GD, GE, GH, GM, GT, HN, HR, HU, ID, IL, IN, IS, JP, KE, KG, KM, KN, KP, KR, KZ, LA, LC, LK, LR, LS, LT, LU, LY, MA, MD, ME, MG, MK, MN, MW, MX, MY, MZ, NA, NG, NI, NO, NZ, OM, PA, PE, PG, PH, PL, PT, QA, RO, RS, RU, RW, SC, SD, SE, SG, SK, SL, SM, ST, SV, SY, TH, TJ, TM, TN, TR, TT, TZ, UA, UG, US, UZ, VC, VN, ZA, ZM, ZW.

[Continued on next page]

(54) Title: METHODS OF MAKING METAL-DOPED NICKEL OXIDE ACTIVE MATERIALS

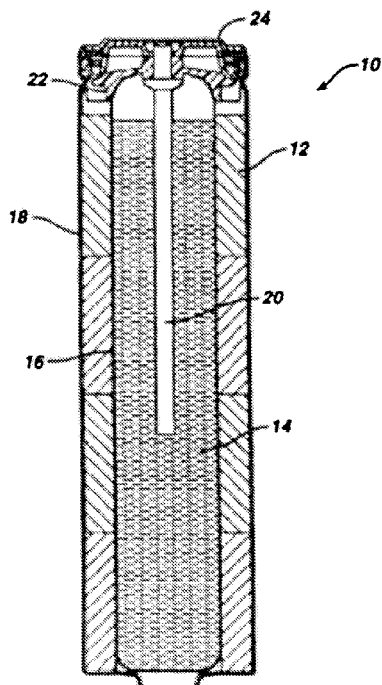


FIG. 1

(57) Abstract: The method of making cathode active materials for primary alkaline batteries comprises the steps of: combining an alkali metal compound, a nickel-containing compound, one or more metal-containing compounds, and one or more non metal-containing compounds to form a mixture; heating the mixture at a temperature above at least 185[deg.]C in an oxygen flow or an oxygen-enriched atmosphere; cooling the mixture to at least 40[deg.]C in an oxygen flow or an oxygen-enriched atmosphere; heating the mixture at a temperature above at least 775[deg.]C in an oxygen flow or an oxygen-enriched atmosphere to form a precursor; and treating the precursor with an aqueous acid solution at a temperature below 10[deg.]C to form a doped alkali metal deficient nickel oxide.



- (84) Designated States** (*unless otherwise indicated, for every kind of regional protection available*): ARIPO (BW, GH, GM, KE, LR, LS, MW, MZ, NA, RW, SD, SL, SZ, TZ, UG, ZM, ZW), Eurasian (AM, AZ, BY, KG, KZ, RU, TJ, TM), European (AL, AT, BE, BG, CH, CY, CZ, DE, DK, EE, ES, FI, FR, GB, GR, HR, HU, IE, IS, IT, LT, LU, LV, MC, MK, MT, NL, NO, PL, PT, RO, RS, SE, SI, SK, SM, TR), OAPI (BF, BJ, CF, CG, CI, CM, GA, GN, GQ, GW, ML, MR, NE, SN, TD, TG).
- Published:**
- *with international search report (Art. 21(3))*
 - *before the expiration of the time limit for amending the claims and to be republished in the event of receipt of amendments (Rule 48.2(h))*

METHODS OF MAKING METAL-DOPED NICKEL OXIDE ACTIVE
MATERIALS

TECHNICAL FIELD

5 This invention relates to methods of making cathode active materials, and more particularly to methods of making nickel (IV)-containing cathode active materials.

BACKGROUND

Batteries, such as alkaline batteries, are commonly used as electrical energy sources. Generally, a battery contains a negative electrode (anode) and a positive electrode (cathode).
10 The negative electrode contains an electroactive material (such as zinc particles) that can be oxidized; and the positive electrode contains an electroactive material (such as manganese dioxide) that can be reduced. The active material of the negative electrode is capable of reducing the active material of the positive electrode. In order to prevent direct reaction of the active material of the negative electrode and the active material of the positive electrode, the
15 electrodes are mechanically and electrically isolated from each other by an ion-permeable separator.

When a battery is used as an electrical energy source for a device, such as a cellular telephone, electrical contact is made to the electrodes, allowing electrons to flow through the device and permitting the oxidation and reduction reactions to occur at the respective electrodes
20 to provide electrical power. An electrolyte solution in contact with the electrodes contains ions that diffuse through the separator between the electrodes to maintain electrical charge balance throughout the battery during discharge.

SUMMARY

This disclosure relates to a method for preparing high-capacity primary alkaline batteries
25 including cathodes that include a layered nickel oxide with Ni having an average oxidation state greater than about +3.25 (e.g., greater than about +3.5, or greater than about +3.75) with one or more metal ions at least partially substituting for Ni ions in the crystal lattice (i.e., in solid solution), an oxidation resistant graphite; an anode including metallic zinc or zinc alloy particles (e.g., very fine zinc particles (i.e., -325 mesh)); an oxidation-resistant separator; and an alkaline
30 electrolyte solution.

The method for the preparation of the layered nickel (IV)-containing cathode active material can include an acid treatment step to delithiate (i.e., remove and/or extract Li ions) a layered lithium nickel oxide precursor comprising one or more metal ions partially substituted for the Ni and/or Li ions in the crystal lattice. The partially substituted lithium nickel oxide precursor can be synthesized by heating a mixture comprising one or more lithium salts (e.g., lithium nitrate, lithium hydroxide, lithium chloride, a spherical β -nickel hydroxide and/or oxyhydroxide), and one or more metal powders, metal oxides or other metal salts (e.g., cobalt, aluminum, magnesium, manganese, cobalt oxide, cobalt hydroxide, cobalt nitrate, cobalt carbonate, aluminum oxide, aluminum hydroxide, magnesium oxide, magnesium hydroxide, calcium oxide, calcium hydroxide, calcium carbonate, yttrium oxide, yttrium hydroxide, manganese oxide, manganese carbonate), at an elevated temperature in flowing oxygen or an oxygen-enriched atmosphere.

In one aspect, the disclosure features a method of making a cathode active material, including the steps of combining an alkali-containing compound, a nickel-containing compound, one or more metal-containing compounds, and one or more non metal-containing compounds at a stoichiometric ratio of from 1:0.98:0.02:0 to 1:0.86:0.12:0.02 to form a mixture; heating the mixture at a first temperature above at least about 185°C in flowing oxygen or an oxygen-enriched atmosphere for a first duration; cooling the mixture to at least about 40°C in flowing oxygen or an oxygen-enriched atmosphere; heating the mixture at a second temperature above at least about 775°C in flowing oxygen or an oxygen enriched atmosphere for a second duration to form a $\text{ANi}_{1-y-z-w}\text{Co}_y\text{M}^a_z\text{M}^b_w\text{O}_2$ precursor; and treating the $\text{ANi}_{1-y-z-w}\text{Co}_y\text{M}^a_z\text{M}^b_w\text{O}_2$ precursor with an aqueous acid solution at a temperature below about 10 °C to form an alkali metal deficient nickel (IV) oxide having a formula $\text{A}_x\text{Ni}_{1-y-z-w}\text{Co}_y\text{M}^a_z\text{M}^b_w\text{O}_2$; wherein A is an alkali metal, M^a is a metal dopant, M^b is a non-metal dopant, $0 \leq x \leq 0.12$, w is 0 or $0 \leq w \leq 0.02$, and $0.02 \leq y+z \leq 0.25$.

In another aspect, the disclosure features a method of making a battery, including incorporating a cathode including as the cathode active material, a lithium-deficient doped nickel(IV)-containing oxide prepared by acid treatment of a $\text{LiNi}_{1-y-z-w}\text{Co}_y\text{M}^a_z\text{M}^b_w\text{O}_2$ precursor having a layered or spinel-type crystal structure into the battery.

Embodiments of the methods may include one or more of the following features.

The alkali-containing compound can include lithium hydroxide monohydrate, lithium oxide, lithium carbonate, and lithium nitrate.

The nickel-containing compound can include nickel monoxide, nickel sesquioxide, nickel hydroxide, nickel oxyhydroxide, nickel carbonate, and/or nickel nitrate. In some embodiments, the nickel-containing compound can include β -nickel oxyhydroxide, metal-doped β -nickel oxyhydroxide, cobalt oxyhydroxide-coated β -nickel oxyhydroxide, γ -nickel oxyhydroxide, metal-doped γ -nickel oxyhydroxide, cobalt oxyhydroxide-coated γ -nickel oxyhydroxide, and/or a mixture of β -nickel oxyhydroxide and γ -nickel oxyhydroxide.

The metal-containing compound can include aluminum, magnesium, cobalt, and/or manganese metal powders. In some embodiments, the metal-containing compound can include cobalt oxide, aluminum oxide, magnesium oxide, calcium oxide, yttrium oxide, and/or manganese oxide. The metal-containing compound can include cobalt hydroxide, cobalt oxyhydroxide, cobalt carbonate, cobalt nitrate, aluminum hydroxide, magnesium hydroxide, magnesium carbonate, calcium hydroxide, calcium carbonate, yttrium hydroxide, manganese hydroxide, manganese carbonate, and/or manganese nitrate.

The non-metal-containing compound can include boron oxide, silicon powder, silicon dioxide, germanium powder, and/or germanium dioxide.

In some embodiments, the stoichiometric ratio of the nickel-containing compound to the one or more metal-containing compounds is between 0.98:0.02 to 0.80:0.20 (e.g., between 0.96:0.04 to 0.85:0.15, between 0.99:0.01 to 0.95:0.05).

In some embodiments, the first temperature is between 185 and 225°C. The second temperature can be between 750 and 850 °C (e.g., 775 and 825°C). The first duration can be between 16 and 20 hours (e.g., 18 hours). The second duration can be between 24 and 60 hours (e.g., 48 hours).

In some embodiments, x is less than 0.1; $0.02 \leq y \leq 0.15$ (e.g., y is 0); $0.02 \leq z \leq 0.08$ (z is 0); $0 \leq w \leq 0.02$ (e.g., w is 0).

The alkali metal deficient nickel oxide can be selected from the group consisting of $\text{Li}_x\text{Ni}_{1-y}\text{Co}_y\text{O}_2$, $\text{Li}_x\text{Ni}_{1-z}\text{Mg}_z\text{O}_2$, $\text{Li}_x\text{Ni}_{1-y-z}\text{Co}_y\text{Mg}_z\text{O}_2$, $\text{Li}_x\text{Ni}_{1-z}\text{Al}_z\text{O}_2$, $\text{Li}_x\text{Ni}_{1-y-z}\text{Co}_y\text{Al}_z\text{O}_2$, $\text{Li}_x\text{Ni}_{1-z}(\text{Mg}, \text{Al})_z\text{O}_2$, $\text{Li}_x\text{Ni}_{1-y-z}\text{Co}_y(\text{Mg}, \text{Al})_z\text{O}_2$, $\text{Li}_x\text{Ni}_{1-z}\text{Ca}_z\text{O}_2$, $\text{Li}_x\text{Ni}_{1-y-z}\text{Co}_y\text{Ca}_z\text{O}_2$, $\text{Li}_x\text{Ni}_{1-z}\text{Y}_z\text{O}_2$, $\text{Li}_x\text{Ni}_{1-y-z}\text{Co}_y\text{Y}_z\text{O}_2$, $\text{Li}_x\text{Ni}_{1-z}\text{Mn}_z\text{O}_2$, and $\text{Li}_x\text{Ni}_{1-y-z}\text{Co}_y\text{Mn}_z\text{O}_2$.

The $\text{LiNi}_{1-y-z-w}\text{Co}_y\text{M}_z^a\text{M}_w^b\text{O}_2$ precursor can be treated with the aqueous acid solution for 20 to 60 hours. In some embodiments, the $\text{LiNi}_{1-y-z-w}\text{Co}_y\text{M}_z^a\text{M}_w^b\text{O}_2$ precursor is treated with the aqueous acid solution for at least 40 hours. The aqueous acid solution can include aqueous solutions of sulfuric acid, nitric acid, and/or hydrochloric acid. The aqueous acid solution can have a concentration of between 2 M and 12 M (e.g., 6 M). As an example, the LiNi_{1-y-z}

$w\text{Co}_y\text{M}_z^a\text{M}_w^b\text{O}_2$ precursor can be treated with an aqueous acid solution at a temperature of about zero degree or more and/or about ten degrees Celsius or less (e.g., about zero degree Celsius or more and/or about five degrees Celsius or less).

In some embodiments, the method of making a battery further includes incorporating an anode including zinc or zinc alloy particles, an alkaline electrolyte solution, and a separator into the battery. The cathode can further include an oxidation-resistant, electrically-conductive carbon additive, such as synthetic, non-expanded oxidation-resistant graphite, graphitized carbon black, vapor phase grown carbon fibers, and/or carbon nanofibers. In some embodiments, the carbon additive is included in the cathode at a level of between 3% and 20% (e.g., between 3% and 10%) of the total cathode weight.

Embodiments of the methods may include one or more of the following advantages.

The acid-treatment step can be relatively easily integrated into a cathode active material's manufacturing process. In some embodiments, acid-treatment of a layered nickel (IV)-containing cathode active material can reduce metallic impurities (e.g., Cr, Fe, Cu) in the layered nickel (IV)-containing cathode active material and can lead to decreasing costs in battery production, as a less pure cathode active material can be treated relatively cheaply to provide a high purity cathode active material. In addition, the acid-treatment can be amenable to large scale manufacturing conditions.

The details of one or more embodiments of the invention are set forth in the accompanying drawings and the description below. Other features, objects, and advantages of the invention will be apparent from the description and drawings, and from the claims.

DESCRIPTION OF DRAWINGS

FIG. 1 is a schematic side sectional view of an alkaline primary round cell/battery.

FIG. 2 is a plot depicting the Ni-rich portion of the ternary composition diagram for Li-Ni-Co-Mg and Li-Ni-Co-Al oxide systems, indicating the compositions of 28 metal-doped lithium nickel oxides, which are precursors to the corresponding delithiated (i.e., lithium deficient) metal-doped nickel (IV) oxides.

FIG. 3 is a plot depicting an overlay of the x-ray powder diffraction patterns for cobalt, and cobalt and magnesium-doped lithium nickel oxide compositions, and undoped lithium nickel oxide, measured using Cu K α radiation and scanned between 17 and 46 degrees 2θ .

FIG. 4 is a plot depicting an overlay of the x-ray powder diffraction patterns for cobalt, and cobalt and aluminum-doped lithium nickel oxide compositions, and undoped lithium nickel oxide, measured using Cu K α radiation and scanned between 17 and 46 degrees 2 θ .

FIG. 5 includes SEM images showing representative morphologies and crystallite sizes for selected metal-doped lithium nickel oxide powders: (a) undoped lithium nickel oxide, LiNiO₂; (b) magnesium-doped lithium nickel oxide, LiNi_{0.96}Mg_{0.04}O₂; (c) aluminum-doped lithium nickel oxide, LiNi_{0.96}Al_{0.04}O₂; (d) cobalt and magnesium-doped lithium nickel oxide, Li(Ni_{0.92}Co_{0.04}Mg_{0.04})O₂; and (e) cobalt-doped lithium nickel oxide, LiNi_{0.92}Co_{0.08}O₂. Magnification for all cases is 10,000X.

FIG. 6 is a plot depicting an overlay of the voltage profile curves for alkaline button cells with cathodes including delithiated magnesium and/or cobalt-doped nickel(IV) oxides: (a) Li_xNi_{0.88}Co_{0.04}Mg_{0.08}O₂; (b) Li_xNi_{0.88}Co_{0.06}Mg_{0.06}O₂; (c) Li_xNi_{0.88}Co_{0.08}Mg_{0.04}O₂; (d) Li_xNi_{0.88}Co_{0.10}Mg_{0.02}O₂; and (e) Li_xNi_{0.88}Co_{0.12}O₂, discharged at a nominal low rate (i.e., 7.5 mA/g) to a 0.8 V cutoff voltage.

FIG. 7 is a plot depicting an overlay of the voltage profile curves for alkaline button cells with cathodes including delithiated metal-doped nickel(IV) oxides: (a) Li_xNi_{0.88}Co_{0.04}Al_{0.08}O₂; (b) Li_xNi_{0.88}Co_{0.06}Al_{0.06}O₂; (c) Li_xNi_{0.88}Co_{0.08}Al_{0.04}O₂; (d) Li_xNi_{0.88}Co_{0.10}Al_{0.02}O₂; and (e) Li_xNi_{0.88}Co_{0.12}O₂ discharged at a nominal low rate (i.e., 7.5 mA/g) to a 0.8 V cutoff voltage.

FIG. 8 is a plot depicting a comparison of specific discharge capacities for alkaline button cells containing delithiated undoped nickel (IV) oxide and the delithiated metal-doped nickel (IV) oxides, that were acid-treated for either 40 hours or 20 hours and discharged at a nominal low-rate (i.e., 7.5 mA/g) to a 0.8 V cutoff voltage.

FIG. 9 is a plot depicting a comparison of energy retention values for alkaline button cells containing delithiated metal-doped nickel (IV) oxides that were acid-treated for either 40 hours or 20 hours, and stored at 45°C for 1 week before discharge versus the corresponding initial OCV values.

FIG. 10 is a plot depicting a comparison of discharge curves for alkaline button cells with cathodes including: (a) delithiated cobalt and aluminum-doped nickel(IV) oxide, Li_xNi_{0.80}Co_{0.15}Al_{0.05}O₂; (b) delithiated cobalt, aluminum, and boron-doped nickel (IV) oxide, Li_xNi_{0.791}Co_{0.149}Al_{0.049}B_{0.01}O₂; (c) delithiated undoped nickel(IV) oxide, Li_xNiO₂; and (d) electrolytic manganese dioxide (EMD), all discharged at a nominal low rate (i.e., 9.5 mA/g) to a 0.8 V cutoff voltage.

FIG. 11 is a flow chart showing an embodiment of a method of making an alkali deficient nickel (IV) oxide.

Like reference symbols in the various drawings indicate like elements.

DETAILED DESCRIPTION

5 Referring to FIG. 1, a battery 10 includes a cylindrical housing 18, a cathode 12 in the housing, an anode 14 in the housing, and a separator 16 between the cathode and the anode. Battery 10 also includes a current collector 20, a seal 22, and a metal top cap 24, which serves as the negative terminal for the battery. Cathode 12 is in contact with housing 18, and the positive terminal of battery 10 is at the opposite end of battery 10 from the negative terminal. An
10 electrolyte solution, e.g., an alkaline solution, is dispersed throughout battery 10.

Cathode 12 can include an electrochemically active material having a doped alkali-deficient nickel oxide that optionally includes protons, an electrically conductive additive, and optionally a binder.

An undoped alkali-deficient nickel oxide can be an alkali-deficient nickel oxide having a
15 generic formula A_xNiO_2 , where "A" is an alkali metal ion, and x is less than 1 (e.g., $0 \leq x \leq 0.2$). In some embodiments, x is between about 0.06 and 0.07. In some embodiments, x is as small as possible to maximize an amount of Ni(IV) in a given alkali-deficient nickel oxide. The undoped alkali-deficient nickel oxide can have a deficiency of alkali metals compared to a nominally stoichiometric compound having a generic formula of $ANiO_2$. The alkali-deficient nickel oxide
20 can contain defects in the crystal lattice, for example, in the case where the alkali metal has deintercalated or leached out of the crystal lattice. In some embodiments, Ni ions can partially occupy interlayer alkali metal sites in the crystal lattice. In some embodiments, Ni ions can be partially absent from nickel sites in the crystal lattice, thereby creating vacancies at nickel sites. In some embodiments, the alkali metal includes Li, Na, K, Cs, and/or Rb.

25 In some embodiments, the alkali-deficient nickel oxide can be doped with a dopant metal, such as Co, Mg, Al, Ca, Mn, and/or Y. The metal-doped alkali-deficient nickel oxide can have a general formula of $A_xNi_{1-y-z}Co_yM^a_zO_2$, where A is an alkali metal, M^a is a dopant metal such as Mg, Al, Ca, Mn, and/or Y, $0 \leq x \leq 0.15$, and $0.02 \leq y+z \leq 0.25$. M^a can be a single metal or a mixture of metals. In the metal-doped alkali-deficient nickel oxide, Co can be present or
30 absent, and Mg, Al, Ca, Mn, and/or Y can be present or absent; provided that at least one of Co, or an element selected from Mg, Al, Ca, Mn, and/or Y is present in the alkali-deficient metal-doped nickel oxide. For example, the metal-doped alkali-deficient nickel oxide can have a

nominal formula $\text{Li}_{0.12}\text{Ni}_{0.92}\text{Co}_{0.08}\text{O}_2$. In some embodiments, the metal-doped alkali-deficient nickel oxide can have a formula of $\text{Li}_x\text{Ni}_{1-y}\text{Co}_y\text{O}_2$, $\text{Li}_x\text{Ni}_{1-z}\text{Mg}_z\text{O}_2$, $\text{Li}_x\text{Ni}_{1-y-z}\text{Co}_y\text{Mg}_z\text{O}_2$, $\text{Li}_x\text{Ni}_{1-z}\text{Al}_z\text{O}_2$, $\text{Li}_x\text{Ni}_{1-y-z}\text{Co}_y\text{Al}_z\text{O}_2$, $\text{Li}_x\text{Ni}_{1-z}(\text{Mg}, \text{Al})_z\text{O}_2$, $\text{Li}_x\text{Ni}_{1-y-z}\text{Co}_y(\text{Mg}, \text{Al})_z\text{O}_2$, $\text{Li}_x\text{Ni}_{1-z}\text{Ca}_z\text{O}_2$, $\text{Li}_x\text{Ni}_{1-y-z}\text{Co}_y\text{Ca}_z\text{O}_2$, $\text{Li}_x\text{Ni}_{1-z}\text{Y}_z\text{O}_2$, $\text{Li}_x\text{Ni}_{1-y-z}\text{Co}_y\text{Y}_z\text{O}_2$, $\text{Li}_x\text{Ni}_{1-z}\text{Mn}_z\text{O}_2$ or $\text{Li}_x\text{Ni}_{1-y-z}\text{Co}_y\text{Mn}_z\text{O}_2$. The metal dopant (e.g., Co, Mg, Al, Ca, Mn, and/or Y) can substitute for Ni ions and/or partially substitute for alkali metal ions in the alkali metal sites between the nickel oxygen layers in the nickel oxide crystal lattice.

In some embodiments, the alkali-deficient nickel oxide can be doped with both a non-metal dopant, such as boron (B), silicon (Si) or germanium (Ge) and a metal dopant, such as Co, Mg, Al, Ca, Mn, and/or Y. The metal and non-metal doped alkali-deficient nickel oxide can have a general formula of $\text{A}_x\text{Ni}_{1-y-z-w}\text{Co}_y\text{M}^a_z\text{M}^b_w\text{O}_2$, where A is an alkali metal, M^a is a metal dopant such as Mg, Al, Ca, Mn, and/or Y, $0 \leq x \leq 0.2$, and $0.02 \leq y+z \leq 0.25$, and M^b is a non-metal dopant such as B, Si, and/Ge and $0 \leq w \leq 0.02$. In some embodiments, $x < 1$ and $(y+z) < 0.2$; or $x < 1$, $0.01 \leq y \leq 0.2$, and $0.01 \leq z \leq 0.2$. For example, a combination of metal and non-metal doped alkali-deficient nickel oxide can have a formula of $\text{Li}_{0.1}\text{Ni}_{0.79}\text{Co}_{0.15}\text{Al}_{0.05}\text{B}_{0.01}\text{O}_2$.

In some embodiments, in a doped alkali-deficient nickel oxide having a formula of $\text{A}_x\text{Ni}_{1-y-z}\text{Co}_y\text{M}^a_z\text{O}_2$ or $\text{A}_x\text{Ni}_{1-y-z-w}\text{Co}_y\text{M}^a_z\text{M}^b_w\text{O}_2$, x is less than or equal to 0.2 (e.g., less than or equal to 0.15, less than or equal to 0.12, less than or equal to 0.1, less than or equal to 0.08, less than or equal to 0.05, or less than or equal to 0.03) and/or greater than or equal to 0 (e.g., greater than or equal to 0.03, greater than or equal to 0.05, greater than or equal 0.08, greater than or equal to 0.1, greater than or equal to 0.12, or greater than or equal to 0.15). In some embodiments, to enhance discharge performance, x is less than 0.3. In some embodiments, at least one of y or z is greater than 0. As an example, y+z is greater than 0 (e.g., greater than or equal to 0.02, greater than or equal to 0.04, greater than or equal to 0.08, greater than or equal to 0.1, greater than or equal to 0.15, greater than or equal to 0.2, or greater than or equal to 0.22) and/or less than or equal to 0.25 (e.g., less than or equal to 0.22, less than or equal to 0.2, less than or equal to 0.15, less than or equal to 0.1, less than or equal to 0.08, less than or equal to 0.04, or less than or equal to 0.02). In some embodiments, y is greater than or equal to 0 (e.g., greater than or equal to 0.02, greater than or equal to 0.04, greater than or equal to 0.08, greater than or equal to 0.1, greater than or equal to 0.12) and/or less than or equal to 0.2 (e.g., less than or equal to 0.15, less than or equal to 0.12, less than or equal to 0.1, less than or equal to 0.08, or less than or equal to 0.04). In some embodiments, z is greater than or equal to 0 (e.g., greater than or equal to 0.02, greater than or equal to 0.03, greater than or equal to 0.04, greater than or

equal to 0.05, greater than or equal to 0.06, or greater than or equal to 0.07) and/or less than or equal to 0.1 (e.g., less than or equal to 0.08, less than or equal to 0.07, less than or equal to 0.06, less than or equal to 0.05, less than or equal to 0.04, or less than or equal to 0.03). In some embodiments, w is greater than or equal to 0 (e.g., greater than or equal to 0.005, greater than or equal to 0.01, or greater than or equal to 0.015) and/or less than or equal to 0.02 (less than or equal to 0.015, less than or equal to 0.01, or less than or equal to 0.005).

In some embodiments, when a doped alkali-deficient nickel oxide has three dopants (e.g., two metal dopants and a non-metal dopant, two non-metal dopants and a metal dopant, three metal dopants, three non-metal dopants), the ratio for the three dopants can be, for example, 1:1:1; 2:1:1; 2:2:1; 3:1:1; 3:2:1; 4:1:1; 4:3:3; 5:1:1; 5:2:1; 5:3:2; 5:4:1; or 6:3:1. As an example, a $\text{Co:M}^b_1:\text{M}^b_2$ ratio can be 1:1:1; 2:1:1; 2:2:1; 3:1:1; 3:2:1; 4:1:1; 4:3:3; 5:1:1; 5:2:1; 5:3:2; 5:4:1; or 6:3:1.

The nickel in an alkali-deficient nickel oxide can have multiple oxidation states. For example, the nickel can have an average positive oxidation state of greater than 3 (e.g., greater than 3.25, greater than 3.5, or greater than 3.8) and/or less than or equal to 4 (less than 3.8, less than 3.5, less than 3.25, or less than 3.2). The nickel of the alkali-deficient nickel oxide can have a higher average oxidation state than the nickel in a corresponding stoichiometric precursor alkali nickel oxide, prior to removal of alkali metal cation A. In some embodiments, the average oxidation state of the nickel in the alkali-deficient nickel oxide can be 0.3 greater (e.g., 0.5 greater, 0.8 greater, or 0.9 greater) than the average oxidation state of the nickel in the corresponding stoichiometric precursor alkali nickel oxide.

The alkali-deficient nickel oxide including nickel having an average positive oxidation state of greater than 3, can have a layered structure; a spinel-type structure or can include a physical mixture or composite of layered and spinel-type structures, as well as other related crystal structures. As an example, a lithium deficient nickel (IV) oxide, Li_xNiO_2 prepared by delithiation of a layered LiNiO_2 can have either a layered structure related to that of the layered precursor LiNiO_2 or a spinel-type structure, depending on the stoichiometry and/or heat treatment conditions. In some embodiments, the alkali-deficient nickel oxides can have a layered crystal structure with alkali metal ions located in interlayer lattice sites between the nickel-oxygen layers. The alkali-deficient nickel oxides can have defects where alkali metal ions have been extracted. In some embodiments, the alkali metal ions can be partially replaced by protons in the crystal lattice. The interlayer spacing distance can be either maintained or changed after oxidative de-intercalation of alkali metal ions, intercalation of protons, and/or alkali metal

ion/proton exchange. In some embodiments, the interlayer spacing can increase due to substitution by alkali ions having larger ionic radii. For example, the interlayer spacing can increase when Li ions are substituted by larger potassium (K) ions, anion, and/or water molecules. In some embodiments, the interlayer spacing in alkali-deficient nickel oxides can increase due to increased electrostatic repulsion between the oxygen-containing layers after alkali ion removal.

The metal-doped, non-metal doped, and undoped alkali-deficient nickel oxides can be characterized by measurement of their x-ray powder diffraction patterns, elemental compositions, and average particle sizes. In some embodiments, crystal lattice parameters of doped or undoped alkali-deficient nickel oxide and corresponding stoichiometric precursors can be determined from powder X-ray diffraction (“XRD”) patterns. For example, X-ray powder diffraction patterns can be measured with an X-ray diffractometer (e.g., Bruker D-8 Advance X-ray diffractometer, Rigaku Miniflex diffractometer) using Cu K_{α} or Cr K_{α} radiation by standard methods described, for example, by B. D. Cullity and S. R. Stock (Elements of X-ray Diffraction, 3rd ed., New York: Prentice Hall, 2001). The unit cell parameters can be determined by Rietveld refinement of the powder diffraction data. The X-ray crystallite size also can be determined by analysis of peak broadening in a powder diffraction pattern of a sample containing an internal Si standard using the single-peak Scherrer method or the Warren-Averbach method as discussed in detail, for example, by H. P. Klug and L.E. Alexander (X-ray Diffraction Procedures for Polycrystalline and Amorphous Materials, New York: Wiley, 1974, 618-694). In some embodiments, a layered, metal-doped lithium-deficient nickel oxide can have a formula of $Li_xNi_{1-y-z}Co_yM_z^aO_2$ or $Li_xNi_{1-y-z-w}Co_yM_z^aM_w^bO_2$ can have an X-ray diffraction pattern indicating that interlayer spacing has changed relatively little compared to undoped $LiNiO_2$. For example, the 003 Miller index line at the approximate diffraction angle of $2\theta = 18.79^\circ$ can remain almost at the same angle while other Miller index (e.g., hk0) lines can show a larger shift, indicating a relatively minor change in the *a* and/or *b* unit cell parameters axis of the lattice. The extent of structural distortion also can depend on the average nickel oxidation state, the site occupancy of the lithium ions and protons, as well as total lithium ion/proton content.

In some embodiments, the mean particle size and size distribution for a alkali-deficient nickel oxide and the corresponding precursor alkali nickel oxide can be determined with a laser diffraction particle size analyzer (e.g., a SympaTec Helos particle size analyzer equipped with a Rodos dry powder dispersing unit) using algorithms based on Fraunhofer or Mie theory to compute the volume distribution of particle sizes and mean particle sizes. Particle size

distribution and volume distribution calculations are described, for example, in M. Puckhaber and S. Rothele (Powder Handling & Processing, 1999, 11(1), 91-95 and European Cement Magazine, 2000, 18-21). In some embodiments, the alkali nickel oxide precursor can include an agglomerate or a sintered aggregate (i.e., secondary particles) composed of much smaller primary particles. Such agglomerates and aggregates are readily measured using the particle size analyzer. In some embodiments, scanning electron microscopy (“SEM”) can be used to determine the morphology and average particle sizes of particles of a nickel oxide.

In some embodiments, the content of the nickel, metal dopants, non-metal dopants, and alkali metals in doped and undoped alkali-deficient nickel oxides can be determined by, for example, inductively coupled plasma atomic emission spectroscopy (“ICP-AE”) and/or atomic absorption spectroscopy (“AA”) using standard methods as described, for example, by J.R. Dean (Practical Inductively Coupled Plasma Spectroscopy, Chichester, England: Wiley, 2005, 65-87) and B. Welz and M.B. Sperling (Atomic Absorption Spectrometry, 3rd ed., Weinheim, Germany: Wiley VCH, 1999, 221-294). For example, ICP-AE spectroscopy measurements can be performed using a Thermo Electron Corporation IRIS intrepid II XSP ICP with Cetac ASX-510 autosampler attachment. For some nickel oxide samples including lithium and nickel, ICP-AE analysis can be performed separately for Li ($\lambda = 670.784$ nm), Co ($\lambda = 228.616$ nm) and Ni ($\lambda = 221.647$ nm). Analysis of doped or undoped alkali-deficient nickel oxide samples for metals can be performed by a commercial analytical laboratory, for example, Galbraith Laboratories, Inc. (Knoxville, TN). Proton content can be analyzed using a type of neutron activation analysis known as “PGAA (Prompt Gamma-ray Activation Analysis) at University of Texas - Austin using the general methods described, for example, by G. L. Molnar (Handbook of Prompt Gamma Activation Analysis, Dordrecht, The Netherlands: Kluwer Academic Publishers, 2004). The average oxidation state of the nickel and the transition metals dopants (e.g., Mn, Co) in lithium deficient metal-doped the nickel oxide can be determined by chemical titrimetry using ferrous ammonium sulfate and standardized potassium permanganate solutions as described, for example, by A. F. Dagget and W. B. Meldrun (Quantitative Analysis, Boston: Heath, 1955, 408-9). The average oxidation state of the transition metals also can be determined indirectly from the specific gravimetric capacity observed for coin cells including the lithium deficient metal-doped nickel oxide as the cathode active material, Li metal as the anode active material, and a non-aqueous electrolyte solution.

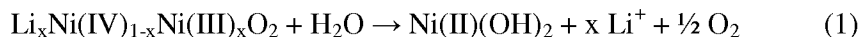
Elemental analyses of selected compositions of doped and undoped alkali nickel oxide powders were performed. Samples can be measured using inductively coupled plasma atomic

emission spectroscopy (“ICP-AE”) by a commercial analytical laboratory (e.g., Galbraith Laboratories, Inc., Knoxville, TN).

True densities of an alkali-deficient nickel oxide and the corresponding precursor nickel oxide can be measured by a He gas pycnometer (e.g., Quantachrome Ultrapyc Model 1200e) as described in general by P.A. Webb (“Volume and Density Determinations for Particle Technologists”, Internal Report, Micromeritics Instrument Corp., 2001, pp. 8-9) and in, for example, ASTM Standard D5965-02 (“Standard Test Methods for Specific Gravity of Coating Powders”, ASTM International, West Conshohocken, PA, 2007) and ASTM Standard B923-02 (“Standard Test Method for Metal Powder Skeletal Density by Helium or Nitrogen Pycnometry”, ASTM International, West Conshohocken, PA, 2008). True density is defined, for example, by the British Standards Institute, as the mass of a particle divided by its volume, excluding open and closed pores.

Inclusion of a stabilized delithiated nickel oxide containing tetravalent nickel (i.e., Ni(IV)) in a cathode active material can improve overall discharge performance of primary alkaline batteries compared to batteries including conventional cathode active materials (e.g., electrolytic manganese dioxide (EMD) or β -nickel oxyhydroxide). In some embodiments, alkaline batteries with cathodes including Ni(IV)-containing active materials can exhibit an initial or “fresh” (i.e., measured within about 1 hour of cell closure) open circuit voltage (OCV) of greater than about 1.90 V and less than about 2.10 V. Without wishing to be bound by theory, it is believed that alkaline batteries with cathodes including nickel (IV)-containing active materials having a lower OCV (e.g., less than about 1.75 V, less than about 1.70 V) can be advantageous for use with certain battery-powered electronic devices, such as devices designed for use with standard commercial alkaline batteries. In some embodiments, alkaline batteries with cathodes including nickel (IV)-containing active materials can have adequate capacity retention after storage for longer than about 1-2 weeks at ambient room temperature (e.g., or at elevated temperatures such as 45 °C or 60 °C) for extended periods of time (e.g., for one week or longer, two weeks or longer, three weeks or longer), which can provide batteries with a useful shelf life.

In some embodiments, alkaline batteries with cathodes including alkali deficient metal-doped nickel (IV) oxide can have decreased internal gas pressure buildup during storage. Without wishing to be bound by theory, it is believed that the gradual buildup of gas pressure during storage can result from generation of oxygen gas due to degradation of the alkaline electrolyte, via oxidation of water by nickel (IV) at high OCV, as shown in **Equation 1**.



In some embodiments, the metal doped alkali-deficient nickel oxide powder has a cumulative oxygen evolution volume after storing for three weeks at 25 °C in alkaline electrolyte solution of less than 5 cm³/g (e.g., less than 6 cm³/g, less than 7 cm³/g.). In some
5 embodiments, the corresponding value for undoped alkali-deficient nickel oxide powder is greater than 8.5 cm³/g.

An increase in the internal gas pressure of a cell can be undesirable, as product safety can be compromised for the consumer. For example, an increase in internal pressure can cause the battery to leak and/or vent if the gas pressure becomes sufficiently high. In some embodiments,
10 decreasing the initial OCV of alkaline primary batteries having cathodes including alkali deficient metal-doped nickel Ni(IV) oxide active materials can decrease oxygen generation, resulting in less pressure buildup during long term storage.

In some embodiments, the alkali-deficient metal-doped nickel oxide has a nominal low rate capacity of at least 350 mAh/g (e.g., at least 375 mAh/g) and a high rate capacity of at least
15 360 mAh/g after storing for 24 hours at 25 °C. The doped alkali-deficient nickel oxide can have a low rate capacity of at least 340 mAh/g (e.g., at least 350 mAh/g, at least 360 mAh/g) after storing for one week at 25 °C. The alkali-deficient metal-doped nickel oxide can have a nominal low rate capacity of at least 300 mAh/g (e.g., at least 310 mAh/g, at least 320 mAh/g, at least 330 mAh/g, at least 340 mAh/g after storing for one week at 45 °C.

In some embodiments, alkaline cells with cathodes including the doped alkali-deficient metal doped nickel oxide have a capacity retention of at least 90 percent (e.g., at least 95%)
20 when discharged at a nominally low rate after storing for one week at 25 °C. Alkaline cells with cathodes including the metal doped alkali-deficient nickel oxide can have a capacity retention of at least 80 percent (e.g., at least 85 percent) when discharged at a nominally low rate after
25 storing for one week at 45 °C.

In general, an alkali-deficient nickel oxide can be prepared by treatment of a layered lithium nickel oxide precursor having a nominal stoichiometric formula of LiNiO₂ with a 2-12M aqueous solution of a strong mineral acid (e.g., sulfuric acid, nitric acid, hydrochloric acid) at a
30 temperature below ambient room temperature (e.g., below about 10 °C, between about 0 and about 5 °C) for various periods of time ranging between 20 and 60 hours. Nearly all the lithium ions can be extracted from the interlayer regions between the nickel-oxygen layers in the crystal lattice. A suitable layered lithium nickel dioxide precursor having specific physicochemical properties can be synthesized from a commercial spherical nickel hydroxide by any of several

methods including both high and low temperature processes. For example, a layered lithium nickel dioxide can be synthesized by procedures described by Ohzuku and co-workers (J. Electrochem. Soc., 1993, 140, 1862); Ebner and co-workers (Solid State Ionics, 1994, 69, 238); U.S. Patent Nos. 4,980,080; 5,180,574; 5,629,110; and 5,264,201, each herein incorporated by reference in its entirety. A layered lithium nickel oxide precursor having at least a portion of the nickel ions substituted by one or more other metal ions or non-metal ions can be prepared, for example, via a solid state reaction of a mixture of suitable metal-containing precursor powders. For example, a powder can include particles having an average particle size of 5-200 microns, 10-100 microns, 20-50 microns, as described, for example, in U.S. Patent No. 4,980,080, U.S. Patent No. 5,629,110, U.S. Patent No. 5,955,051, U.S. Patent No. 5,720,932, U.S. Patent No. 6,274,270, and U.S. Patent No. 6,335,119, each herein incorporated by reference in its entirety. The metal ions can be a transition metal ions (e.g., Co, Mn, Y), alkaline earth metal ions (e.g., Ca, Mg) or main group metal ions (e.g., Al, Sn). Non-metal ions (e.g., B, Si, Ge) can be substituted for Ni ions and/or Li ions.

In some embodiments, referring to FIG. 11, to prepare an undoped layered lithium nickel oxide, an undoped nickel-containing precursor compound (e.g., nickel monoxide (NiO), nickel sesquioxide (Ni₂O₃), nickel hydroxide (Ni(OH)₂), nickel oxyhydroxide (NiOOH), nickel carbonate (NiCO₃), nickel nitrate (Ni(NO₃)₂)) can be combined (e.g., mixed) with a stoichiometric amount (i.e., nominally 1:1) of lithium hydroxide monohydrate (LiOH·H₂O) and/or lithium nitrate (LiNO₃) to form a mixture using a high-energy mixing process (e.g., a high-energy shaker mill, a planetary mill, a stirred ball mill, a small media mill). In some embodiments, metal and/or non-metal dopants can be combined with the mixture. The mixture can be heated sequentially at two different heat treatment temperatures in flowing oxygen gas or an oxygen-enriched atmosphere. Without wishing to be bound by theory, it is believed that at lower temperatures, gaseous H₂O and CO₂ can be driven off from the precursors, and at higher temperatures the solid state reaction to form the lithium nickel oxide can take place. For example, initially, the mixture can be heated slowly in an oxygen gas flow to between 185 and 225° C (e.g., about 205° C, about 210° C, about 220° C) at a nominal furnace ramp rate of about 0.5° C/minute, held at temperature (i.e., “soak”) for 16 to 20 hours (e.g., about 18 hours), and then allowed to furnace cool (in an oxygen flow) to nearly ambient room temperature (e.g., 25-40° C). Next, the mixture can be ground to breakup aggregates and to ensure homogeneity of the mixture; heated in a stepwise manner to between 775 and 850° C (e.g., about 800° C) with, for example, two intermediate temperature soaks. The first soak can be at about 150° C (i.e.,

between 125 and 200°C) for 0.5 to 1.5 hours (e.g., 1 hour), the second soak at about 300°C (i.e., between 250 and 350° C) for 2 to 6 hours (e.g., 3 hours). After the second soak, the mixture can be heated to between 775 and 850° C (e.g., about 800° C) and held at temperature 24 to 60 hours (e.g., 48 hours), and finally allowed to furnace cool (in an oxygen flow) to ambient room
5 temperature.

In some embodiments, to prepare a multiply metal-doped lithium nickel oxide, an undoped nickel oxide (e.g., nickel hydroxide, nickel oxyhydroxide, nickel monoxide, nickel sesquioxide, nickel carbonate) and selected metal ion sources, for example, aluminum metal powder, aluminum hydroxide (e.g., Al(OH)₃), cobalt metal powder, cobalt oxide (e.g., CoO,
10 Co₃O₄), cobalt hydroxide (e.g., Co(OH)₂), cobalt oxyhydroxide (CoOOH), cobalt carbonate (e.g., CoCO₃), cobalt nitrate (Co(NO₃)₂), magnesium metal powder, magnesium oxide (MgO), magnesium carbonate (MgCO₃), calcium oxide (e.g., CaO), calcium carbonate (e.g., CaCO₃), yttrium hydroxide (Y(OH)₃), yttrium oxide (Y₂O₃), manganese metal powder, manganese oxide (e.g., MnO, Mn₂O₃, MnO₂), manganese carbonate (e.g., MnCO₃), manganese nitrate
15 (Mn(NO₃)₂), lithium hydroxide monohydrate, and/or lithium nitrate in specified stoichiometric ratios can be mixed by a high-energy milling process. Stoichiometries of the compositions can be selected according to composition diagrams corresponding to selected metal-doped lithium nickel oxide systems, for example, LiNi_{1-y-z}Co_yMg_zO₂ and LiNi_{1-y-z}Co_yAl_zO₂. The high-energy milled mixtures including nickel oxide (e.g., nickel oxyhydroxide, nickel hydroxide) and various
20 metal ion sources serving as precursors to the metal-doped lithium nickel oxides can be heated as above for the undoped lithium nickel oxide.

In some embodiments, at least a portion of the Ni ions in a layered lithium nickel oxide precursor can be substituted by one or more non-metal ions (e.g., B, Si, Ge). A mixed metal and nonmetal-doped lithium nickel oxide can be prepared by blending a nickel oxide (e.g., nickel
25 oxyhydroxide, nickel hydroxide) powder, selected metal sources, and selected nonmetal sources, for example, boron oxide (B₂O₃), silicon powder (Si), silicon dioxide (SiO₂), germanium powder (Ge), germanium dioxide (GeO₂) and lithium hydroxide monohydrate in specified stoichiometric ratios and thoroughly mixing by a high-energy milling process. The high-energy milled mixtures including the nickel oxide and the various nonmetal and metal sources can be heated as
30 above for metal-doped lithium nickel oxides to prepare mixed nonmetal and metal-doped lithium nickel oxides.

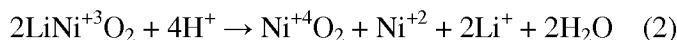
In some embodiments, the metal-doped alkali nickel oxides can be prepared via a modified solid-state process. For example, the nickel source material can be a commercial

spherical nickel oxyhydroxide powder that is either undoped, or where the nickel is partially substituted by other transition metals, for example, by about 2-5 atomic % cobalt (e.g., 3 at% Co) and/or 2-5 atomic % manganese. The nickel oxyhydroxide can be prepared by chemical oxidation of a commercial spherical β -nickel hydroxide as follows. An excess of a solid peroxydisulfate salt (e.g., sodium peroxydisulfate ($\text{Na}_2\text{S}_2\text{O}_8$), potassium peroxydisulfate ($\text{K}_2\text{S}_2\text{O}_8$), ammonium peroxydisulfate ($(\text{NH}_4)_2\text{S}_2\text{O}_8$)) can be added in portions to a stirred slurry consisting of undoped (or cobalt-doped) β -nickel hydroxide powder suspended in de-ionized water at about 20-45°C. The mixture can then be heated to about 50-80°C and stirred for about 12 to 20 hours with incremental addition of portions of aqueous NaOH solution or solid NaOH powder to maintain pH within a range of $8 < \text{pH} < 12$ (e.g., at about 10). Next, the stirring and heating can be stopped and the resulting suspension of black particles can be allowed to settle (e.g., 1-4 hours). A clear supernatant liquid can be removed and the particles can be re-suspended in a fresh aliquot of water (e.g., de-ionized water). This suspension can be stirred for 5-30 minutes, allowed to settle, the supernatant removed, and the entire process repeated until the pH of the supernatant is nearly neutral (e.g., $6 < \text{pH} < 8$, or about 7). The washed nickel oxyhydroxide product can be dried in air at about 80-100°C. In some cases, the nickel oxyhydroxide can be a γ -nickel oxyhydroxide or a mixture of β -nickel oxyhydroxide and γ -nickel oxyhydroxide.

In some embodiments, the nickel oxyhydroxide can be coated with a thin layer of cobalt oxyhydroxide (e.g., γ -CoOOH) by adding a soluble cobalt salt (e.g., cobalt sulfate ($\text{CoSO}_4 \cdot 6\text{H}_2\text{O}$), cobalt nitrate ($\text{Co}(\text{NO}_3)_2$)) to the nickel hydroxide slurry prior to addition of the peroxydisulfate oxidant. The cobalt oxyhydroxide-coated nickel oxyhydroxide product can include about 3-5 wt% of Co in the coated layer. In some embodiments, β -nickel hydroxide can be oxidized to form coated or uncoated β -nickel oxyhydroxide by treating a suspension of the nickel hydroxide powder in a stirred aqueous sodium hydroxide solution (e.g., 5N) with a concentrated (e.g., 15-30 wt%) solution of sodium hypochlorite and heating as above.

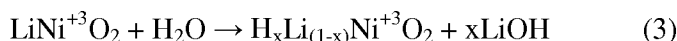
In some embodiments, preparation of nickel(IV)-containing cathode active materials requires removal of most of the interlayer Li ions from the layered lithium nickel oxide precursors. In some embodiments, the Li ions are chemically extracted via an oxidative delithiation process. Oxidative delithiation of a layered lithium nickel oxide can take place via a proton catalyzed aqueous disproportionation process such as that described in **Equation 2** and as reported by H. Arai and coworkers (J. Solid State Chem., 2002, 163, 340-9). For example, treatment of a layered lithium nickel oxide powder with an aqueous 6M H_2SO_4 solution at very

low pH can cause Ni(III) ions on the surfaces of the particles to disproportionate into equal numbers of Ni(II) and Ni(IV) ions.



The Ni(II) ions can dissolve in the acid solution whereas the Ni(IV) ions are insoluble and can remain in the solid phase.

In some embodiments, ionic exchange of Li ions by protons can take place via hydrolysis such as described in **Equation 3**. However, the introduction of protons into lattice sites formerly occupied by Li ions in the interlayer region can be undesirable since these protons can remain in the lattice even after acid treatment, and inhibit the disproportionation reaction. Further, these protons can interfere with solid state diffusion of protons inserted during discharge of cells including the lithium deficient nickel oxide as active cathode material as well as limit total discharge capacity.



An improved process for oxidative delithiation of metal-substituted layered lithium nickel oxides by treatment with an aqueous solution of a mineral acid at a relatively low temperature (e.g., between 0°C and 5°C) was described, for example, in U.S. Application Serial No. 12/722,669. After treatment by the low-temperature acid washing process in U.S. Application Serial No. 12/722,669, the isolated solid product can exhibit a total weight loss of about 50% relative to the initial dry weight of the corresponding metal-substituted $\text{LiNi}_{1-y-z}\text{Co}_y\text{M}_z\text{O}_2$ phase. This weight loss can be attributed to, for example, the partial dissolution of Ni(II) ions as well as the extraction of Li^+ ions. Dissolution of Ni^{+2} ions from the surface of the lithium nickel oxide particles can increase particle porosity thereby increasing exposure of Ni^{+3} ions inside the particles to acid and resulting additional disproportionation. An increase in the amount of disproportionation can serve to raise the average Ni oxidation state. In some embodiments, the alkali-deficient nickel oxide is prepared as described, for example, in U.S. Application USSN 12/722,669, herein incorporated by reference in its entirety.

In some embodiments, the alkali-deficient nickel oxide includes protons. For example, the alkali-deficient nickel oxide can include protons at a stoichiometric ratio of between 0.01 and 0.2 atomic percent.

X-ray powder diffraction patterns of selected compositions of delithiated metal substituted nickel oxide powders can be measured in the same manner as the corresponding metal substituted lithium nickel oxides. The observed patterns can be consistent with those reported previously, for example, by H. Arai et al. (e.g., J. Solid State Chem., 2002, 163, 340-9)

and also L. Croguennec et al. (e.g., *J. Mater. Chem.*, 2001, 11, 131-41) for other chemically delithiated layered nickel oxides having various compositions. The experimental patterns can be consistent with that reported by T. Ohzuku et al. (e.g., *J. Electrochem. Soc.*, 1993, 140, 1862) for a comparable sample of delithiated nickel oxide.

5 The alkali-deficient nickel oxide resulting from repeated acid treatment can have greater purity, greater B.E.T. specific surface area, and/or larger average pore diameter relative to the alkali metal-containing precursor nickel oxide. The specific surface areas of an alkali-deficient nickel oxide and the corresponding precursor nickel oxide can be determined by the multipoint B.E.T. N₂ adsorption isotherm method described, for example, by P. W. Atkins (Physical
10 Chemistry, 5th edn., New York: W. H. Freeman & Co., 1994, pp. 990-992) and S. Lowell et al. (Characterization of Porous Solids and Powders: Powder Surface Area and Porosity, Dordrecht, The Netherlands: Springer, 2006, pp. 58-80). The B.E.T. surface area method measures the total surface area on the exterior surfaces of particles and includes that portion of the surface area defined by open pores within the particle accessible for gas adsorption and desorption. In some
15 embodiments, the specific surface area of the alkali-deficient nickel oxide can be substantially greater than that of the precursor nickel oxide. An increase in specific surface area can be correlated with an increase in surface roughness and porosity, which also can be assessed by analyzing the microstructure of the nickel oxide particles as imaged by scanning electron microscopy (e.g., SEM micrographs at about 10,000X magnification). Porosimetric
20 measurements can be performed on the nickel oxide powders to determine cumulative pore volumes, average pore sizes (i.e., diameters), and pore size distributions. Pore sizes and pore size distributions can be calculated by applying various models and computational methods (e.g., BJH, DH, DR, HK, SF, etc.) to analyze the data from the measurement of N₂ adsorption and/or desorption isotherms, as discussed, for example, by S. Lowell et al. (Characterization of Porous
25 Solids and Powders: Powder Surface Area and Porosity, Dordrecht, The Netherlands: Springer, 2006, pp. 101-156).

In some embodiments, cathode 12 can include between 50 percent and 95 percent by weight (e.g., between 60 percent and 90 percent by weight, between 70 percent and 85 percent by weight) of the cathode active material. Cathode 12 can include greater than or equal to 50,
30 60, 70, 80, or 90 percent by weight, and/or less than or equal to 95, 90, 80, 70, or 60 percent by weight of the cathode active material. Cathode 12 can include one or more (e.g., two, three or more) doped and/or undoped alkali-deficient nickel oxides, in any combination. For example,

cathode 12 can include a mixture of $\text{Li}_x\text{Ni}_{1-y}\text{Co}_y\text{O}_2$, $\text{Li}_x\text{Ni}_{1-y-z}\text{Co}_y\text{M}^a_z\text{O}_2$, $\text{Li}_x\text{Ni}_{1-y-z-w}\text{Co}_y\text{M}^a_z\text{M}^b_w\text{O}_2$, and/or Li_xNiO_2 , where M^a is Al, Mg, Ca, Mn, and/or Y.

One or more alkali-deficient nickel oxides can make up all of the active material of cathode 12, or a portion of the active material of cathode 12. In a cathode including a mixture or blend of active materials, the active materials can include greater than about one percent to less than about 100 percent by weight of the alkali-deficient nickel oxide. For example, cathode 12 can include greater than 0%, 1%, 5%, 10%, 20%, 50%, or 70% by weight of the alkali-deficient nickel oxide (s); and/or less than or equal to about 100%, 70%, 50%, 20%, 10%, 5%, or 1% by weight of the alkali-deficient nickel oxide(s). Other examples of suitable cathode active materials that can be used in combination with the alkali-deficient nickel oxide(s) can be selected from $\gamma\text{-MnO}_2$ (e.g., EMD, CMD), $\beta\text{-NiOOH}$, $\gamma\text{-NiOOH}$, AgO, Ag_2O , AgNiO_2 , AgCoO_2 , $\text{AgCo}_x\text{Ni}_{1-x}\text{O}_2$, AgCuO_2 , $\text{Ag}_2\text{Cu}_2\text{O}_3$, and combinations thereof.

In some embodiments, cathode 12 can include an electrically conductive additive capable of enhancing the bulk electrical conductivity of cathode 12. Examples of conductive additives include graphite, carbon black, silver powder, gold powder, nickel powder, carbon fibers, carbon nanofibers, carbon nanotubes, acetylene black, manganese dioxide, cobalt oxide, cobalt oxyhydroxide, silver oxide, silver nickel oxide, nickel oxyhydroxide, and indium oxide. Preferred conductive additives include graphite particles, graphitized carbon black particles, carbon nanofibers, vapor phase grown carbon fibers, and single and multiwall carbon nanotubes. In certain embodiments, the graphite particles can be non-synthetic (i.e., "natural"), nonexpanded graphite particles, for example, NdG MP-0702X available from Nacional de Grafite (Itapeirica, Brazil) and FormulaBT™ grade available from Superior Graphite Co. (Chicago, IL). In other embodiments, the graphite particles can be expanded natural or synthetic graphite particles, for example, Timrex® BNB90 available from Timcal, Ltd. (Bodio, Switzerland), WH20 or WH20A grade from Chuetsu Graphite Works Co., Ltd. (Osaka, Japan), and ABG grade available from Superior Graphite Co. (Chicago, IL). In yet other embodiments, the graphite particles can be synthetic, non-expanded graphite particles, for example, Timrex® KS4, KS6, KS15, MX15 available from Timcal, Ltd. (Bodio, Switzerland). The graphite particles can be oxidation-resistant synthetic, non-expanded graphite particles. The term "oxidation resistant graphite" as used herein refers to a synthetic graphite made from high purity carbon or carbonaceous materials having a highly crystalline structure. Suitable oxidation resistant graphites include, for example, SFG4, SFG6, SFG10, SFG15 available from Timcal, Ltd., (Bodio, Switzerland). The use of oxidation resistant graphite in blends with another

strongly oxidizing cathode active material, nickel oxyhydroxide, is disclosed in commonly assigned U.S.S.N. 11/820,781, filed June 20, 2007. Carbon nanofibers are described, for example, in commonly-assigned U.S. Patent No.6,858,349 and U.S. Patent Application Publication No. US 2002-0172867A1. Cathode 12 can include between 3% and 35%, between 4% and 20%, between 5% and 10%, or between 6% and 8% by weight of conductive additive.

An optional binder can be added to cathode 12 to enhance structural integrity. Examples of binders include polymers such as polyethylene powders, polypropylene powders, polyacrylamides, and various fluorocarbon resins, for example polyvinylidene difluoride (PVDF) and polytetrafluoroethylene (PTFE). An example of a suitable polyethylene binder is available from Dupont Polymer Powders (Sàrl, Switzerland) under the tradename Coathylene HX1681. The cathode 12 can include, for example, from 0.05 % to 5% or from 0.1% to 2% by weight binder relative to the total weight of the cathode. Cathode 12 can also include other optional additives.

The electrolyte solution also is dispersed throughout cathode 12, e.g., at about 5-7 percent by weight. Weight percentages provided above and below are determined after the electrolyte solution was dispersed in cathode 12. The electrolyte solution can be any of the electrolyte solutions commonly used in alkaline batteries. The electrolyte solution can be an alkaline solution, such as an aqueous alkali metal hydroxide solution, e.g., LiOH, NaOH, KOH, or mixtures of alkali metal hydroxide solutions (e.g., KOH and NaOH, KOH and LiOH). For example, the aqueous alkali metal hydroxide solution can include between about 33 and about 45 percent by weight of the alkali metal hydroxide, such as about 9 N KOH (i.e., about 37% by weight KOH). In some embodiments, the electrolyte solution also can include up to about 6 percent by weight zinc oxide, e.g., about 2 percent by weight zinc oxide.

Anode 14 can be formed of any of the zinc-based materials conventionally used in alkaline battery zinc anodes. For example, anode 14 can be a gelled zinc anode that includes zinc metal particles and/or zinc alloy particles, a gelling agent, and minor amounts of additives, such as a gassing inhibitor. A portion of the electrolyte solution can be dispersed throughout the anode. The zinc particles can be any of the zinc-based particles conventionally used in gelled zinc anodes. The zinc-based particles can be formed of a zinc-based material, for example, zinc or a zinc alloy. Generally, a zinc-based particle formed of a zinc-alloy is greater than 75% zinc by weight, generally greater than 99.9% by weight zinc. The zinc alloy can include zinc (Zn) and at least one of the following elements: indium (In), bismuth (Bi), aluminum (Al), calcium (Ca), gallium (Ga), lithium (Li), magnesium (Mg), and tin (Sn). The zinc alloy generally is

composed primarily of zinc and preferably can include metals that can inhibit gassing, such as indium, bismuth, aluminum and mixtures thereof. As used herein, gassing refers to the evolution of hydrogen gas resulting from a reaction of zinc metal or zinc alloy with the electrolyte. The presence of hydrogen gas inside a sealed battery is undesirable because a pressure buildup can cause leakage of electrolyte. Preferred zinc-based particles are both essentially mercury-free and lead-free. Examples of zinc-based particles include those described in U.S. Patents 6,284,410; 6,472,103; 6,521,378; and commonly-assigned U.S. Application No. 11/001,693, filed December 1, 2004, all hereby incorporated by reference. The terms “zinc”, “zinc powder”, or “zinc-based particle” as used herein shall be understood to include zinc alloy powder having a high relative concentration of zinc and as such functions electrochemically essentially as pure zinc. The anode can include, for example, between about 60% and about 80%, between about 62% and 75%, between about 63% and about 72%, or between about 67% and about 71% by weight of zinc-based particles. For example, the anode can include less than about 72 %, about 70%, about 68%, about 64 %, or about 60 %, by weight zinc-based particles.

The zinc-based particles can be formed by various spun or air blown processes. The zinc-based particles can be spherical or non-spherical in shape. Non-spherical particles can be acicular in shape (i.e., having a length along a major axis at least two times a length along a minor axis) or flake-like in shape (i.e., having a thickness not more than 20% of the length of the maximum linear dimension). The surfaces of the zinc-based particles can be smooth or rough. As used herein, a “zinc-based particle” refers to a single or primary particle of a zinc-based material rather than an agglomeration or aggregation of more than one particle. A percentage of the zinc-based particles can be zinc fines. As used herein, zinc fines include zinc-based particles small enough to pass through a sieve of 200 mesh size (i.e., a sieve having a Tyler standard mesh size corresponding to a U.S. Standard sieve having square openings of 0.075 mm on a side) during a normal sieving operation (i.e., with the sieve shaken manually). Zinc fines capable of passing through a 200 mesh sieve can have a mean average particle size from about 1 to 75 microns, for example, about 75 microns. The percentage of zinc fines (i.e., -200 mesh) can make up about 10 percent, 25 percent, 50 percent, 75 percent, 80 percent, 90 percent, 95 percent, 99 percent or 100 percent by weight of the total zinc-based particles. A percentage of the zinc-based particles can be zinc dust small enough to pass through a 325 mesh size sieve (i.e., a sieve having a Tyler standard mesh size corresponding to a U.S. Standard sieve having square openings of 0.045 mm on a side) during a normal sieving operation. Zinc dust capable of passing through a 325 mesh sieve can have a mean average particle size from about 1 to 35

microns (for example, about 35 microns). The percentage of zinc dust can make up about 10 percent, 25 percent, 50 percent, 75 percent, 80 percent, 90 percent, 95 percent, 99 percent or 100 percent by weight of the total zinc-based particles. Even very small amounts of zinc fines, for example, at least about 5 weight percent, or at least about 1 weight percent of the total zinc-

5 based particles can have a beneficial effect on anode performance. The total zinc-based particles in the anode can consist of only zinc fines, of no zinc fines, or mixtures of zinc fines and dust (e.g., from about 35 to about 75 weight percent) along with larger size (e.g., -20 to +200 mesh) zinc-based particles. A mixture of zinc-based particles can provide good overall performance with respect to rate capability of the anode for a broad spectrum of discharge rate requirements

10 as well as provide good storage characteristics. To improve performance at high discharge rates after storage, a substantial percentage of zinc fines and/or zinc dust can be included in the anode.

Anode 14 can include gelling agents, for example, a high molecular weight polymer that can provide a network to suspend the zinc particles in the electrolyte. Examples of gelling agents include polyacrylic acids, grafted starch materials, salts of polyacrylic acids,

15 polyacrylates, carboxymethylcellulose, a salt of a carboxymethylcellulose (e.g., sodium carboxymethylcellulose) or combinations thereof. Examples of polyacrylic acids include Carbopol 940 and 934 available from B.F. Goodrich Corp. and Polygel 4P available from 3V. An example of a grafted starch material is Waterlock A221 or A220 available from Grain Processing Corp. (Muscatine, Iowa). An example of a salt of a polyacrylic acid is Alcosorb G1

20 available from Ciba Specialties. The anode can include, for example, between about 0.05% and 2% by weight or between about 0.1% and 1 % by weight of the gelling agent by weight.

Gassing inhibitors can include a metal, such as bismuth, tin, indium, aluminum or a mixture or alloys thereof. A gassing inhibitor also can include an inorganic compound, such as a metal salt, for example, an indium or bismuth salt (e.g., indium sulfate, indium chloride, bismuth

25 nitrate). Alternatively, gassing inhibitors can be organic compounds, such as phosphate esters, ionic surfactants or nonionic surfactants. Examples of ionic surfactants are disclosed in, for example, U.S. Patent No. 4,777,100, which is hereby incorporated by reference.

Separator 16 can have any of the conventional designs for primary alkaline battery separators. In some embodiments, separator 16 can be formed of two layers of a non-woven,

30 non-membrane material with one layer being disposed along a surface of the other. To minimize the volume of separator 16 while providing an efficient battery, each layer of non-woven, non-membrane material can have a basic weight of about 54 grams per square meter, a thickness of about 5.4 mils when dry and a thickness of about 10 mils when wet. In these embodiments, the

separator preferably does not include a layer of membrane material or a layer of adhesive between the non-woven, non-membrane layers. Generally, the layers can be substantially devoid of fillers, such as inorganic particles. In some embodiments, the separator can include inorganic particles. In other embodiments, separator 16 can include a layer of cellophane
5 combined with a layer of non-woven material. The separator optionally can include an additional layer of non-woven material. The cellophane layer can be adjacent to cathode 12. Preferably, the non-woven material can contain from about 78% to 82% by weight polyvinylalcohol (PVA) and from about 18% to 22% by weight rayon and a trace amount of surfactant. Such non-woven materials are available from PDM under the tradename PA25. An
10 example of a separator including a layer of cellophane laminated to one or more layers of a non-woven material is Duralam DT225 available from Duracell Inc. (Aarschot, Belgium).

In yet other embodiments, separator 16 can be an ion-selective separator. An ion-selective separator can include a microporous membrane with an ion-selective polymeric coating. In some cases, such as in rechargeable alkaline manganese dioxide cells, diffusion of
15 soluble zincate ion, i.e., $[\text{Zn}(\text{OH})_4]^{2-}$, from the anode to the cathode can interfere with the reduction and oxidation of manganese dioxide, thereby resulting in a loss of coulombic efficiency and ultimately in decreased cycle life. Separators that can selectively inhibit the passage of zincate ions, while allowing free passage of hydroxide ions are described in U.S. Patent Nos. 5,798,180 and 5,910,366. An example of a separator includes a polymeric substrate
20 having a wettable cellulose acetate-coated polypropylene microporous membrane (e.g., Celgard[®] 3559, Celgard[®] 5550, Celgard[®] 2500, and the like) and an ion-selective coating applied to at least one surface of the substrate. Suitable ion-selective coatings include polyaromatic ethers (such as a sulfonated derivative of poly(2,6-dimethyl-1,4-phenyleneoxide)) having a finite number of recurring monomeric phenylene units each of which can be substituted with one or
25 more lower alkyl or phenyl groups and a sulfonic acid or carboxylic acid group. In addition to preventing migration of zincate ions to the manganese dioxide cathode, the selective separator was described in U.S. Patent Nos. 5,798,180 and 5,910,366 as capable of diminishing diffusion of soluble ionic species away from the cathode during discharge

Alternatively or in addition, the separator can prevent substantial diffusion of soluble
30 ionic metal species (e.g., Ag^+ , Ag^{2+} , Cu^+ , Cu^{2+} , Bi^{5+} , and/or Bi^{3+}) away from the cathode to the zinc anode, such as the separator described in U.S. Patent No. 5,952,124. The separator can include a substrate membrane such as cellophane, nylon (e.g., Pellon[®] sold by Freudenberg, Inc.), microporous polypropylene (e.g., Celgard[®] 3559 sold by Celgard, Inc.) or a composite

material including a dispersion of a carboxylic ion-exchange material in a microporous acrylic copolymer (e.g., PD2193 sold by Pall-RAI, Inc.). The separator can further include a polymeric coating thereon including a sulfonated polyaromatic ether, as described in U.S. Patent Nos. 5,798,180; 5,910,366; and 5,952,124.

5 In other embodiments, separator 16 can include an adsorptive or trapping layer. Such a layer can include inorganic particles that can form an insoluble compound or an insoluble complex with soluble transition metal species to limit diffusion of the soluble transition metal species through the separator to the anode. The inorganic particles can include metal oxide nanoparticles, for example, as ZrO_2 and TiO_2 . Although such an adsorptive separator can
10 attenuate the concentration of the soluble transition metal species, it may become saturated and lose effectiveness when high concentrations of soluble metal species are adsorbed. An example of such an adsorptive separator is disclosed in commonly assigned U.S. Patent Nos. 7,914,920 and 8,048,556.

 Battery housing 18 can be any conventional housing commonly used for primary alkaline
15 batteries. The battery housing 18 can be fabricated from metal, for example, nickel-plated cold-rolled steel. The housing generally includes an inner electrically-conductive metal wall and an outer electrically non-conductive material such as heat shrinkable plastic. An additional layer of conductive material can be disposed between the inner wall of the battery housing 18 and
20 cathode 12. This layer may be disposed along the inner surface of the wall, along the circumference of cathode 12 or both. This conductive layer can be applied to the inner wall of the battery, for example, as a paint or dispersion including a carbonaceous material, a polymeric binder, and one or more solvents. The carbonaceous material can be carbon particles, for
25 example, carbon black, partially graphitized carbon black or graphite particles. Such materials include LB1000 (Timcal, Ltd.), Eccocoat 257 (W. R. Grace & Co.), Electrodag 109 (Acheson Colloids, Co.), Electrodag 112 (Acheson), and EB0005 (Acheson). Methods of applying the
30 conductive layer are disclosed in, for example, Canadian Patent No. 1,263,697, which is hereby incorporated by reference.

 The anode current collector 20 passes through seal 22 extending into anode 14. Current collector 20 is made from a suitable metal, such as brass or brass-plated steel. The upper end of
30 current collector 20 electrically contacts the negative top cap 24. Seal 22 can be made, for example, of nylon.

Battery 10 can be assembled using conventional methods and hermetically sealed by a mechanical crimping process. In some embodiments, positive electrode 12 can be formed by a pack and drill method, described in U.S.S.N. 09/645,632, filed August 24, 2000.

Battery 10 can be a primary electrochemical cell or in some embodiments, a secondary electrochemical cell. Primary batteries are meant to be discharged (e.g., to exhaustion) only once, and then discarded. In other words, primary batteries are not intended to be recharged. Primary batteries are described, for example, by D. Linden and T. B. Reddy (Handbook of Batteries, 3rd ed., New York: McGraw-Hill Co., Inc., 2002). In contrast, secondary batteries can be recharged many times (e.g., more than fifty times, more than a hundred times, more than a thousand times). In some cases, secondary batteries can include relatively robust separators, such as those having many layers and/or that are relatively thick. Secondary batteries can also be designed to accommodate changes, such as swelling, that can occur in the batteries.

Secondary batteries are described, for example, by T. R. Crompton (Battery Reference Book, 3rd ed., Oxford: Reed Educational and Professional Publishing, Ltd., 2000) and D. Linden and T. B. Reddy (Handbook of Batteries, 3rd ed., New York: McGraw-Hill Co., Inc., 2002).

Battery 10 can have any of a number of different nominal discharge voltages (e.g., 1.2 V, 1.5 V, 1.65 V), and/or can be, for example, a AA, AAA, AAAA, C, or D battery. While battery 10 can be cylindrical, in some embodiments, battery 10 can be non-cylindrical. For example, battery 10 can be a coin cell, a button cell, a wafer cell, or a racetrack-shaped cell. In some embodiments, a battery can be prismatic. In certain embodiments, a battery can have a rigid laminar cell configuration or a flexible pouch, envelope or bag cell configuration. In some embodiments, a battery can have a spirally wound configuration, or a flat plate configuration. Batteries are described, for example, in U.S. Patent No. 6,783,893; U.S. Patent Application Publication No. 2007/0248879 A1, filed on June 20, 2007; and U.S. Patent No. 7,435,395.

The following examples are illustrative and not intended to be limiting.

EXAMPLES

EXAMPLE 1 – Synthesis of LiNiO₂

A stoichiometric lithium nickel oxide, LiNiO₂ was synthesized by blending 93.91 g of a commercial spherical β-nickel oxyhydroxide powder (e.g., β-NiOOH, Kansai Catalyst Co.) and 42.97 g of a monohydrated lithium hydroxide (LiOH·H₂O, Aldrich Chemical) and heating the mixture at about 210°C in a tube furnace for about 20 hours under an oxygen gas flow. The heated mixture was allowed to furnace cool to ambient room temperature, ground with a mortar

and pestle, and re-heated at 800°C for an additional 48 hours under flowing oxygen gas. The x-ray powder diffraction pattern of the final reaction product corresponded closely to that reported for stoichiometric LiNiO₂ (e.g., ICDD PDF No. 09-0063), as described, for example, in U.S. Patent No. 5,720,932, J. Maruta et al. (Journal of Power Sources, 2000, 90, 89-94) and Y. Sun et al. (Solid State Ionics, 2006, 177, 1173-7).

EXAMPLE 2 – Synthesis of delithiated Li_xNiO₂

The lithium nickelate of Example 1 was delithiated by a low-temperature acid treatment process similar to that disclosed in **Example 1** of U.S. Application Serial No. 12/722,669, herein incorporated in its entirety. Specifically, approximately 100 g of LiNiO₂ was added to 1.5 L of a rapidly stirred aqueous 6 M H₂SO₄ solution cooled to between 0 and 5°C. The resulting slurry is stirred and maintained at about 2°C for either about 20 hours (**Ex. 2a**) or 40 hours (**Ex. 2b**). Next, the suspended solids were allowed to settle, the supernatant liquid removed by decantation, and the solid washed with aliquots of de-ionized water until the pH of the supernatant was nearly neutral (i.e., pH ~6-7). The solid was collected by either pressure or vacuum filtration and dried at about 80 °C in air for about 24 hours. The residual lithium content of the dried, delithiated Li_xNiO₂ product was determined by ICP spectroscopy to be less than 2.2 wt% Li, corresponding to x=0.31 (**Ex. 2a**) and greater than 0.4 wt% Li, corresponding to x=0.06 (**Ex. 2b**). The x-ray powder diffraction pattern of the delithiated product was similar to that of the stoichiometric LiNiO₂ with the expected shifts in the positions of the diffraction peaks to higher 2θ angles. Average particle size of the delithiated Li_xNiO₂ powder ranged from about 1 to 8 μm and the B.E.T. specific surface area was about 1.36 m²/g. The true density of the Li_xNiO₂ powder was measured by He pycnometer as 4.70 g/cm³.

The electrochemical discharge performance of the delithiated Li_xNiO₂ was evaluated in 635-type alkaline button cells. Generally, button cells were assembled in the following manner. Dried Li_xNiO₂ powder was blended together manually with an oxidation resistant graphite (e.g., Timrex SFG-15 from Timcal) and a KOH electrolyte solution containing 35.3 wt% KOH and 2 wt% zinc oxide in a weight ratio of 75:20:5 using a mortar and pestle to form a wet cathode mix. About 0.45 g of the wet cathode mix was pressed into a nickel grid welded to the bottom of the cathode can of the cell. A disk of porous separator material including a layer of cellophane bonded to a non-woven polymeric layer (e.g., “Duralam” or PDM “PA25”) and saturated with electrolyte solution was positioned on top of the cathode. Additional KOH electrolyte solution was added to the separator to ensure that electrolyte solution fully penetrated the separator and

wet the underlying cathode. A polymeric insulating seal was placed on the edge of the anode can. About 2.6 g of anode slurry containing zinc alloy particles, electrolyte solution, and a gelling agent was added to the anode can. Next, the anode can with the polymeric seal was positioned on top of the cathode can and the two cans mechanically crimped together to
 5 hermetically seal the cell.

Generally, cells were tested within 24 hours after closure. OCV values were measured immediately before discharge and are listed in **Table 3**, *infra*. Cells were discharged continuously at relatively low and high rates of 7.5 mA/g and 60 mA/g, respectively to a cutoff voltage of 0.8 V. Gravimetric specific capacities (i.e., mAh/g) for cells discharged at low and
 10 high rates are given in **Table 3**, *infra*. The capacity of the cells of **Example 2b** containing delithiated $\text{Li}_{0.06}\text{NiO}_2$ prepared from the LiNiO_2 of **Example 1** and discharged to a 0.8 V cutoff at a 10 mA/g constant current is about 150% of that of the cells of **Comparative Example 1** containing EMD (e.g., Tronox AB) as the only cathode active material. Further, the discharge voltage profile has two relatively flat plateaus with average voltage values of about 1.55 V and
 15 1.35 V. A representative discharge curve for the cells of **Example 2b** is shown in **FIG. 10**.

EXAMPLE 3 – Synthesis of metal-doped lithium nickel oxide, $\text{LiNi}_{1-y-z}\text{Co}_y\text{M}_z\text{O}_2$

Metal-doped $\text{Li}(\text{Ni}_{1-y-z}\text{Co}_y\text{Al}_z)\text{O}_2$ and $\text{Li}(\text{Ni}_{1-y-z}\text{Co}_y\text{Mg}_z)\text{O}_2$ systems shown in the ternary composition diagram in **FIG. 2** were synthesized, delithiated, and evaluated for performance of
 20 the corresponding delithiated (i.e., lithium deficient) metal-doped nickel oxide active materials with regard to oxygen gas evolution, initial open circuit voltage (OCV), fresh (i.e., 24 hour) discharge capacity, and capacity retention, after storage at ambient and elevated temperatures.

Metal-substituted lithium nickel oxides, $\text{LiNi}_{1-y-z}\text{Co}_y\text{M}_z\text{O}_2$ (M=Mg, Al) were synthesized by blending 10.00 g of spherical β -nickel oxyhydroxide powder prepared by oxidation of a
 25 commercial spherical β -nickel hydroxide powder (e.g., Changsha Research Institute of Mining & Metallurgy, Changsha, P.R.C.; Kansai Catalyst Co., Ltd., Osaka, Japan) by the method of **Comparative Example 2** (*infra*) with stoichiometric amounts of a cobalt oxide (Co_3O_4 , Aldrich, 99.8%) and either magnesium oxide (MgO, Aldrich, >99%) or aluminum metal powder (Al, Acros, 99%) and lithium hydroxide monohydrate ($\text{LiOH}\cdot\text{H}_2\text{O}$, Aldrich, >99%) to obtain the
 30 target atom ratios required for the desired compositions. The target **Example 3** compositions have the following Li:Ni:Co:M metal atom ratios: **Example 3a** 1:0.96:0.04:0; **3b** 1:0.92:0.08:0; **3c** 1:0.88:0.12:0; **3d-1**(M=Mg), **3d-2**(M=Al) 1:0.98:0:0.2; **3e-1**(M=Mg), **3e-2**(M=Al) 1:0.96:0:0.04; **3f-1**(M=Mg), **3f-2**(M=Al) 1:0.92:0:0.08; **3g-1**(M=Mg), **3g-2**(M=Al)

1:0.96:0.02:0.02; **3h-1**(M=Mg), **3h-2**(M=Al) 1:0.92:0.06:0.02; **3i-1**(M=Mg), **3i-2**(M=Al)
1:0.92:0.04:0.04; **3j-1** (M=Mg), **3j-2**(M=Al) 1:0.92:0.02:0.06; **3k-1**(M=Mg), **3k-2**(M=Al)
1:0.88:0.10:0.02; **3l-1**(M=Mg), **3l-2**(M=Al) 1:0.88:0.08:0.04; **3m-1**(M=Mg), **3m-2**(M=Al)
1:0.88:0.06:0.06; **3n-1**(M=Mg), **3n-2**(M=Al) 1:0.88:0.04:0.08. All the mixtures were
5 simultaneously mixed by high-energy milling and then heated to 210°C at a ramp rate of
0.5°C/min, held for 16-20 hours at temperature in flowing O₂, and allowed to furnace cool. The
mixtures were simultaneously re-milled and re-heated in flowing O₂ first to 150° C (2.5°C/min
ramp rate) and held for 30 minutes, next to 350°C (4°C/min ramp rate) and held for 3 hours, and
finally to 800°C (4°C/min ramp rate) and held for 48 hours and finally allowed to furnace cool to
10 ambient room temperature (in flowing O₂).

The product powders were re-milled to break up aggregates. The measured X-ray
diffraction patterns for the 25 metal-doped and the undoped lithium nickel oxides were
consistent with a layered α -FeO₂-type structure and comparable to that reported for a
stoichiometric LiNiO₂ (ICDD, PDF#09-0063). The overlaid x-ray powder diffraction patterns of
15 the re-milled powders are shown in **FIGS 3** and **4**.

Elemental analyses for selected compositions of the delithiated metal-doped nickel (IV)
oxide of **Examples 2** and **3** (after acid treatment) are summarized in **Table 1**. Samples of metal-
substituted lithium nickel oxides were acid-treated for two different periods of time (e.g., 20 and
40 hours) to determine the relationship between treatment time and the extent of delithiation
20 (i.e., lithium extraction). All of the samples were treated simultaneously for the same length of
time and under the same temperature and mixing conditions to minimize variability. In general,
most of the lithium ions appeared to be removed during the first 20 hours of acid-treatment,
nearly independent of the composition. However, removal of any portion of the remaining
lithium during an additional 20 hours of acid treatment significantly increased the total discharge
25 capacity. Additional acid treatment of selected samples of metal-substituted lithium nickel oxide
for up to 60 hours total did not substantially decrease the amount of residual Li nor increase
discharge capacity in button cells. Residual Li levels corresponded to an atom ratio of about 0.1
or less (i.e., <1 wt %) for acid treatment times of 40 hours or greater. In contrast, the amount of
residual Li level after 20 hours of acid treatment was generally greater than three times that for
30 40 hours (e.g., >2 wt%).

Table 1 Elemental analyses for selected layered metal-doped lithium nickel oxides and the corresponding delithiated nickel (IV) oxides and a Ni(OH)₂ precursor.

Ex. No.	Nominal Composition of Precursor	Delith. Time (h)	Metal atom ratios				
			Li	Ni	Co	Mg	Al
2a	LiNiO ₂	20	0.31	1.04	---	---	---
2b	LiNiO ₂	40	0.06	1.09	---	---	---
---	LiNi _{0.96} Mg _{0.04} O ₂	20	0.19	1.02	---	0.04	---
3e-1	LiNi _{0.96} Mg _{0.04} O ₂	40	0.06	1.02	---	0.04	---
---	LiNi _{0.96} Al _{0.04} O ₂	20	0.30	1.01	---	---	0.02
3e-2	LiNi _{0.96} Al _{0.04} O ₂	40	0.07	1.03	---	---	0.03
---	LiNi _{0.96} Co _{0.02} Mg _{0.02} O ₂	20	0.20	1.07	0.05	0.02	---
---	LiNi _{0.92} Co _{0.04} Mg _{0.04} O ₂	20	0.31	1.00	0.08	0.04	---
3i-1	LiNi _{0.92} Co _{0.04} Mg _{0.04} O ₂	40	0.07	1.01	0.10	0.04	---
---	LiNi _{0.92} Co _{0.04} Al _{0.04} O ₂	20	0.13	0.99	0.08	---	0.04
---	LiNi _{0.92} Co _{0.08} O ₂	20	0.33	0.96	0.12	---	---
3b	LiNi _{0.92} Co _{0.08} O ₂	40	0.12	1.00	0.13	---	---
3m-1	LiNi _{0.88} Co _{0.06} Mg _{0.06} O ₂	40	0.08	1.02	0.07	0.10	---
3k-1	LiNi _{0.88} Co _{0.10} Mg _{0.02} O ₂	40	0.01	0.96	0.14	0.02	---
---	Ni(OH) ₂	-	---	0.98	0.02	---	---

Samples were measured using inductively coupled plasma atomic emission spectroscopy (“ICP-AE”) by a commercial analytical laboratory (e.g., Galbraith Laboratories, Inc., Knoxville, TN). Average particle sizes for the metal-substituted lithium nickel oxides can be estimated from analysis of SEM micrographs. All of the synthesized compositions exhibited strongly faceted crystallites ranging in size from about 1 to 4 microns as shown for several selected samples in **FIG. 5**. All the metal-substituted lithium nickel oxide samples showed evidence for some inter-crystallite sintering resulting in the formation of larger aggregates composed of lightly sintered crystallites prior to delithiation. Specific surface areas (BET) of these aggregates were relatively low, generally less than about 1 m²/g.

EXAMPLE 4 – Synthesis of delithiated metal-doped nickel oxide, Li_xNi_{1-y-z}Co_yM^a_zO₂

A 10.0 g portion of each of the metal-doped lithium nickel oxides LiNi_{1-y-z}Co_yM^a_zO₂ (M=Mg, Al) of **Examples 3a-n** was simultaneously stirred in separate 150 ml aliquots of 6M H₂SO₄ solution held at about 0°C (e.g., 2-5°C) for 20 hours and another portion of each for 40 hours. The delithiated solids were collected by filtration, washed with deionized water until washings had nominally neutral pH, and dried at 80°C in air. The delithiated powders of **Examples 4a-n** have the following nominal Ni:Co:M metal atom ratios: **Example 4a**

0.96:0.04:0; **4b** 0.92:0.08:0; **4c** 0.88:0.12:0; **4d-1**(M=Mg), **4d-2**(M=Al) 0.98:0:0.2; **4e-1**(M=Mg), **4e-2**(M=Al) 0.96:0:0.04; **4f-1**(M=Mg), **4f-2**(M=Al) 0.92:0:0.08; **4g-1**(M=Mg), **4g-2**(M=Al) 0.96:0.02:0.02; **4h-1**(M=Mg), **4h-2**(M=Al) 0.92:0.06:0.02; **4i-1**(M=Mg), **4i-2**(M=Al) 0.92:0.04:0.04; **4j-1** (M=Mg), **4j-2**(M=Al) 0.92:0.02:0.06; **4k-1**(M=Mg), **4k-2**(M=Al) 0.88:0.10:0.02; **4l-1**(M=Mg), **4l-2**(M=Al) 0.88:0.08:0.04; **4m-1**(M=Mg), **4m-2**(M=Al) 0.88:0.06:0.06; **4n-1**(M=Mg), **4n-2**(M=Al) 0.88:0.04:0.08. X-ray powder diffraction patterns of the dried solids were measured using Cu K α radiation. Thermal stabilities of selected samples of delithiated powders of **Example 4a-n** were determined by DSC. The amount of residual lithium was determined for selected samples of delithiated powders of **Example 4a-n** by ICP-EA and is shown in **Table 1**.

To determine the relative effectiveness of partial substitution of nickel by other metal ions on decreasing the extent of electrolyte oxidation by the delithiated metal-doped nickel(IV) oxides, the amount of evolved oxygen gas was measured as a function of time at a controlled temperature. Mixtures containing 60.6 wt% delithiated metal-doped nickel(IV) oxide, 3 wt% graphite, and 36.4 wt% alkaline electrolyte solution were placed inside laminated foil bags and heat-sealed closed. The bags were placed in an oven and held at various temperatures, for example, 25, 45 or 60° C for pre-determined periods of time. The total amount of oxygen gas evolved per gram of delithiated nickel(IV) oxide was determined by measuring the relative buoyancy of the foil bag containing the trapped gas using Archimede's principle after storage for 0.5, 3.5, 7, 14, and 21 days. Samples of delithiated metal-doped nickel(IV) oxides having selected compositions were evaluated.

Other materials having known gassing properties can be used as references for comparison. For example, a sample of delithiated undoped nickel(IV) oxide evolved the largest amount of gas in the shortest period of time. After 3.5 days at 25° C, more than 7 cm³ of oxygen gas per gram was evolved. In the same period of time and at the same temperature, less than 0.5 cm³ of oxygen was evolved per gram of a typical commercial EMD. Further, in the same period of time, a delithiated cobalt-doped nickel(IV) oxide with a composition of Li_{0.12}Ni_{0.92}Co_{0.08}O₂ evolved the least amount of oxygen gas for delithiated metal-doped nickel(IV)-containing oxides, i.e., about 40% of that evolved by the delithiated undoped nickel(IV) oxide. In fact, the total amount of oxygen gas evolved after 21 days at 25°C was less than 4.25 cm³ per gram or less than 50% of that evolved by the delithiated undoped nickel(IV) oxide. A delithiated magnesium-doped nickel(IV) oxide with a composition of Li_{0.06}Ni_{0.96}Mg_{0.04}O₂ evolved less than 6 cm³ of oxygen per gram of oxide after 21 days. A delithiated cobalt and magnesium multiply-

doped nickel(IV) oxide with a composition of $\text{Li}_{0.07}\text{Ni}_{0.92}\text{Co}_{0.04}\text{Mg}_{0.04}\text{O}_2$ evolved about 10% more total oxygen than the magnesium-doped nickel(IV) oxide. The rate of oxygen gas evolution also decreased rapidly for those compositions with the least total evolved oxygen. It is believed that surface passivation could be responsible for the rapid cessation of oxygen evolution. Oxygen gas evolution results for selected compositions stored for up to 3 weeks at 25° C are summarized in **Table 2**.

Table 2 Oxygen gas evolution at 25°C by selected delithiated metal-substituted Ni(IV) oxides

Ex. No.	Nominal Compositions	Vol. gas evolved/g matl @25°C (cm ³)				
		0.5 days	3.5 days	7 days	14 days	21 days
2b	$\text{Li}_{0.06}\text{NiO}_2$	5.8	7.2	7.6	8.4	8.6
4e-1	$\text{Li}_{0.06}\text{Ni}_{0.96}\text{Mg}_{0.04}\text{O}_2$	2.9	4.4	5.7	5.8	5.9
4e-2	$\text{Li}_{0.07}\text{Ni}_{0.96}\text{Al}_{0.04}\text{O}_2$	5.3	6.5	7.2	7.5	8.2
4i-1	$\text{Li}_{0.07}\text{Ni}_{0.92}\text{Co}_{0.04}\text{Mg}_{0.04}\text{O}_2$	4.1	5.3	5.9	6.2	6.5
4b	$\text{Li}_{0.12}\text{Ni}_{0.92}\text{Co}_{0.08}\text{O}_2$	3.1	3.2	4.1	4.2	4.4
C-2	$\text{Li}_x\text{Ni}_{0.8}\text{Co}_{0.15}\text{Al}_{0.05}\text{O}_2$	---	---	2.8	---	---

Discharge performance of delithiated metal-doped nickel (IV)-containing oxides that had been acid-treated for at least 40 hours was evaluated in 635-type alkaline button cells. Formulation of the cathode mix included blending the delithiated metal-doped nickel (IV) oxide with an oxidation resistant graphite (e.g., Timrex SFG-15 from Timcal), and alkaline electrolyte (e.g., 9N KOH) in a 75:20:5 mass ratio. The total weight of cathode mix in each cell was about 0.45 g. The anode contained a large excess of Zn slurry (e.g., about 2.6 g/cell). OCV values measured within one hour after cell closure generally ranged from about 1.84 to 1.92 V. Cells were held for at least about 24 hours at ambient room temperature (i.e., “fresh”) to ensure thorough absorption of electrolyte by the separator and cathode. OCV values measured immediately before the start of discharge generally ranged from about 1.72 to 1.81 V. In general, fresh OCV values appeared to be independent of dopant type and concentration except for those compositions having high concentrations of Mg only. Cells were discharged both at a relative low rate (e.g., about 7.5 mA/g of active material) as well as at a relative high rate (e.g., about 60 mA/g of active material) to a 0.8 V cutoff voltage. Overlays of representative low-rate discharge curves for button cells with cathodes including selected compositions of delithiated metal-doped nickel (IV) oxides having a constant total dopant concentration are shown in **FIGS. 6 and 7**. The low-rate discharge curves characteristically have a single, relatively flat voltage plateau ranging between about 1.5 and 1.6 V. Average discharge voltage (i.e., CCV at 50%

depth of discharge, “50% DOD”) decreased monotonically with increasing cobalt concentration (i.e., in the absence of Mg or Al). Highest average discharge voltages were obtained for compositions containing Mg or Al and little or no Co. Post-storage capacity retention was determined for button cells discharged at low-rate after holding cells for 1 week at 25°C and 45°C. Average discharge capacities, OCV, and average discharge voltages for all 25 compositions of delithiated metal-doped nickel (IV) oxides are summarized in **Table 3**.

Table 3. Discharge capacities for alkaline button cells with cathodes containing selected delithiated cobalt/magnesium/aluminum-doped nickel (IV) oxides.

Ex. No.	Nominal Compositions	OCV 24h, 25°C	CCV 7.5 mA/g 50% DOD	Low rate capacity (7.5 mA/g)			High rate capacity (60 mA/g)
				24h,25°C	1wk,25°C	1wk,45°C	24h, 25°C
2b	NiO ₂	1.84	1.57	334	317	277	381
4a	Ni _{0.96} Co _{0.04} O ₂	1.78	1.53	364		321	379
4b	Ni _{0.92} Co _{0.08} O ₂	1.77	1.51	358	333	315	372
4c	Ni _{0.88} Co _{0.12} O ₂	1.79	1.50	337		302	320
4d-1	Ni _{0.98} Mg _{0.02} O ₂	1.81	1.56	359		322	363
4e-1	Ni _{0.96} Mg _{0.04} O ₂	1.70	1.57	365	347	307	387
4f-1	Ni _{0.92} Mg _{0.08} O ₂	1.61	1.49	190		228	---
4g-1	Ni _{0.96} Co _{0.02} Mg _{0.02} O ₂	1.79	1.56	322		287	345
4h-1	Ni _{0.92} Co _{0.06} Mg _{0.02} O ₂	1.76	1.54	368		318	287
4i-1	Ni _{0.92} Co _{0.04} Mg _{0.04} O ₂	1.71	1.55	373	362	---	387
4j-1	Ni _{0.92} Co _{0.02} Mg _{0.06} O ₂	1.72	1.57	369		---	350
4k-1	Ni _{0.88} Co _{0.10} Mg _{0.02} O ₂	1.81	1.52	303		265	370
4l-1	Ni _{0.88} Co _{0.08} Mg _{0.04} O ₂	1.77	1.55	316		283	332
4m-1	Ni _{0.88} Co _{0.06} Mg _{0.06} O ₂	1.78	1.58	347		318	368
4n-1	Ni _{0.88} Co _{0.04} Mg _{0.08} O ₂	---	---	---		293	---
4d-2	Ni _{0.98} Al _{0.02} O ₂	1.80	1.59	352		295	373
4e-2	Ni _{0.96} Al _{0.04} O ₂	1.78	1.59	363	236	323	374
4f-2	Ni _{0.92} Al _{0.08} O ₂	1.80	1.57	286		242	383
4g-2	Ni _{0.96} Co _{0.02} Al _{0.02} O ₂	1.76	1.56	359		302	373
4h-2	Ni _{0.92} Co _{0.06} Al _{0.02} O ₂	1.76	1.53	342		301	328
4i-2	Ni _{0.92} Co _{0.04} Al _{0.04} O ₂	1.81	1.56	340		294	340
4j-2	Ni _{0.92} Co _{0.02} Al _{0.06} O ₂	1.75	1.57	351		292	383
4k-2	Ni _{0.88} Co _{0.10} Al _{0.02} O ₂	1.78	1.52	338		302	355
4l-2	Ni _{0.88} Co _{0.08} Al _{0.04} O ₂	1.79	1.54	360		318	374
4m-2	Ni _{0.88} Co _{0.06} Al _{0.06} O ₂	1.78	1.55	340		266	333
4n-2	Ni _{0.88} Co _{0.04} Al _{0.08} O ₂	1.72	1.57	360		316	338
C-3a	Ni _{0.9} Co _{0.1} O ₂	---	---	355		---	---
C-3b	Ni _{0.8} Co _{0.2} O ₂	1.81	1.50	335		---	---
C-2a	Ni _{0.8} Co _{0.15} Al _{0.05} O ₂	1.85	1.55	325		---	---
C-2b	Ni _{0.791} Co _{0.149} Al _{0.049} B _{0.01} O ₂	1.83	1.55	335		---	---

Button cells having the greatest low-rate (i.e., 7.5 mA/g) fresh specific capacities generally contained delithiated metal-doped nickel (IV) oxides having nickel partially substituted by a combination of cobalt and magnesium and a total substitution level of less than about 10 atom%. The average discharge capacity values generally ranged from about 365 to 375
5 mAh/g and corresponded to about 110-112% of that for cells containing delithiated undoped nickel oxide. Similarly, cells containing delithiated singly-doped nickel (IV) oxides in which the nickel ions were partially substituted by only cobalt, magnesium or aluminum ions at a level of less than about 5 atom% had specific capacities that were up to about 108-109% of those for cells with undoped nickel (IV) oxide. Most of the cells containing either delithiated singly or
10 multiply-doped nickel (IV) oxides had low-rate discharge capacities that were either comparable to or slightly greater (e.g., 5% greater) than control cells containing a delithiated undoped nickel (IV) oxide. Further, cells containing delithiated metal-doped Ni(IV) oxides that had been acid-treated for 40 hours or greater consistently had >80% higher capacities than cells containing delithiated metal-doped nickel (IV) oxides acid-treated for only 20 hours as shown in **FIG. 8**.

15 Button cells containing delithiated metal-doped nickel (IV) oxides discharged at a relative high-rate (e.g., 60 mA/g, 100 mA/g) had specific capacities that generally were comparable to or even slightly greater than that of cells containing delithiated doped nickel (IV) oxide. Surprisingly, the high-rate capacities for nearly all the cells containing delithiated metal-doped nickel (IV) oxides were comparable to (i.e., 95-101% of the low-rate capacity) or even
20 slightly greater (i.e., 104-114% of the low-rate capacity) than the corresponding low-rate capacities. For several compositions having relatively high metal dopant levels of either Mg or Al (e.g., $\text{Ni}_{0.92}\text{M}_{0.08}\text{O}_2$, M=Mg, Al), the high-rate discharge capacities were substantially greater than the corresponding low-rate capacities. This is consistent with a relatively low level of cell polarization and excellent high-rate performance for cells containing delithiated metal-doped
25 nickel (IV) oxides.

Post-storage capacity retention was determined for button cells containing delithiated metal-doped nickel (IV) oxides discharged at low-rate after holding for 1 week at 25°C and 45°C. Average discharge capacities after storage at 25 and 45°C as well as the corresponding calculated percent capacity retentions are summarized in **Table 4**. Capacities of cells containing
30 delithiated metal-doped nickel (IV) oxides stored at 25°C for 1 week and then discharged at low-rate to a 0.8 V cutoff generally ranged from about 85 to 95% of the corresponding fresh capacities (i.e., held for 24 hours at 25°C before discharge). Capacity retention of cells stored at 45°C for 1 week ranged from about 80% to 90% of fresh capacities for nearly all the delithiated

metal-doped nickel (IV) oxides. Capacity retention for cells containing delithiated undoped nickel (IV) oxide was up to 83%. The highest capacity retention ($\geq 90\%$) after storage at 45°C was obtained for cells containing delithiated cobalt and/or magnesium-doped nickel (IV) oxides.

5 **Table 4** Discharge capacity retention for alkaline button cells with cathodes containing selected delithiated cobalt/magnesium/aluminum-doped nickel (IV) oxides

Ex. No.	Nominal Compositions	Low-rate capacity 24 h@25°C	Low-rate capacity 1 wk@25°C	Capacity retention (%)	Low-rate capacity 1 wk@45°C	Capacity retention (%)
2b	NiO ₂	334	317	95	278	83
4a	Ni _{0.96} Co _{0.04} O ₂	364			321	88
4b	Ni _{0.92} Co _{0.08} O ₂	358	333	93	314	88
4c	Ni _{0.88} Co _{0.12} O ₂	337			302	90
4d-1	Ni _{0.98} Mg _{0.02} O ₂	359			322	90
4e-1	Ni _{0.96} Mg _{0.04} O ₂	365	347	95	308	84
4f-1	Ni _{0.92} Mg _{0.08} O ₂	190			228	120
4g-1	Ni _{0.96} Co _{0.02} Mg _{0.02} O ₂	322			287	89
4h-1	Ni _{0.92} Co _{0.06} Mg _{0.02} O ₂	368			318	86
4i-1	Ni _{0.92} Co _{0.04} Mg _{0.04} O ₂	373	362	97	---	---
4j-1	Ni _{0.92} Co _{0.02} Mg _{0.06} O ₂	369			---	---
4k-1	Ni _{0.88} Co _{0.10} Mg _{0.02} O ₂	303			265	87
4l-1	Ni _{0.88} Co _{0.08} Mg _{0.04} O ₂	316			283	90
4m-1	Ni _{0.88} Co _{0.06} Mg _{0.06} O ₂	347			318	92
4n-1	Ni _{0.88} Co _{0.04} Mg _{0.08} O ₂	---			293	---
4d-2	Ni _{0.98} Al _{0.02} O ₂	352			295	84
4e-2	Ni _{0.96} Al _{0.04} O ₂	363	236	65	324	89
4f-2	Ni _{0.92} Al _{0.08} O ₂	286			242	85
4g-2	Ni _{0.96} Co _{0.02} Al _{0.02} O ₂	359			302	84
4h-2	Ni _{0.92} Co _{0.06} Al _{0.02} O ₂	342			301	88
4i-2	Ni _{0.92} Co _{0.04} Al _{0.04} O ₂	340			294	86
4j-2	Ni _{0.92} Co _{0.02} Al _{0.06} O ₂	351			292	83
4k-2	Ni _{0.88} Co _{0.10} Al _{0.02} O ₂	338			302	89
4l-2	Ni _{0.88} Co _{0.08} Al _{0.04} O ₂	360			318	88
4m-2	Ni _{0.88} Co _{0.06} Al _{0.06} O ₂	340			266	78
4n-2	Ni _{0.88} Co _{0.04} Al _{0.08} O ₂	360			316	88
C-2a	Ni _{0.8} Co _{0.15} Al _{0.05} O ₂	325			230	70
C-2b	Ni _{0.791} Co _{0.149} Al _{0.049} B _{0.01} O ₂	335			---	---

Cells containing delithiated cobalt and/or aluminum-doped nickel (IV) oxide generally had lower capacity retention than cells containing cobalt- and/or magnesium-doped nickel (IV) oxide at comparable total metal dopant concentrations. No significant relationship between

energy retention and OCV for cells held 24 hours at 45°C was evident as shown in **FIG. 9**. Nearly all the cells containing delithiated metal-doped nickel (IV) oxides that had been acid-treated for at least 40 hours had a relatively narrow range of OCV values (e.g., 1.84-1.90 V) and had relatively high capacity retention values ranging from 85 to 90%.

5 Partial substitution of other metal ions for nickel ions in delithiated lithium nickel oxides having the general formula $\text{Li}_x\text{Ni}_{1-y-z}\text{Co}_y\text{M}^a_z\text{O}_2$, where M^a is selected from magnesium, aluminum, calcium, yttrium, and combinations of these, can produce a substantial decrease in the rate and/or total amount of oxygen evolved by the delithiated metal-doped nickel (IV) oxide compared to a delithiated undoped nickel (IV) oxide when immersed in alkaline electrolyte at
10 25°C. Button cells containing delithiated cobalt and magnesium-doped nickel (IV) oxides discharged fresh at low-rate can have specific capacities up to 112% of that for cells containing a delithiated undoped nickel (IV) oxide. Low levels of residual lithium in the delithiated metal-doped nickel (IV) oxides are desirable. Residual Li levels corresponding to $x < 0.1$ in the general formula are preferred, while residual Li levels corresponding to $x < 0.08$ are more preferred, and
15 residual Li levels corresponding to $x < 0.05$ are still more preferred.

Partial substitution of nickel ions by other metal ions also markedly increased the post-storage capacity retention for cells containing the delithiated metal-doped nickel (IV) oxides relative to cells containing a delithiated undoped nickel (IV) oxide. Referring to **Table 4**, the improvement in post storage capacity retention was more significant for cells stored for 1 week
20 at 45°C than at 25°C. A total metal dopant level corresponding to $0.01 \leq y+z \leq 0.15$, for example, $0.02 \leq y+z \leq 0.12$ in the general formula $\text{Li}_x\text{Ni}_{1-y-z}\text{Co}_y\text{M}^a_z\text{O}_2$ is suitable, and a total metal dopant level corresponding to $0.04 \leq y+z \leq 0.10$ in the general formula $\text{Li}_x\text{Ni}_{1-y-z}\text{Co}_y\text{M}^a_z\text{O}_2$ is preferred. Total metal dopant levels of $y+z > 0.15$ are undesirable because the decreased amount (i.e., <85%) of electrochemically active nickel (i.e., Ni(IV), Ni(III)) results in decreased total specific
25 capacity. Substitution of nickel ions by magnesium ions is somewhat more effective than aluminum ions at decreasing amount of oxygen evolution while increasing the specific capacity and capacity retention, especially when present in combination with cobalt ions. However, substitution by cobalt-only at relatively low levels, for example, $y \leq 0.1$, can result in somewhat greater fresh (i.e., 24 hour) capacity than delithiated undoped nickel (IV) oxide. Therefore,
30 partial substitution (i.e., $y \leq 0.1$) of nickel by a combination of cobalt and another metal such as magnesium or aluminum is preferred in order to maximize fresh capacity, minimize oxygen evolution, and also maximize capacity retention for cells with cathodes including delithiated nickel (IV)-containing oxides.

COMPARATIVE EXAMPLE 1 – Discharge of β -nickel oxyhydroxide in alkaline button cells

A sample of spherical cobalt oxyhydroxide-coated β -nickel oxyhydroxide powder was prepared from a commercial spherical β -nickel hydroxide (e.g., Kansai Catalyst Co., Ltd., Osaka, Japan) as disclosed by the general method disclosed, for example, in U.S. Patent Application No. 8,043,748.

A cathode mix was prepared by blending an oxidation-resistant graphite and an electrolyte solution containing 35.3 wt% KOH and 2 wt% zinc oxide with spherical β -nickel oxyhydroxide powder in a weight ratio of nickel oxyhydroxide:graphite:electrolyte of 75:20:5. Button cells were fabricated by the general method described in **Example 2**. The cells of **Comparative Example 1** were tested within 24 hours after fabrication. OCV measured immediately before discharge was 1.72 V. Cells were discharged at about 10 mA/g constant current corresponding to a nominal C/30 rate to a 0.8 V cutoff voltage. Average discharge capacity for the cells of **Comparative Example 1** was about 200 mAh/g.

COMPARATIVE EXAMPLE 2 – Synthesis of delithiated $\text{Li}_x(\text{Ni}_{0.8}\text{Co}_{0.15}\text{Al}_{0.05})\text{O}_2$ and $\text{Li}_x(\text{Ni}_{0.8}\text{Co}_{0.15}\text{Al}_{0.05})_{0.99}\text{B}_{0.01}\text{O}_2$

Samples of commercial lithium nickel cobalt aluminum oxide powders (Toda America Inc., Battle Creek, MI) having nominal compositions $\text{LiNi}_{0.8}\text{Co}_{0.15}\text{Al}_{0.05}\text{O}_2$ and $\text{Li}(\text{Ni}_{0.8}\text{Co}_{0.15}\text{Al}_{0.05})_{0.99}\text{B}_{0.01}\text{O}_2$ (i.e., $\text{LiNi}_{0.792}\text{Co}_{0.149}\text{Al}_{0.049}\text{B}_{0.01}\text{O}_2$) were delithiated by the acid treatment process of **Example 2** above to form the delithiated metal-substituted Ni(IV) oxides of **Comparative Examples 2a** and **2b**, respectively. Button cells were fabricated by the general method of **Example 2**. The cells of **Comparative Example 2** were tested within 24 hours after fabrication. OCV values ranged from about 1.83 to 1.85 V. Cells were discharged at a low rate of about 10 mA/g constant current corresponding to a nominal C/30 rate to a 0.8 V cutoff voltage. Discharge curves for cells containing the delithiated cobalt and aluminum-doped nickel oxide of **Comparative Example 2a** and the cobalt, aluminum, and boron-doped nickel oxide of **Comparative Example 2b** are compared to those for cells containing the delithiated Li_xNiO_2 of **Example 2b** and a commercial battery-grade EMD in **FIG. 10**. Average discharge capacities for cells containing the delithiated cobalt/aluminum/boron-doped nickel oxides of **Comparative Examples 2a** and **2b** were 325 mAh/g and 335 mAh/g, respectively.

COMPARATIVE EXAMPLE 3 – Synthesis of delithiated $\text{Li}_x\text{Ni}_{1-y}\text{Co}_y\text{O}_2$ ($y=0.1, 0.2$)

Samples of commercial lithium nickel cobalt oxide powders (e.g., NEI Corp., Somerset, NJ) having nominal chemical compositions of $\text{LiNi}_{0.9}\text{Co}_{0.1}\text{O}_2$ and $\text{LiNi}_{0.8}\text{Co}_{0.2}\text{O}_2$ were delithiated by the acid treatment process of **Example 2** above to form the delithiated metal-doped nickel(IV) oxides of **Comparative Examples 3a** and **3b**, respectively. Button cells were fabricated by the general method of **Example 2**. The cells of **Comparative Example 3** were tested within 24 hours after fabrication. The OCV value was typically about 1.81 V. Cells were discharged at a low rate of about 10 mA/g constant current corresponding to a nominal C/30 rate to a 0.8 V cutoff voltage. Average discharge capacities for cells containing the delithiated cobalt-doped nickel oxides of **Comparative Examples 3a** and **3b** were about 355 mAh/g and 335 mAh/g, respectively.

A number of embodiments of the invention have been described. Nevertheless, it will be understood that various modifications may be made without departing from the spirit and scope of the invention.

For example, a delithiated metal-doped nickel(IV)-containing complex oxide can be used as the active material in the positive electrode of an electrochemical capacitor (i.e., super-capacitor, ultra-capacitor, pseudo-capacitor). In some embodiments, a delithiated or a partially delithiated nickel(IV)-containing complex oxide can function as an oxidation catalyst. For example, the complex oxide can be included in the cathode of a metal-air battery, for example, a zinc-air cell. In some embodiments, a delithiated nickel(IV)-containing oxide can function as an efficient catalyst for breakdown of water to generate molecular oxygen.

In some embodiments, a delithiated metal-doped nickel(IV) oxide can function as the cathode active material in a rechargeable alkali metal-ion battery, a rechargeable alkaline earth metal-ion battery, a primary alkali metal battery or a primary alkaline earth metal battery including an aqueous, non-aqueous, polymeric or solid electrolyte. The alkali metal can be selected from Li, Na, K, or a combination thereof. The alkaline earth metal can be selected from Mg, Ca, or a combination thereof.

Other embodiments are within the scope of the following claims.

CLAIMS

What is claimed is:

1. A method of making a cathode active material, comprising the steps of:
 - combining an alkali-containing compound, a nickel-containing compound, one or more metal-containing compounds, and one or more non metal-containing compounds at a stoichiometric ratio of from 1:0.98:0.02:0 to 1:0.86:0.12:0.02 to form a mixture;
 - heating the mixture at a first temperature above at least about 185°C in flowing oxygen or an oxygen-enriched atmosphere for a first duration;
 - cooling the mixture to at least about 40°C in flowing oxygen or an oxygen-enriched atmosphere;
 - heating the mixture at a second temperature above at least about 775°C in flowing oxygen or an oxygen-enriched atmosphere for a second duration to form a $\text{ANi}_{1-y-z-w}\text{Co}_y\text{M}^a_z\text{M}^b_w\text{O}_2$ precursor; and
 - treating the $\text{ANi}_{1-y-z-w}\text{Co}_y\text{M}^a_z\text{M}^b_w\text{O}_2$ precursor with an aqueous acid solution at a temperature below about ten degrees Celsius to form an alkali metal deficient nickel oxide having a formula $\text{A}_x\text{Ni}_{1-y-z-w}\text{Co}_y\text{M}^a_z\text{M}^b_w\text{O}_2$; wherein A is an alkali metal, M^a is a metal dopant, M^b is a non-metal dopant, $0 \leq x \leq 0.12$, w is 0 or $0 \leq w \leq 0.02$, and $0.02 \leq y+z \leq 0.25$.
2. The method of claim 1, wherein the nickel-containing compound is selected from nickel monoxide, nickel sesquioxide, nickel hydroxide, nickel oxyhydroxide, nickel carbonate, nickel nitrate, and any combination thereof.
3. The method of claim 1, wherein the nickel-containing compound is selected from β -nickel oxyhydroxide, metal-doped β -nickel oxyhydroxide, cobalt oxyhydroxide-coated β -nickel oxyhydroxide, γ -nickel oxyhydroxide, metal-doped γ -nickel oxyhydroxide, cobalt oxyhydroxide-coated γ -nickel oxyhydroxide, a mixture of β -nickel oxyhydroxide and γ -nickel oxyhydroxide, and any combination thereof.
4. The method of any one of claims 1-3, wherein the metal-containing compound is selected from the group consisting of aluminum, magnesium, cobalt, manganese metal powders, cobalt oxide, aluminum oxide, magnesium oxide, calcium oxide, yttrium oxide, manganese oxide, cobalt hydroxide, cobalt oxyhydroxide, cobalt carbonate, cobalt nitrate, aluminum hydroxide, magnesium hydroxide, magnesium carbonate, calcium hydroxide, calcium carbonate, yttrium

hydroxide, manganese hydroxide, manganese carbonate, manganese nitrate, and any combination thereof.

5. The method of any one of the preceding claims, wherein the non-metal-containing compound is selected from the group consisting of boron oxide, silicon powder, silicon dioxide, germanium powder, germanium dioxide, and any combination thereof.
6. The method of any one of the preceding claims, wherein the alkali-containing compound is selected from the group consisting of lithium hydroxide hydrate, lithium oxide, lithium carbonate, lithium nitrate, and any combination thereof.
7. The method of any one of the preceding claims, wherein the stoichiometric ratio of the nickel-containing compound to the one or more metal-containing compounds is between 0.98:0.02 to 0.80:0.20 or between 0.96:0.04 to 0.85:0.15 or between 0.99:0.01 to 0.95:0.05.
8. The method of any one of the preceding claims, wherein the first temperature is between 185 and 225°C.
9. The method of any one of the preceding claims, wherein the second temperature is between 750 and 850°C.
10. The method of any one of the preceding claim 1, wherein the first duration is between 16 and 20 hours.
11. The method of any one of the preceding claims, wherein the second duration is between 24 and 60 hours.
12. The method of any one of the preceding claims, wherein x is less than 0.1.
13. The method of any one of the preceding claims, wherein $0.02 \leq y \leq 0.15$.
14. The method of any one of the preceding claims, wherein $0.02 \leq z \leq 0.08$.
15. The method of any one of the preceding claims, wherein $0 \leq w \leq 0.02$

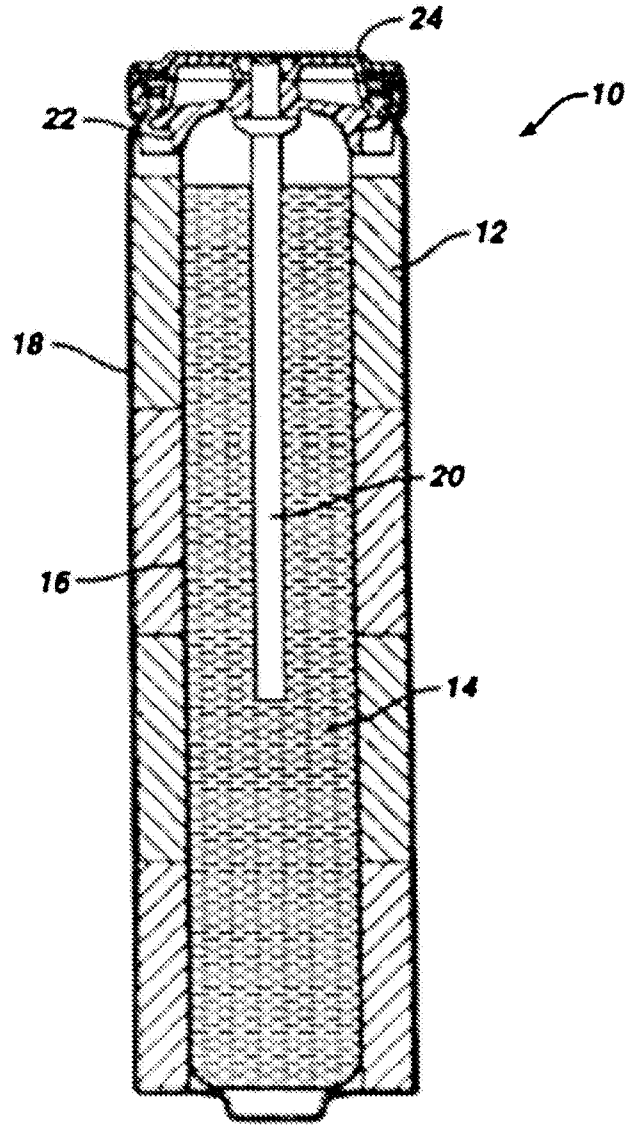


FIG. 1

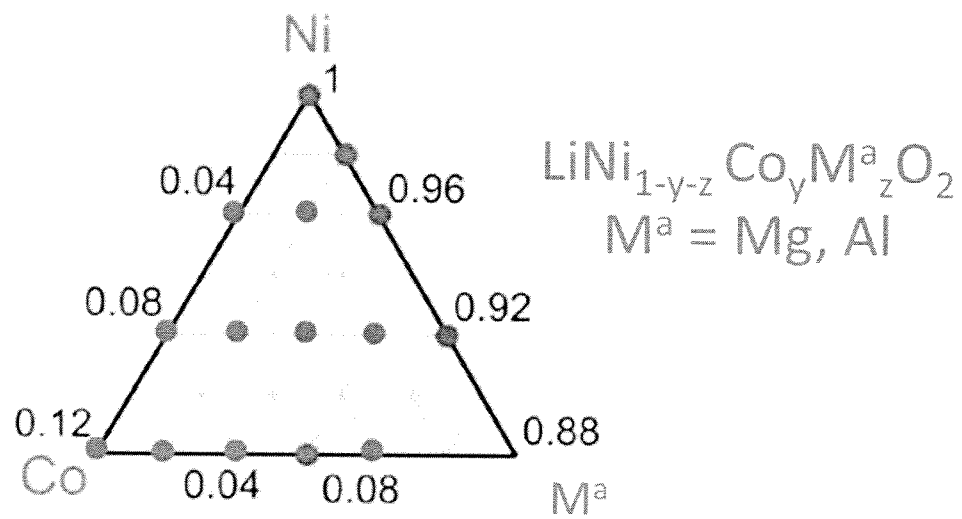


FIG. 2

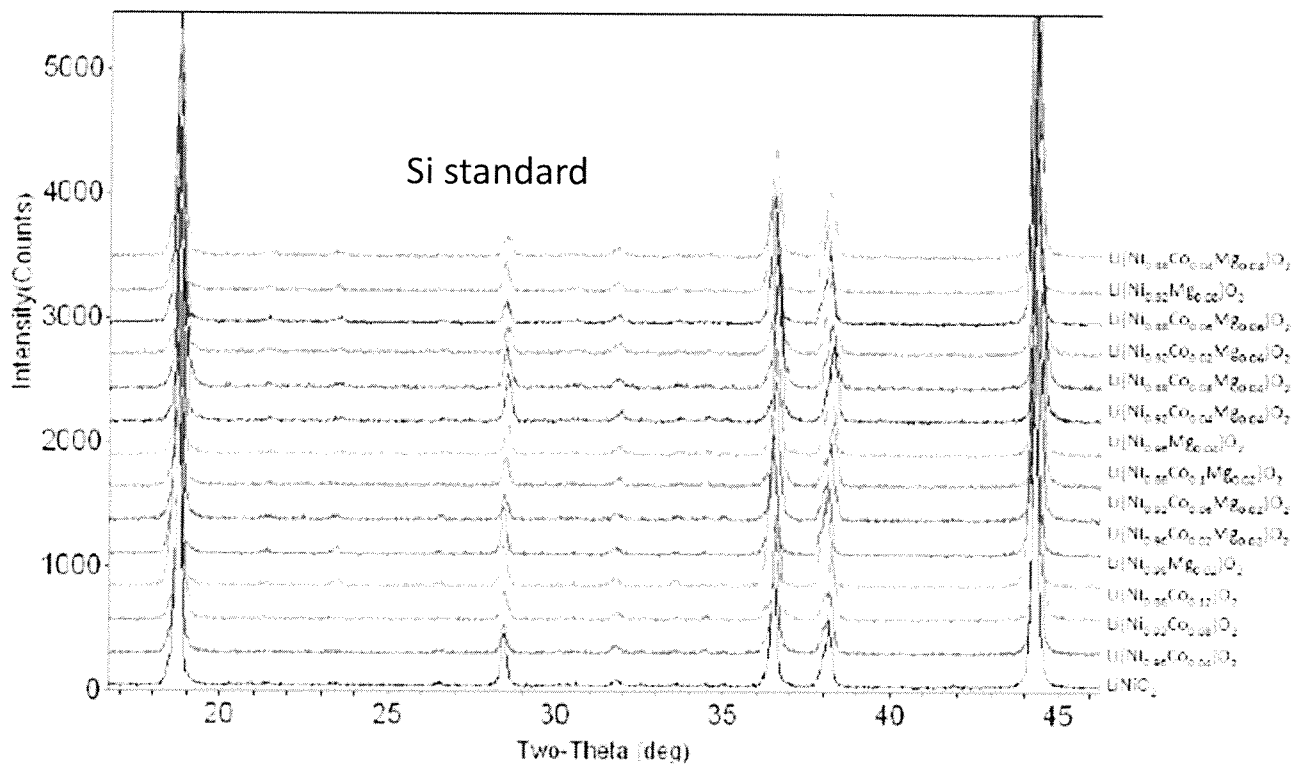


FIG. 3

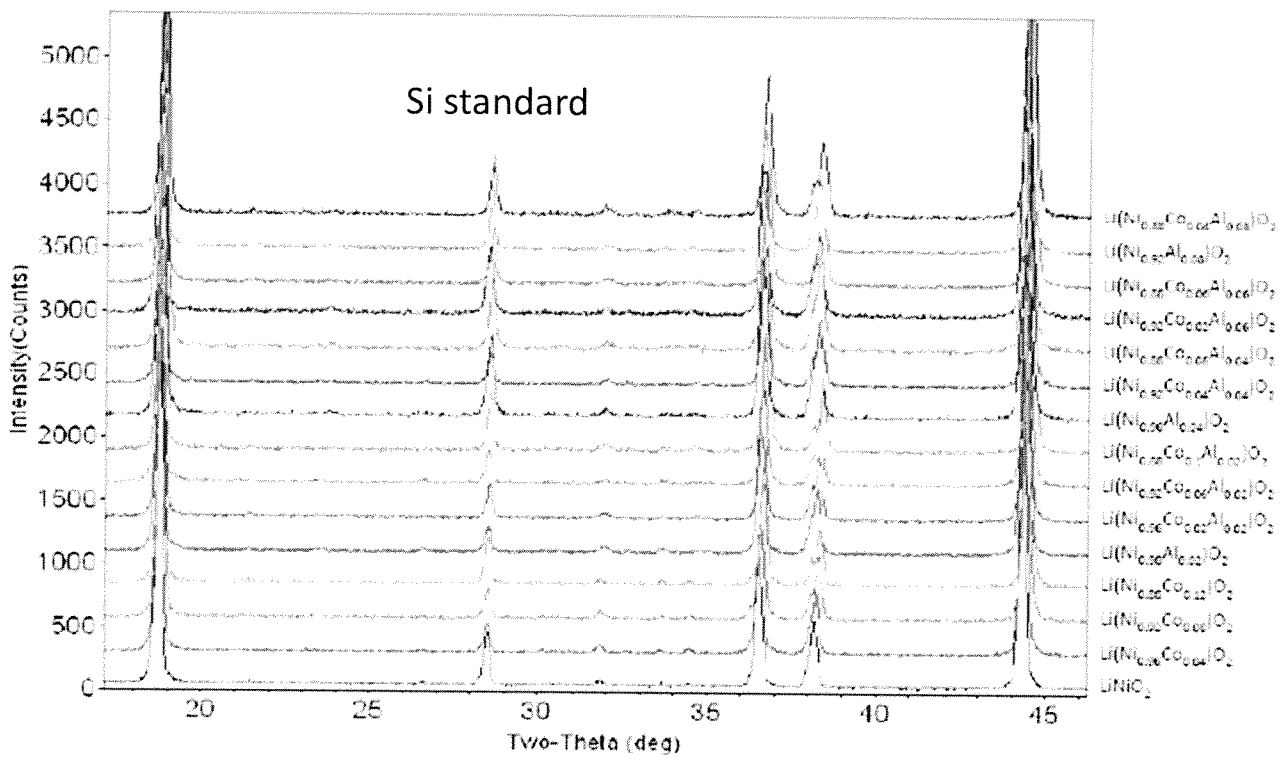


FIG. 4




FIG. 5

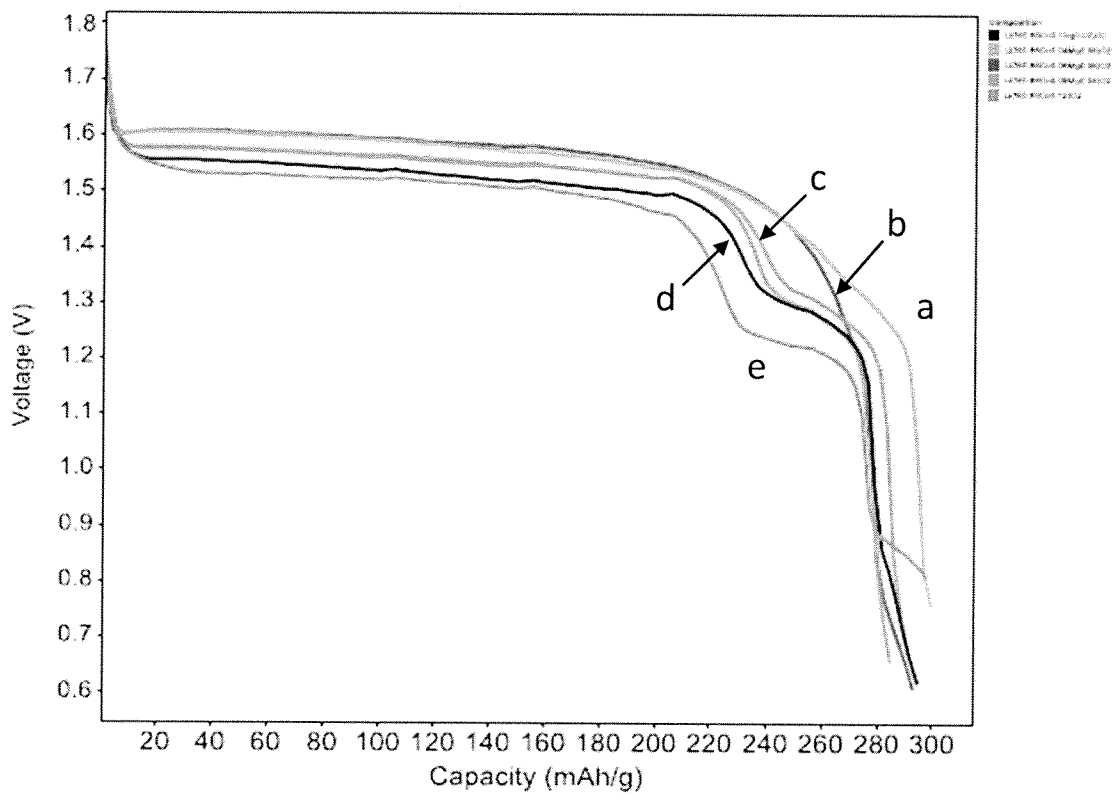


FIG. 6

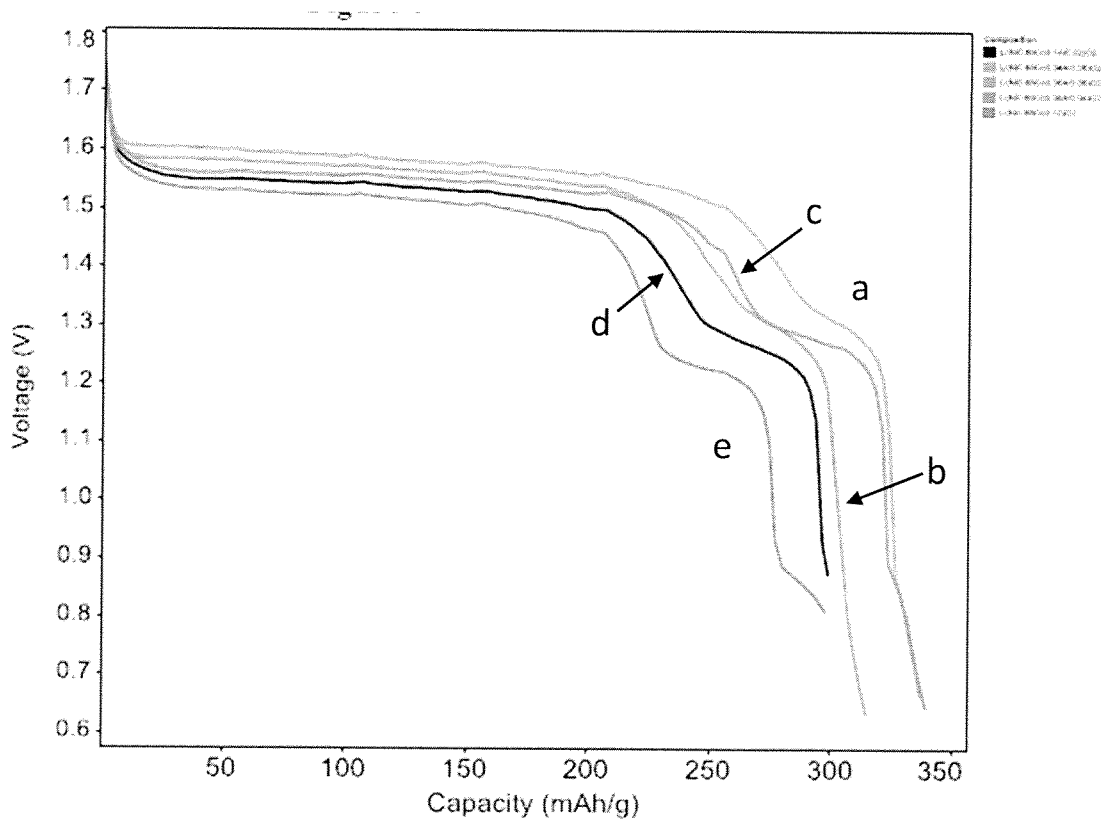


FIG. 7

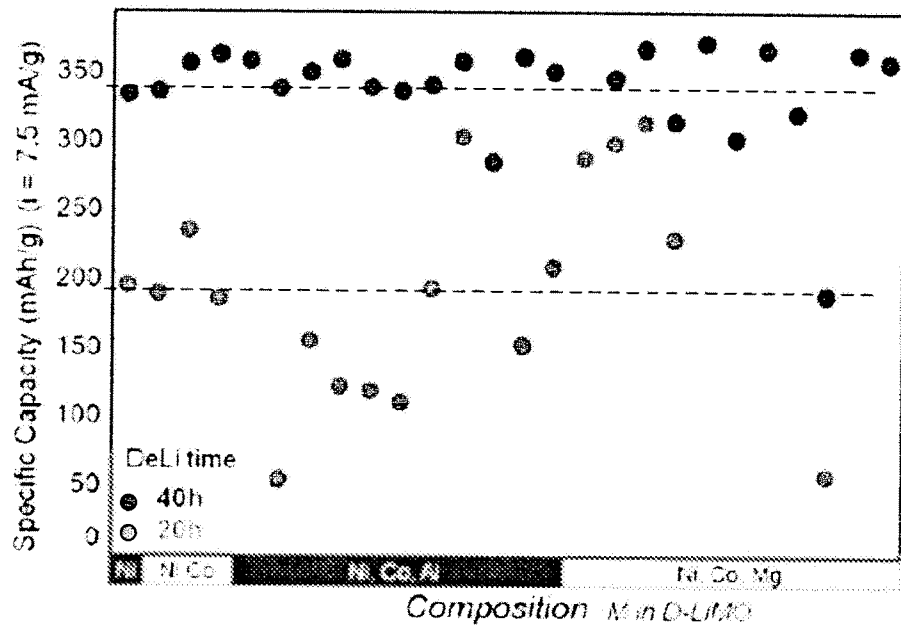


FIG. 8

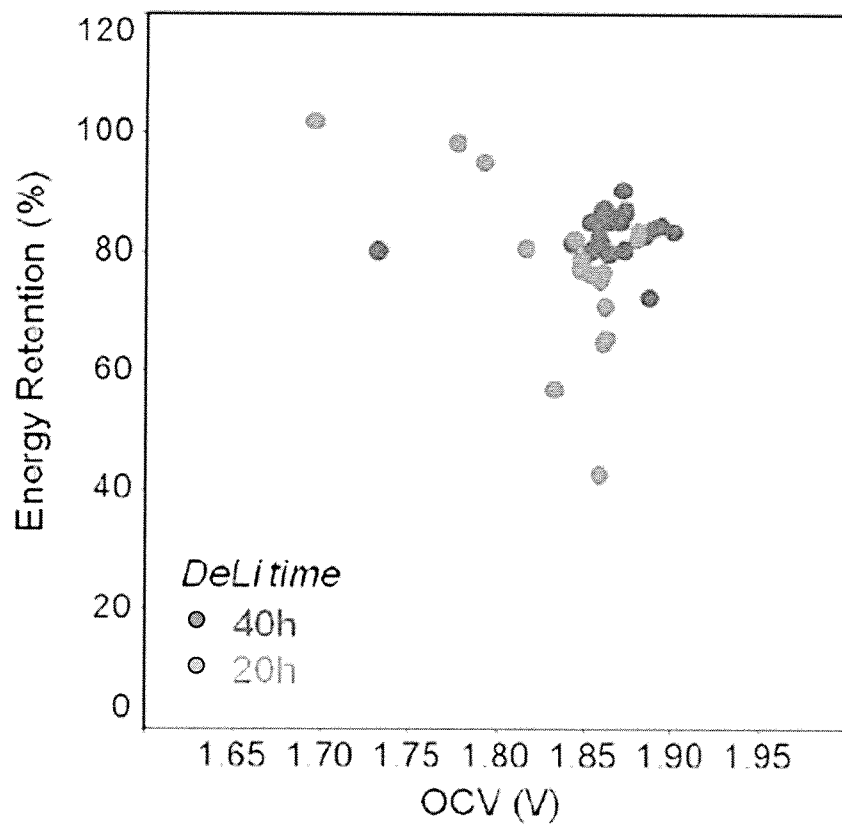


FIG. 9

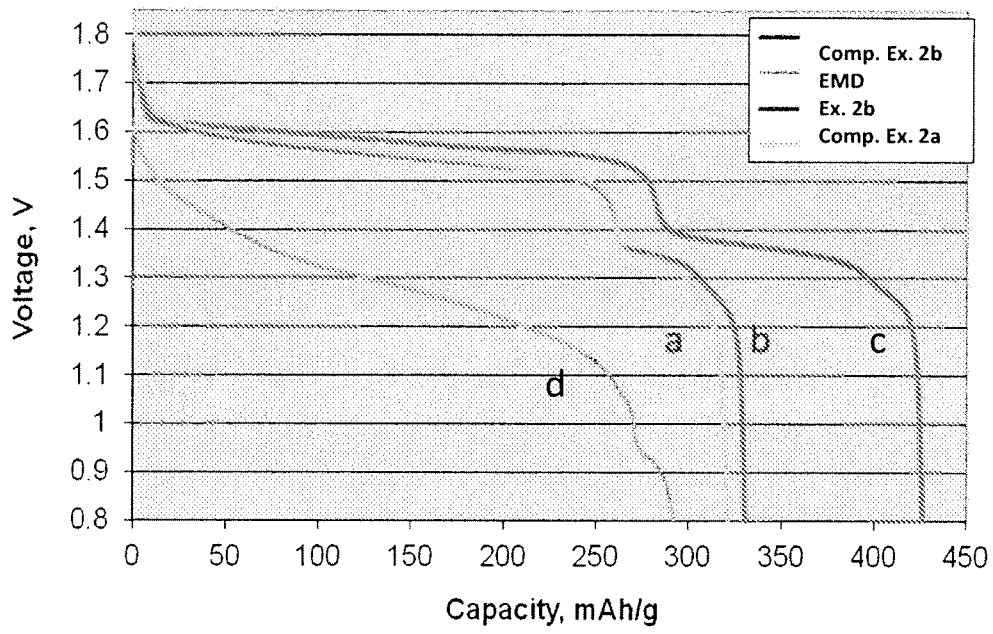


FIG. 10

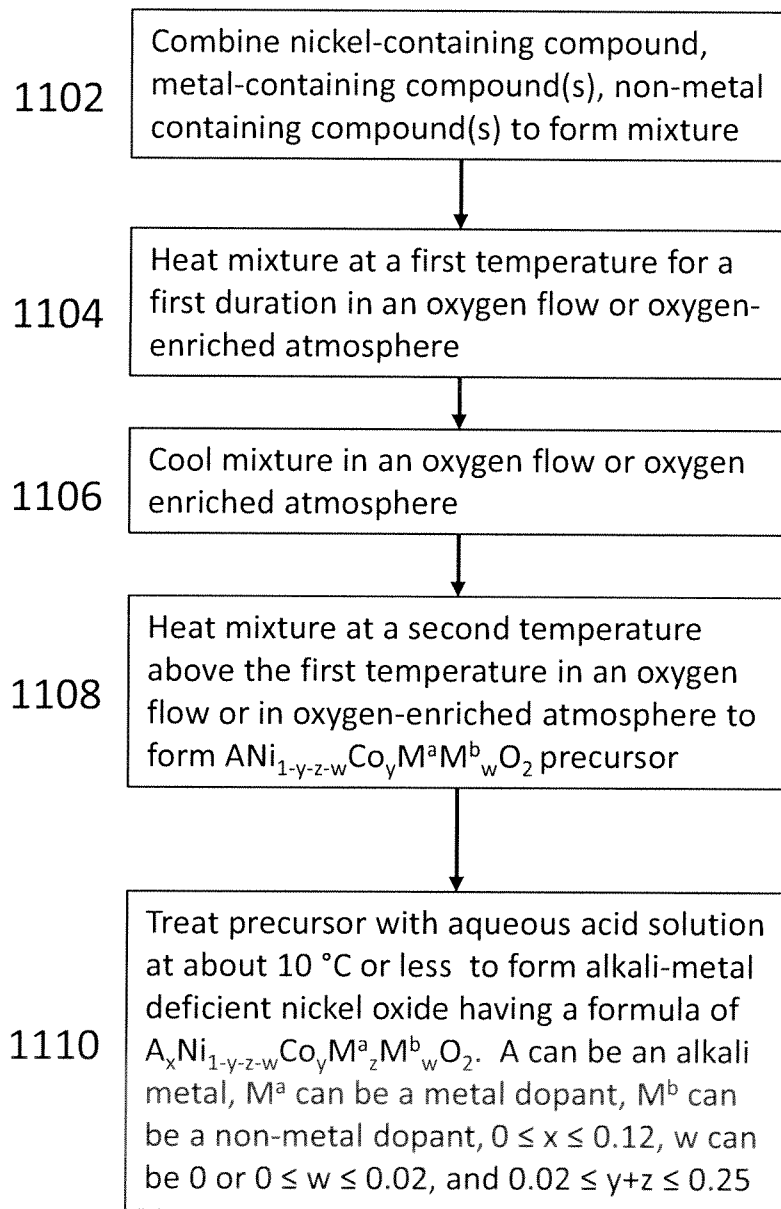


FIG. 11

INTERNATIONAL SEARCH REPORT

International application No PCT/US2013/033212

A. CLASSIFICATION OF SUBJECT MATTER INV. C01G53/00 H01M4/52 H01M4/525 ADD.				
According to International Patent Classification (IPC) or to both national classification and IPC				
B. FIELDS SEARCHED				
Minimum documentation searched (classification system followed by classification symbols) C01G H01M				
Documentation searched other than minimum documentation to the extent that such documents are included in the fields searched				
Electronic data base consulted during the international search (name of data base and, where practicable, search terms used) EPO-Internal, CHEM ABS Data, WPI Data				
C. DOCUMENTS CONSIDERED TO BE RELEVANT				
Category*	Citation of document, with indication, where appropriate, of the relevant passages	Relevant to claim No.		
X	US 2006/188781 A1 (THACKERAY MICHAEL M [US] ET AL) 24 August 2006 (2006-08-24) examples 5,6 page 7, paragraph 66 - page 8, paragraph 67	1-15		
X	----- WO 2011/112758 A1 (GILLETTE CO [US]; NANJUNDASWAMY KIRAKODU S [US]; NELSON JENNIFER A [US]) 15 September 2011 (2011-09-15) examples	1-15		
A	----- US 2011/219607 A1 (NANJUNDASWAMY KIRAKODU S [US] ET AL) 15 September 2011 (2011-09-15) examples ----- -/--	1-15		
<input checked="" type="checkbox"/> Further documents are listed in the continuation of Box C. <input checked="" type="checkbox"/> See patent family annex.				
* Special categories of cited documents : <table style="width: 100%; border: none;"> <tr> <td style="width: 50%; border: none; vertical-align: top;"> "A" document defining the general state of the art which is not considered to be of particular relevance "E" earlier application or patent but published on or after the international filing date "L" document which may throw doubts on priority claim(s) or which is cited to establish the publication date of another citation or other special reason (as specified) "O" document referring to an oral disclosure, use, exhibition or other means "P" document published prior to the international filing date but later than the priority date claimed </td> <td style="width: 50%; border: none; vertical-align: top;"> "T" later document published after the international filing date or priority date and not in conflict with the application but cited to understand the principle or theory underlying the invention "X" document of particular relevance; the claimed invention cannot be considered novel or cannot be considered to involve an inventive step when the document is taken alone "Y" document of particular relevance; the claimed invention cannot be considered to involve an inventive step when the document is combined with one or more other such documents, such combination being obvious to a person skilled in the art "&" document member of the same patent family </td> </tr> </table>			"A" document defining the general state of the art which is not considered to be of particular relevance "E" earlier application or patent but published on or after the international filing date "L" document which may throw doubts on priority claim(s) or which is cited to establish the publication date of another citation or other special reason (as specified) "O" document referring to an oral disclosure, use, exhibition or other means "P" document published prior to the international filing date but later than the priority date claimed	"T" later document published after the international filing date or priority date and not in conflict with the application but cited to understand the principle or theory underlying the invention "X" document of particular relevance; the claimed invention cannot be considered novel or cannot be considered to involve an inventive step when the document is taken alone "Y" document of particular relevance; the claimed invention cannot be considered to involve an inventive step when the document is combined with one or more other such documents, such combination being obvious to a person skilled in the art "&" document member of the same patent family
"A" document defining the general state of the art which is not considered to be of particular relevance "E" earlier application or patent but published on or after the international filing date "L" document which may throw doubts on priority claim(s) or which is cited to establish the publication date of another citation or other special reason (as specified) "O" document referring to an oral disclosure, use, exhibition or other means "P" document published prior to the international filing date but later than the priority date claimed	"T" later document published after the international filing date or priority date and not in conflict with the application but cited to understand the principle or theory underlying the invention "X" document of particular relevance; the claimed invention cannot be considered novel or cannot be considered to involve an inventive step when the document is taken alone "Y" document of particular relevance; the claimed invention cannot be considered to involve an inventive step when the document is combined with one or more other such documents, such combination being obvious to a person skilled in the art "&" document member of the same patent family			
Date of the actual completion of the international search	Date of mailing of the international search report			
8 July 2013	18/07/2013			
Name and mailing address of the ISA/ European Patent Office, P.B. 5818 Patentlaan 2 NL - 2280 HV Rijswijk Tel. (+31-70) 340-2040, Fax: (+31-70) 340-3016	Authorized officer Besana, Sonia			

INTERNATIONAL SEARCH REPORT

International application No
PCT/US2013/033212

C(Continuation). DOCUMENTS CONSIDERED TO BE RELEVANT

Category*	Citation of document, with indication, where appropriate, of the relevant passages	Relevant to claim No.
A	US 2009/123842 A1 (THACKERAY MICHAEL M [US] ET AL) 14 May 2009 (2009-05-14) the whole document -----	1-15

INTERNATIONAL SEARCH REPORT

Information on patent family members

International application No PCT/US2013/033212

Patent document cited in search report		Publication date		Patent family member(s)	Publication date
US 2006188781	A1	24-08-2006		NONE	
WO 2011112758	A1	15-09-2011	CN	102792489 A	21-11-2012
			EP	2545604 A1	16-01-2013
			US	2011223493 A1	15-09-2011
			WO	2011112758 A1	15-09-2011
US 2011219607	A1	15-09-2011	CN	102791634 A	21-11-2012
			EP	2545003 A1	16-01-2013
			US	2011219607 A1	15-09-2011
			WO	2011112529 A1	15-09-2011
US 2009123842	A1	14-05-2009		NONE	