



US00D712977S

(12) **United States Design Patent**
MacDonald et al.

(10) **Patent No.:** **US D712,977 S**

(45) **Date of Patent:** **** Sep. 9, 2014**

- (54) **DODECAHEDRON DIE**
- (71) Applicant: **Las Vegas Sands Corp.**, Las Vegas, NV (US)
- (72) Inventors: **Andrew MacDonald**, Singapore (SG); **Baybars Bora Oral**, Singapore (SG); **Ang Soon Huat**, Singapore (SG); **Lin Liping**, Singapore (SG); **Kelvin Morin**, Las Vegas, NV (US)
- (73) Assignee: **Las Vegas Sands Corp.**, Las Vegas, NV (US)

5,145,175	A *	9/1992	Gathman et al.	273/146
5,425,537	A *	6/1995	Vogelsang	273/146
6,209,870	B1 *	4/2001	Shea et al.	273/146
D453,196	S *	1/2002	Bouchet	D21/373
D576,688	S *	9/2008	Siegel	D21/373
2003/0062672	A1 *	4/2003	Sloper	273/146
2005/0023751	A1 *	2/2005	Paterson	273/146
2005/0285338	A1 *	12/2005	Cusolito	273/146
2009/0322024	A1 *	12/2009	Sorge	273/146

* cited by examiner

Primary Examiner — Sandra Morris

(74) *Attorney, Agent, or Firm* — McDermott Will & Emery LLP

(**) Term: **14 Years**

(21) Appl. No.: **29/457,105**

(22) Filed: **Jun. 6, 2013**

(51) **LOC (10) Cl.** **21-01**

(52) **U.S. Cl.**
USPC **D21/373**

(58) **Field of Classification Search**
USPC D21/369, 371–373, 385; 273/146, 274, 273/288–291; 463/17, 20, 46–47; 434/128
See application file for complete search history.

(56) **References Cited**

U.S. PATENT DOCUMENTS

D60,526	S *	3/1922	Gayner	D21/373
1,598,611	A *	9/1926	Humphreys	273/146
D155,315	S *	9/1949	Peukert	D21/373
D237,635	S *	11/1975	Martin, Jr.	D21/373
3,959,893	A *	6/1976	Sigg	273/146
4,465,279	A *	8/1984	Larson	273/146
D283,632	S *	4/1986	Moore	D21/373
4,852,878	A *	8/1989	Merrill	273/156


(57) **CLAIM**

The ornamental design for a dodecahedron die, as shown and described.

DESCRIPTION

FIG. 1 is a plan view of the dodecahedron die, showing the new design;
 FIG. 2 is a top view of the dodecahedron die of FIG. 1;
 FIG. 3 is a bottom view of the dodecahedron die of FIG. 1;
 FIG. 4 is a plan view of a second embodiment of the dodecahedron die of FIG. 1;
 FIG. 5 is a top view of the dodecahedron die of FIG. 4;
 FIG. 6 is a bottom view of the dodecahedron die of FIG. 4;
 FIG. 7 is a plan view of a third embodiment of the dodecahedron die of FIG. 1;
 FIG. 8 is a plan view of a fourth embodiment of the dodecahedron die of FIG. 1; and
 FIG. 9 is a plan view of a fifth embodiment of the dodecahedron die of FIG. 1.

1 Claim, 4 Drawing Sheets



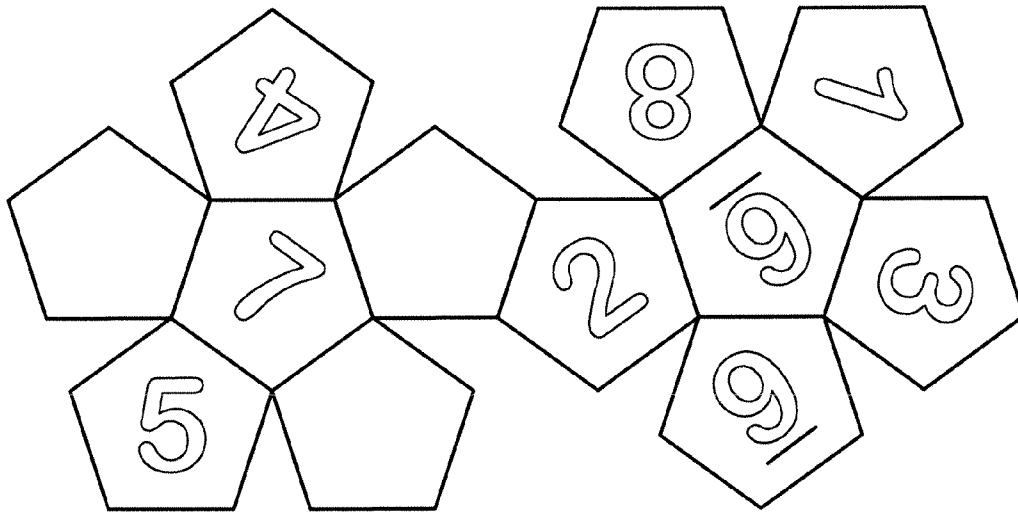


FIG. 1

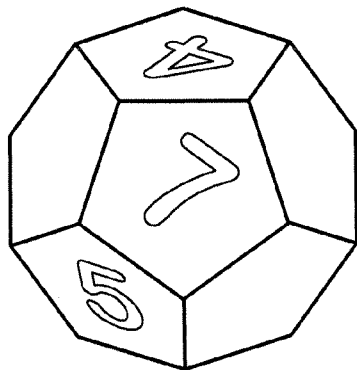


FIG. 2




FIG. 3

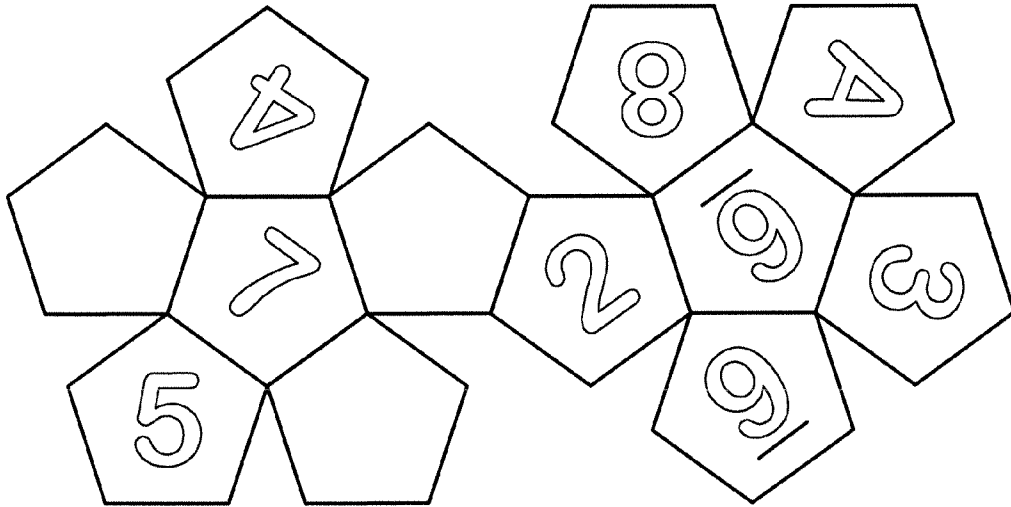


FIG. 4

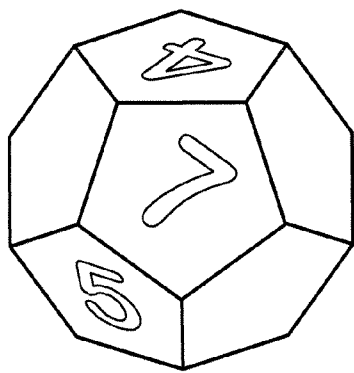


FIG. 5




FIG. 6




FIG. 7




FIG. 8




FIG. 9