United States Patent [19]

Major

[11] **Patent Number: Des. 319,052**

[45] **Date of Patent: ** Aug. 13, 1991**

[54] **MOBILE TELEPHONE**

[75] Inventor: **Ron Major**, Stroud, England

[73] Assignee: **Technophone Limited**, Surrey, England

[**] Term: **14 Years**

[21] Appl. No.: **468,951**

[22] Filed: **Jan. 23, 1990**

[30] **Foreign Application Priority Data**

Aug. 11, 1989 [GB] United Kingdom 2000304

[52] **U.S. Cl.** **D14/138**; D14/147; D14/151

[58] **Field of Search** D14/138, 147, 151; 379/58, 59, 418, 440; 455/90

[56] **References Cited**

U.S. PATENT DOCUMENTS

D. 283,707	5/1986	Goodin et al.	D14/138
D. 285,789	9/1986	Karlin	D14/138
D. 291,564	8/1987	Kajita	D14/138
D. 291,801	9/1987	Suzuki et al.	D14/138
D. 297,009	8/1988	Grambush et al.	D14/138
D. 304,830	11/1989	Sutoh	D14/138
D. 305,232	12/1989	Sutoh	D14/147 X
D. 305,652	1/1990	Tejima	D14/138
D. 310,365	9/1990	Eriksson et al.	D14/151
4,881,258	11/1989	Kaiwa et al.	D14/138 X

Primary Examiner—Horace B. Fay, Jr.

Attorney, Agent, or Firm—Perman & Green

[57] **CLAIM**

The ornamental design for a mobile telephone set, as shown and described.

DESCRIPTION

FIG. **1** is a front and right side perspective view of a mobile telephone set in cradled posture showing my new design;

FIG. **2** is a bracket associated right side elevational views of the handset and cradle spaced apart;

FIG. **3** is a bracket associated top plan views of handset and cradle spaced apart;

FIG. **4** is a bracket associated rear elevational views of handset and cradle spaced apart;

FIG. **5** is a bracket associated bottom plan views of handset and cradle spaced apart; and

FIG. **6** is a bracket associated front elevational views of handset and cradle spaced apart.

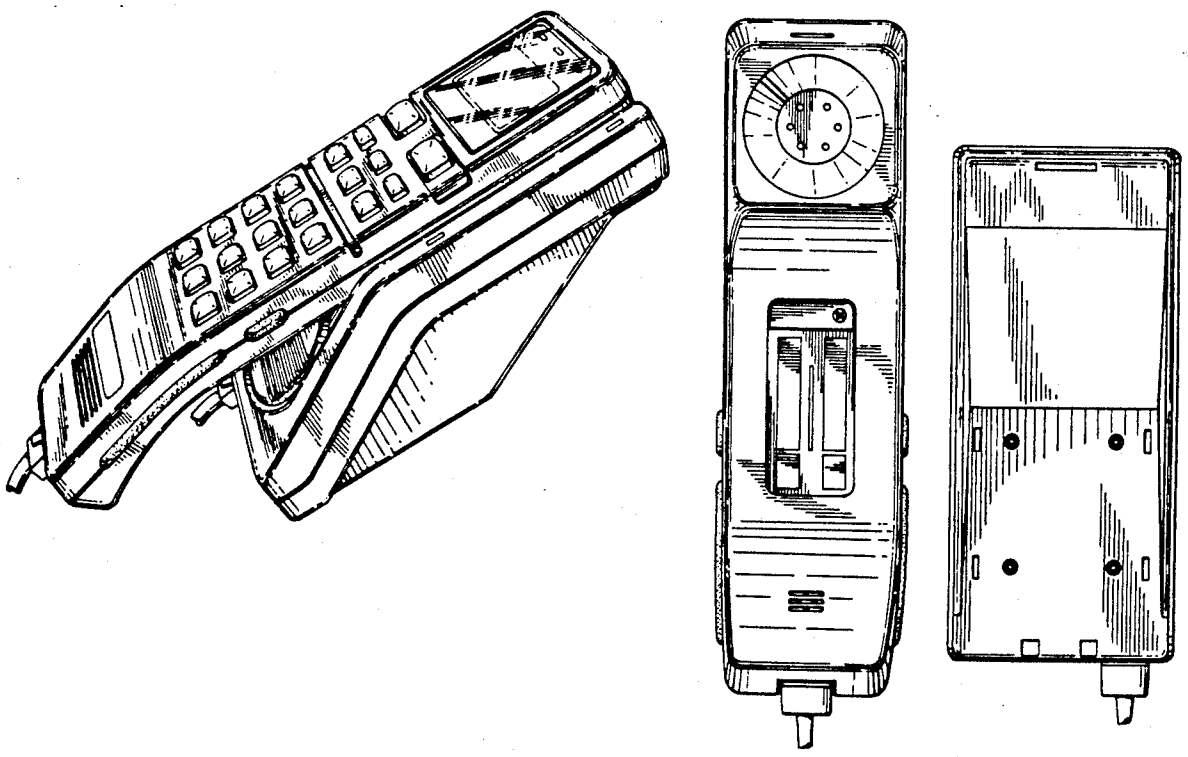

Fig.1.

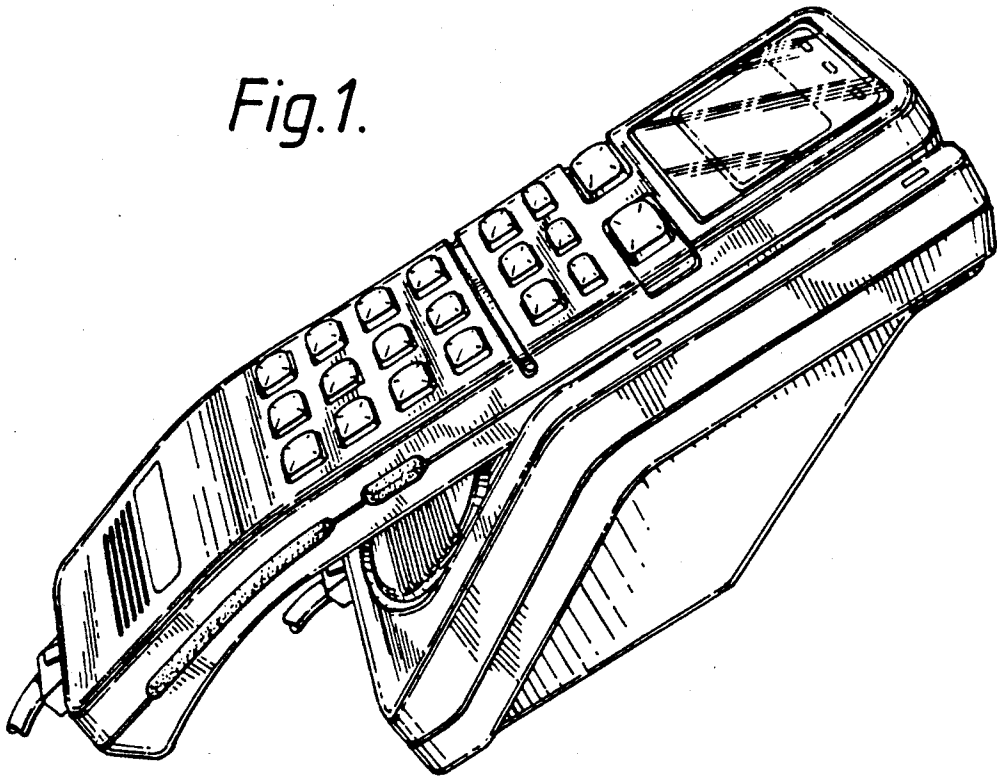

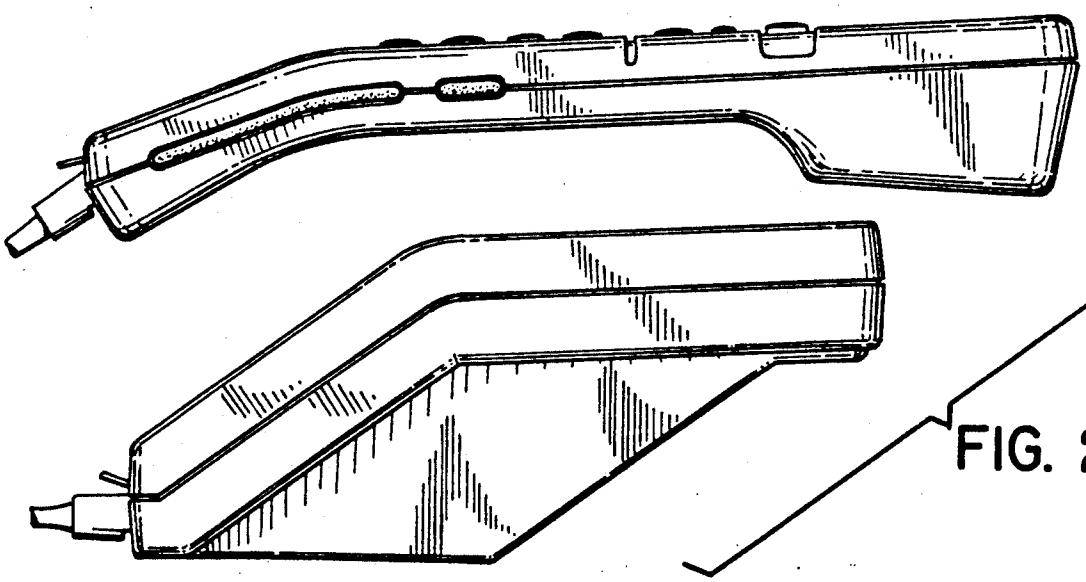

FIG. 2.

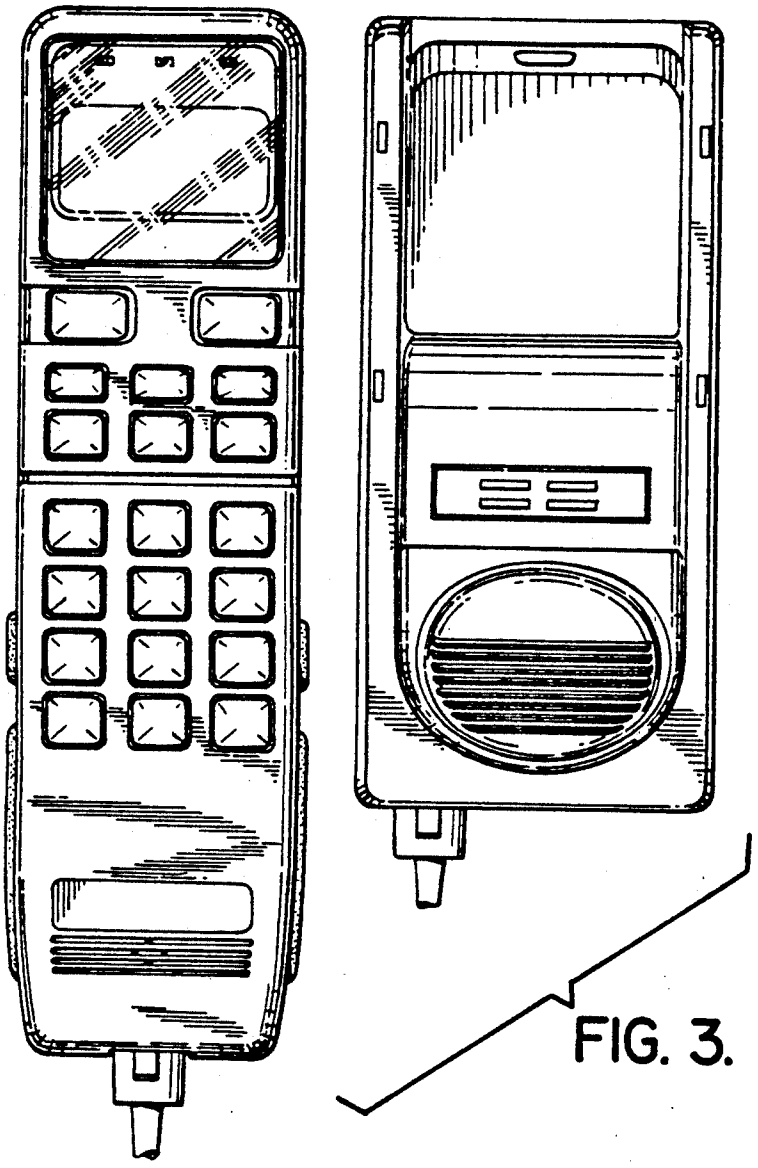

FIG. 3.

Fig. 4.

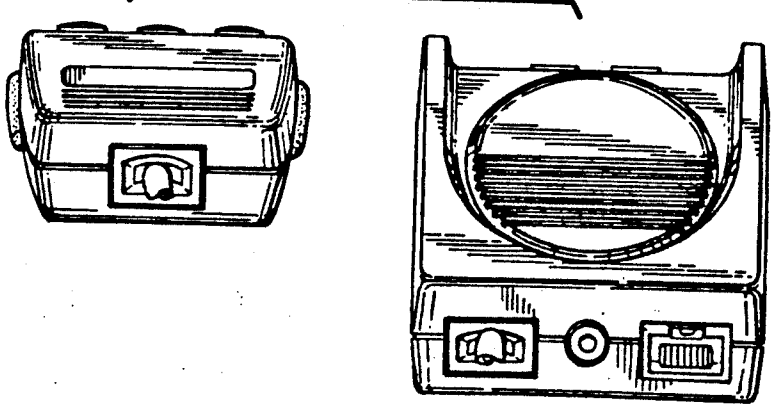

FIG. 5.

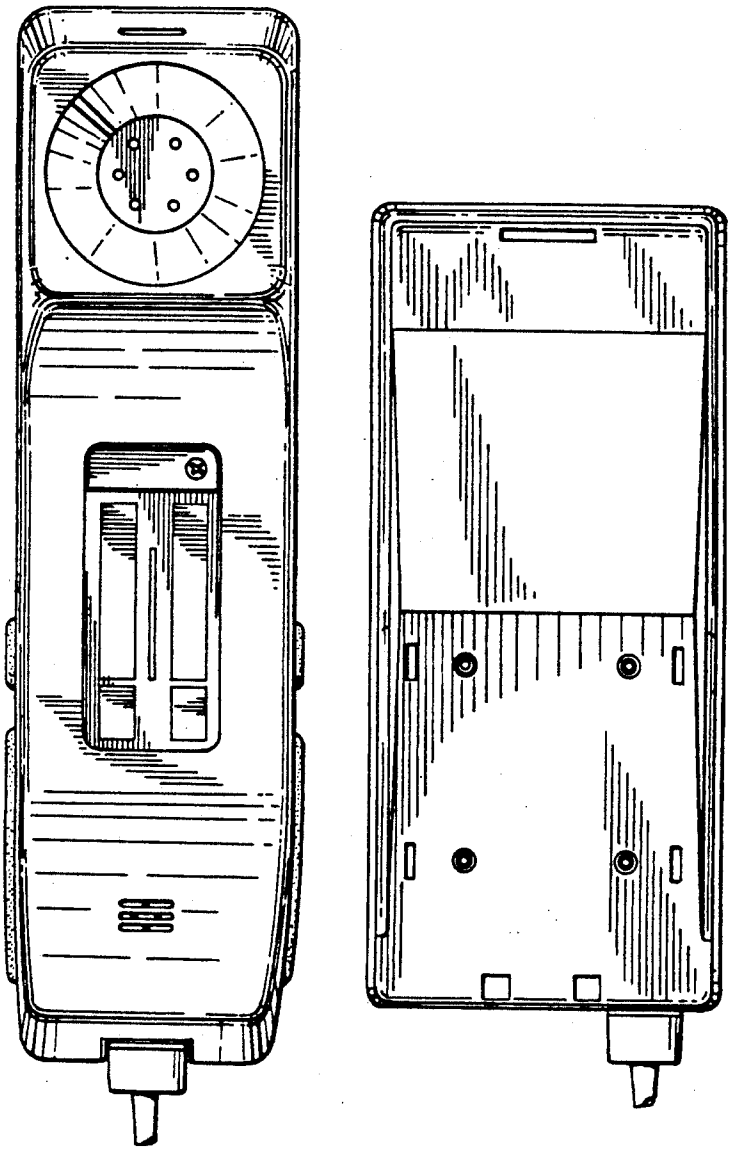

FIG. 6.

