



US0D1036751S

(12) **United States Design Patent**
Chen

(10) **Patent No.:** **US D1,036,751 S**

(45) **Date of Patent:** **** Jul. 23, 2024**

- (54) **UV LAMP**
- (71) Applicant: **Zhanghao Chen**, Ganzhou (CN)
- (72) Inventor: **Zhanghao Chen**, Ganzhou (CN)
- (**) Term: **15 Years**
- (21) Appl. No.: **29/842,037**
- (22) Filed: **Jun. 9, 2022**
- (51) **LOC (14) Cl.** **26-05**
- (52) **U.S. Cl.**
USPC **D26/108**
- (58) **Field of Classification Search**
USPC D26/24, 37, 38, 61–65, 93, 104,
D26/106–108, 110–112; D28/54.1,
D28/56–58
CPC F21S 6/00; F21S 6/002; F21S 6/003; F21S
6/005; F21S 6/006; F21S 6/007
See application file for complete search history.

- D930,869 S * 9/2021 Mundhra F21L 4/00
D26/37
- D931,507 S * 9/2021 Domingo F21L 4/00
D26/37
- D956,298 S * 6/2022 Cran D26/63
- D966,588 S * 10/2022 Liang D26/41
- D990,019 S * 6/2023 Lan D26/76
- D990,756 S * 6/2023 Xiao D26/104

* cited by examiner

Primary Examiner — Jennifer Rivard
Assistant Examiner — Christina M. Dodson

(57) **CLAIM**

The ornamental design for a UV lamp, as shown and described.

DESCRIPTION

FIG. 1 is a front, right and top perspective view of a UV lamp showing my new design;
FIG. 2 is a rear, left and bottom perspective view thereof;
FIG. 3 is a front view thereof;
FIG. 4 is a rear view thereof;
FIG. 5 is a left view thereof;
FIG. 6 is a right view thereof;
FIG. 7 is a top view thereof; and,
FIG. 8 is a bottom view thereof.

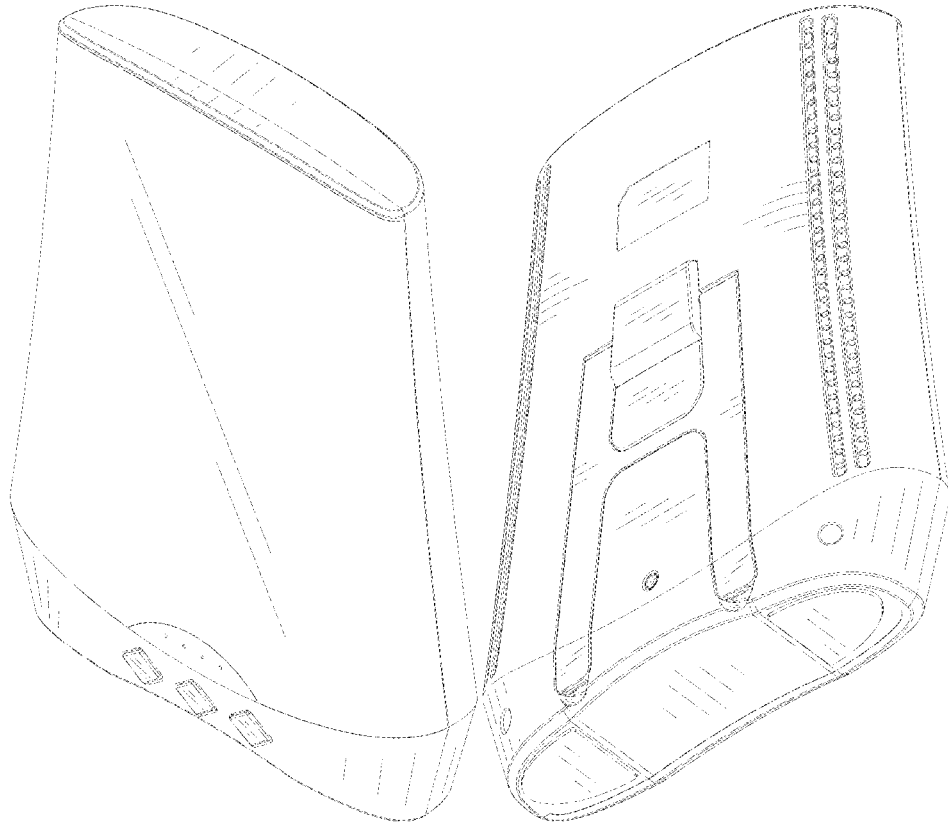
The broken lines shown in the figures are for the purpose of illustrating portions of the UV lamp, which form no parts of the claimed design.

1 Claim, 8 Drawing Sheets

(56) **References Cited**

U.S. PATENT DOCUMENTS

D205,624 S *	8/1966	Pritchett	D24/210
D222,500 S *	10/1971	Gugelot	D26/37
D427,340 S *	6/2000	Beghelli	D26/24
D608,035 S *	1/2010	Lee	D26/37
D622,879 S *	8/2010	Kotsis	D26/37
D670,043 S *	10/2012	Goldman	D30/155
D891,661 S *	7/2020	Bennett	D26/41






FIG. 1

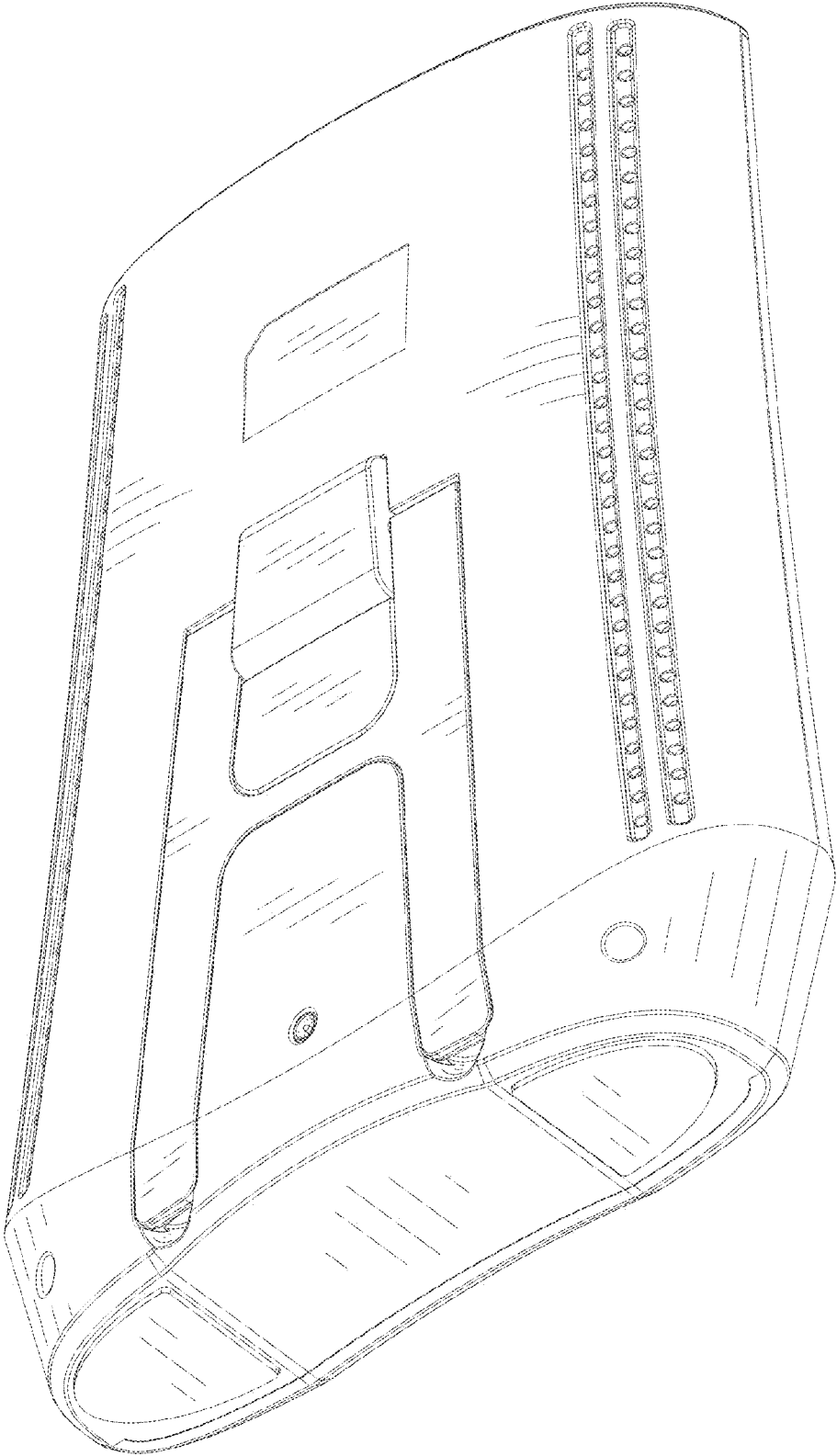


FIG. 2

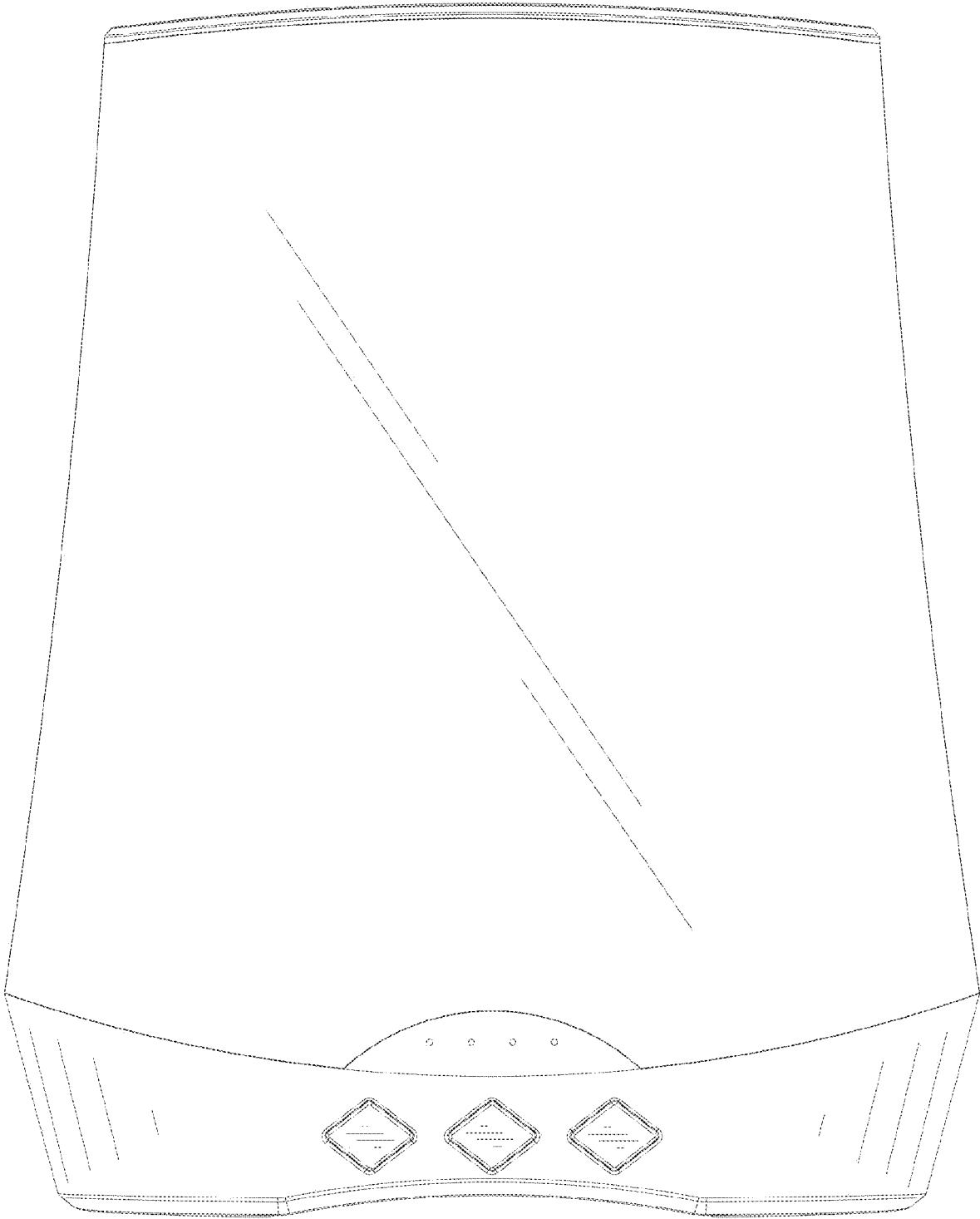


FIG. 3

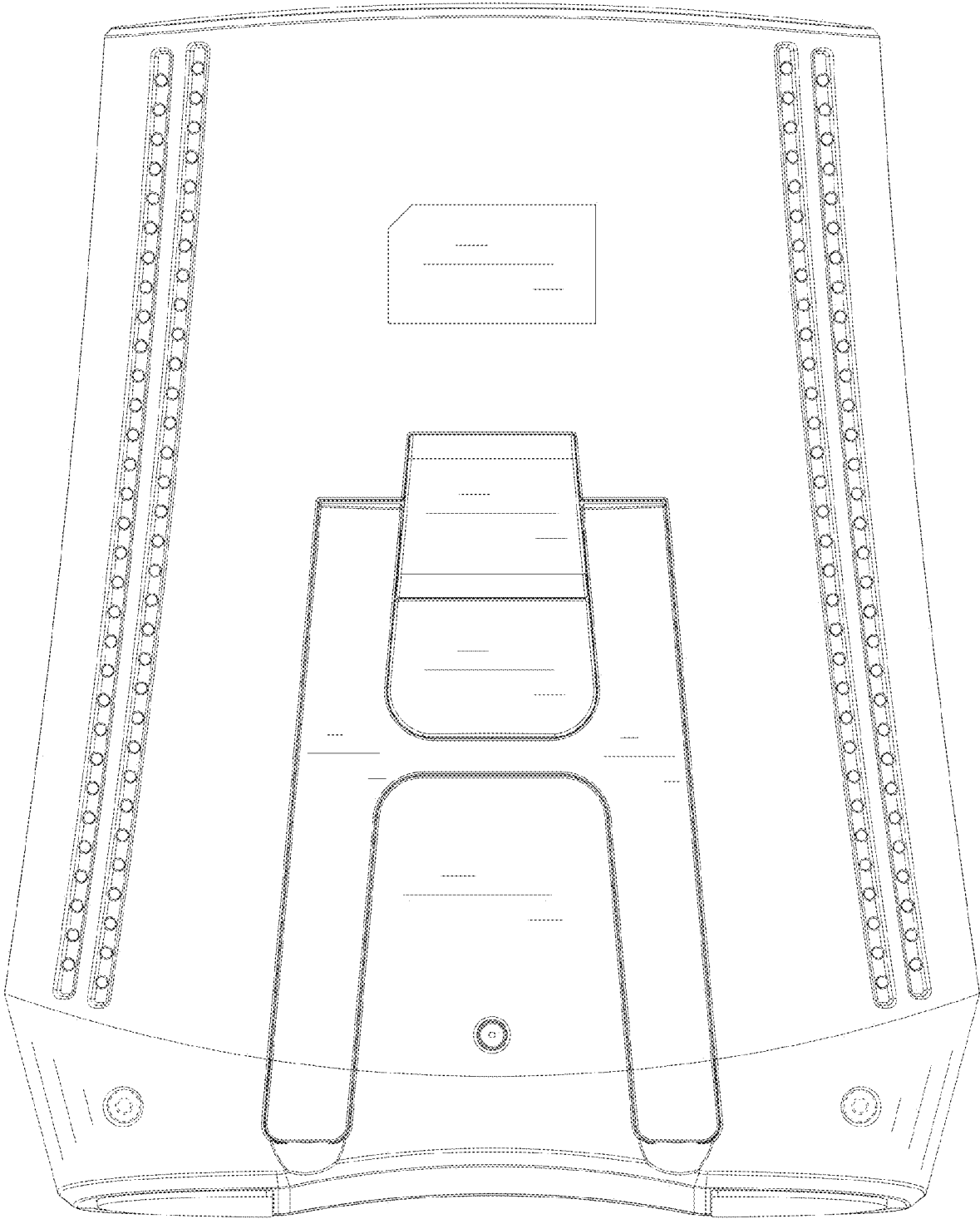


FIG. 4

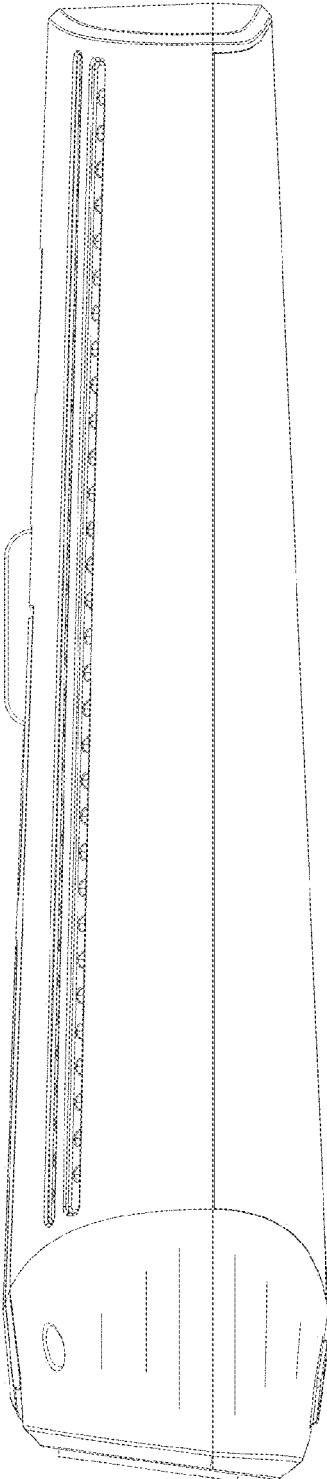


FIG. 5

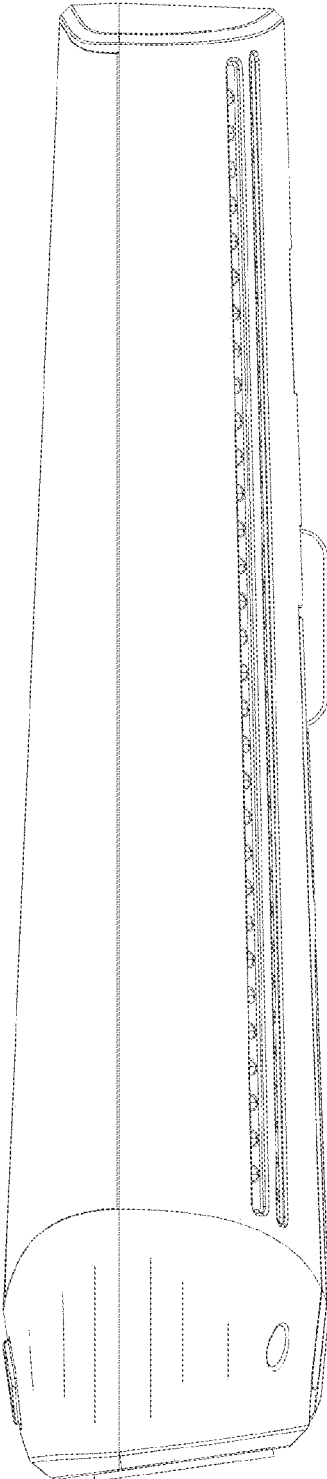


FIG. 6

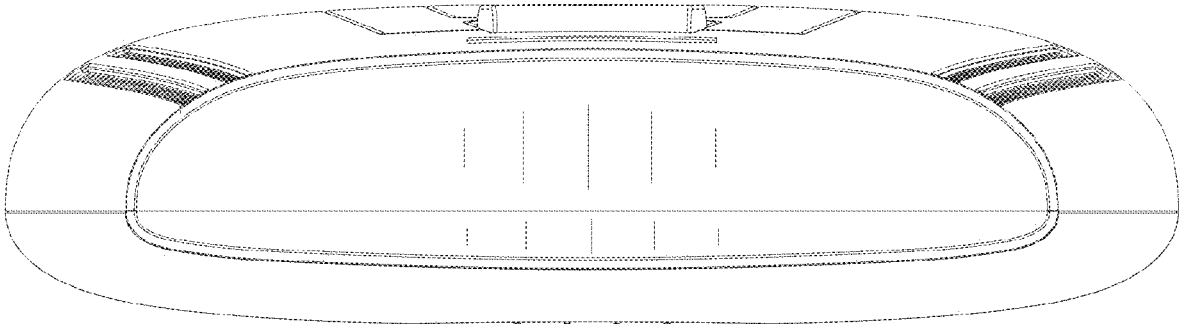


FIG. 7

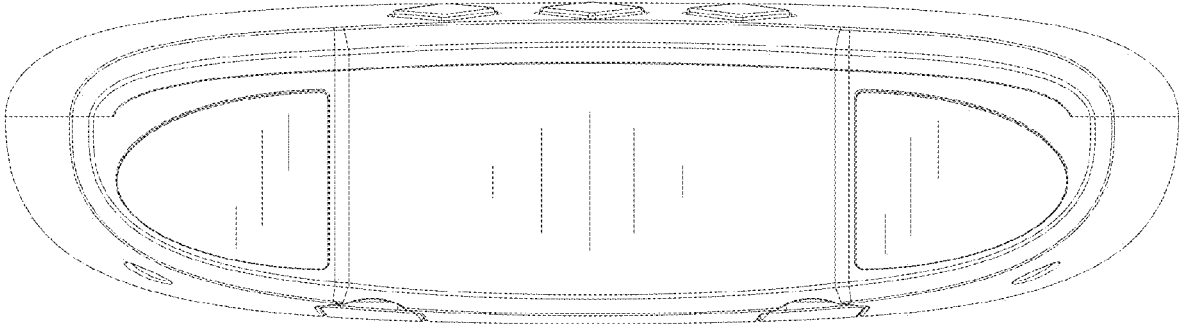


FIG. 8