

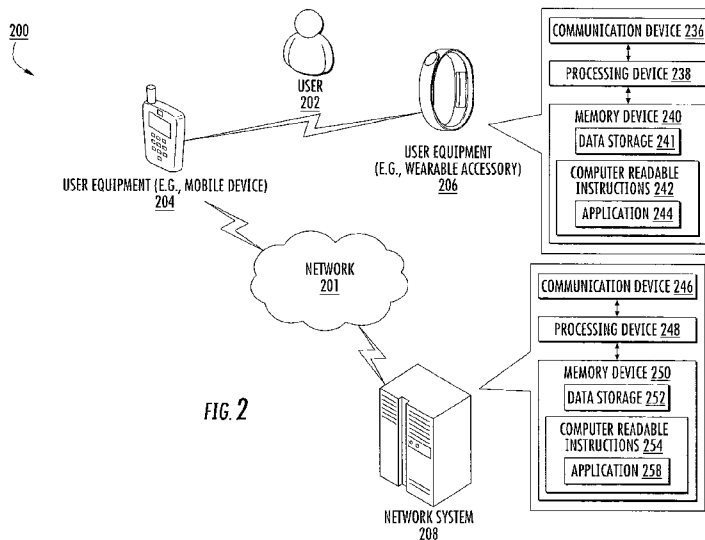


- (51) International Patent Classification:
G06F 21/35 (2013.01)
- (21) International Application Number:
PCT/EP2014/075121
- (22) International Filing Date:
20 November 2014 (20.11.2014)
- (25) Filing Language: English
- (26) Publication Language: English
- (30) Priority Data:
61/973,299 1 April 2014 (01.04.2014) US
- (71) Applicant: SONY CORPORATION [JP/JP]; 1-7-1 Konan, Minato-ku, Tokyo, Tokyo 108-0075 (JP).
- (72) Inventor; and
(71) Applicant (for LC only): BENGTSSON, Henrik [SE/SE]; Nya Vattentornet, S-221 88 Lund (SE).
- (72) Inventors: ISBERG, Peter; Nya Vattentornet, S-221 88 Lund (SE). ÅSTRAND, Per; Bengt Lidförss väg 23, S-224 65 Lund (SE). MOLINER, Olivier; Pedellgatan 1R, S-224 60 Lund (SE). KARLSSON, Peter; Nya Vattentornet, S-221 88 Lund (SE).
- (74) Agent: BANZER, Hans-Jörg; Kraus & Weisert, Thomas-Wimmer-Ring 15, 80539 München (DE).


- (81) Designated States (unless otherwise indicated, for every kind of national protection available): AE, AG, AL, AM, AO, AT, AU, AZ, BA, BB, BG, BH, BN, BR, BW, BY, BZ, CA, CH, CL, CN, CO, CR, CU, CZ, DE, DK, DM, DO, DZ, EC, EE, EG, ES, FI, GB, GD, GE, GH, GM, GT, HN, HR, HU, ID, IL, IN, IR, IS, JP, KE, KG, KN, KP, KR, KZ, LA, LC, LK, LR, LS, LU, LY, MA, MD, ME, MG, MK, MN, MW, MX, MY, MZ, NA, NG, NI, NO, NZ, OM, PA, PE, PG, PH, PL, PT, QA, RO, RS, RU, RW, SA, SC, SD, SE, SG, SK, SL, SM, ST, SV, SY, TH, TJ, TM, TN, TR, TT, TZ, UA, UG, US, UZ, VC, VN, ZA, ZM, ZW.
- (84) Designated States (unless otherwise indicated, for every kind of regional protection available): ARIPO (BW, GH, GM, KE, LR, LS, MW, MZ, NA, RW, SD, SL, ST, SZ, TZ, UG, ZM, ZW), Eurasian (AM, AZ, BY, KG, KZ, RU, TJ, TM), European (AL, AT, BE, BG, CH, CY, CZ, DE, DK, EE, ES, FI, FR, GB, GR, HR, HU, IE, IS, IT, LT, LU, LV, MC, MK, MT, NL, NO, PL, PT, RO, RS, SE, SI, SK, SM, TR), OAPI (BF, BJ, CF, CG, CI, CM, GA, GN, GQ, GW, KM, ML, MR, NE, SN, TD, TG).

Published:
— with international search report (Art. 21(3))

(54) Title: AUTHENTICATION WITH ULTRASOUND



(57) Abstract: Embodiments are directed to automatically unlocking a user device based on proximity to a previously paired accessory. Embodiments include transmitting, by a transmitter of the first device (204), an ultrasound message comprising a personal code exchanged between the first device (204) and a second device (206) in a previous pairing between the first device (204) and the second device (206); receiving, by a receiver of the second device (206), the ultrasound message; determining and initiating storing, by a processor (238) of the second device (206), a timestamp associated with a time the ultrasound message was received by the second device (206); determining, by the processor (238) of the second device (206), the personal code; authenticating, by the processor (238) of the second device (206), the personal code determined from the ultrasound message; and based at least in part on the timestamp, initiating unlocking, by the processor (238) of the second device (206), at least one of the first device (204) or the second device (206).



AUTHENTICATION WITH ULTRASOUND

CROSS-REFERENCE TO RELATED APPLICATION

[0001] This application claims priority to U.S. Provisional Patent Application No. 61/973,299, filed April 1, 2014, and titled "Authentication With Ultrasound," the entire disclosure of which is hereby incorporated by reference.

BACKGROUND

[0002] Typically in order to unlock a mobile communication device or other handheld device, a user must authenticate his or her identity. Types of authentication may include entering a passcode, performing an action such as tapping and/or swiping the screen of the device in a predefined pattern. These authentication methods may be time consuming when a user need access to the device, and may, in some instances, perform inconsistently, especially given the potential for human error when providing the authentication information.

15

BRIEF SUMMARY

[0003] Embodiments of the invention are directed to systems, methods and computer program products for automatically unlocking a user device based on proximity to a previously paired accessory. Embodiments of the method include transmitting, by a transmitter of the first device, an ultrasound message comprising a personal code exchanged between the first device and a second device in a previous pairing between the first device and the second device; receiving, by a receiver of the second device, the ultrasound message; determining and initiating storing, by a processor of the second device, a timestamp associated with a time (T_c) the ultrasound message was received by the second device; determining, by the processor of the second device, the personal code; authenticating, by the processor of the second device, the personal code determined from the ultrasound message; and in response to authenticating the personal code, and based at least in part on the timestamp, initiating unlocking, by the processor of the second device, at least one of the first device or the second device.

[0004] In some embodiments, the first device is a mobile communication device and the second device is a wearable mobile communication device accessory and wherein unlocking comprises unlocking the mobile communication device.

5 [0005] In some embodiments, the personal code comprises a pseudo-random sequence.

[0006] In some embodiments, initiating unlocking comprises transmitting, by a transmitter of the second device, a response message comprising a delta time representing an amount of time elapsed between the timestamp and transmission of the response message; and the method further comprises receiving, by a receiver of the first device, the response
10 message; calculating, by a processor of the first device, an ultrasound message propagation time by subtracting the delta time from a total time elapsed since transmission of the ultrasound message by the transmitter of the first device; determining, by the processor of the first device, that the first device should be unlocked based at least in part on the calculated ultrasound message propagation time; and unlocking, by the processor of the first
15 device, the first device.

[0007] In some such embodiments, determining that the first device should be unlocked comprises comparing the calculated ultrasound message propagation time to a predetermined time threshold; and based on the comparison, determining that the calculated ultrasound message propagation time is less than the predetermined threshold. In other such
20 embodiments, determining that the first device should be unlocked comprises calculating a distance by multiplying the ultrasound message propagation time by a constant representing the speed of sound; comparing the calculated distance to a predetermined distance threshold; and based on the comparison, determining that the calculated distance is less than the predetermined threshold. In other such embodiments, determining the timestamp comprises
25 reading an internal clock of the second device proximate a physical layer of the ultrasound message for reducing timing uncertainty.

[0008] In yet other such embodiments, determining the timestamp comprises reading an internal clock of the second device at a layer of the ultrasound message having a known time delay to a physical layer of the ultrasound message for reducing timing uncertainty. In
30 other such embodiments, an absolute time of the first device and the second device are

substantially synchronized; and receiving the ultrasound message comprises initiating listening, by the processor of the second device, for ultrasound messages during predetermined time slots. In other such embodiments, receiving the ultrasound message comprises receiving at least one previous ultrasound message; determining a transmission timing pattern based on the received at least one previous ultrasound message; determining, based on the determined transmission timing pattern, at least one time slot likely to contain the ultrasound message; and initiating listening, by the processor of the second device, for ultrasound message during the determined at least one time slot.

[0009] In some embodiments, the first device is an accessory and the second device is a mobile communication device; an absolute time of the first device and the second device are substantially synchronized; and the method further comprises determining and initiating storing, by a processor of the first device, a second timestamp associated with a time the ultrasound message is being transmitted by the first device; where the ultrasound message further comprises the second timestamp; where initiating unlocking comprises calculating, by the processor of the second device, an ultrasound message propagation time by subtracting the timestamp from the second timestamp; determining, by the processor of the second device, that the second device should be unlocked based at least in part on the calculated ultrasound message propagation time; and the method further comprises unlocking, by the processor of the second device, the second device.

[0010] In some embodiments, the first device is a mobile communication device and the second device is an accessory; an absolute time of the first device and the second device are substantially synchronized; and the method further comprises determining and initiating storing, by a processor of the first device, a second timestamp associated with a time the ultrasound message is being transmitted by the first device; where the ultrasound message further comprises the second timestamp; where initiating unlocking comprises calculating, by the processor of the second device, an ultrasound message propagation time by subtracting the timestamp from the second timestamp; determining, by the processor of the second device, that the first device should be unlocked based at least in part on the calculated ultrasound message propagation time; and the method further comprises initiating, by the processor of the second device, a traditional communication channel with

the first device; transmitting, by the second device to the first device, a request message including a request for the first device to unlock; and in response to receiving the transmission from the second device, unlocking, by the processor of the first device, the first device.

5 [0011] In some embodiments, the method also includes detecting, by a microphone of the first device, the ultrasound message transmitted by the transmitter of the first device; determining, by the processor of the first device, a time (T_b) that the ultrasound message was detected by the microphone of the first device; where initiating unlocking comprises transmitting, by a transmitter of the second device, an ultrasonic response message;

10 detecting, by the receiver of the second device, the ultrasonic response message; determining, by the processor of the second device, a time (T_c) that the ultrasound response message was detected by the microphone of the second device; detecting, by a receiver of the first device, the response message; determining, by the processor of the first device, a time (T_f) that the ultrasound response message was received by the receiver of the first

15 device; calculating, by the processor of the first device, an ultrasound message propagation time based at least in part on T_b , T_c , T_e and T_f ; determining, by the processor of the first device, that the first device should be unlocked based at least in part on the calculated ultrasound propagation time; and the method further comprises unlocking, by the processor of the first device, the first device.

20 [0012] In some such embodiments, calculating the ultrasound message propagation time comprises calculating $((T_f - T_b) - (T_e - T_c)) / 2$.

[0013] In some embodiments, determining that the first device should be unlocked comprises comparing the calculated ultrasound message propagation time to a predetermined time threshold; and based on the comparison, determining that the calculated

25 ultrasound message propagation time is less than the predetermined threshold.

[0014] In some embodiments, determining that the first device should be unlocked comprises calculating a distance by multiplying the ultrasound message propagation time by a constant representing the speed of sound; comparing the calculated distance to a predetermined distance threshold; and based on the comparison, determining that the

30 calculated distance is less than the predetermined threshold.

[0015] According to embodiments of the invention, a system for automatically unlocking a user device based on proximity to a previously paired accessory includes a mobile communication device having a memory, a processor and a module stored in the memory, executable by the processor, and configured to initiate transmission, by a transmitter of the mobile communication device, an ultrasound message comprising a personal code exchanged between the mobile communication device and a mobile communication device accessory in a previous pairing between the mobile communication device and the mobile communication device accessory. The system also includes a mobile communication device accessory having a memory, a processor and a module stored in the memory, executable by the processor and configured to receive the ultrasound message; determine and initiate storing a timestamp associated with a time the ultrasound message was received by the mobile communication device accessory; determine the personal code; authenticate the personal code determined from the ultrasound message; and in response to authenticating the personal code, and based at least in part on the timestamp, initiating unlocking the mobile communication device.

[0016] In some embodiments, initiating unlocking comprises initiating transmission of a response message comprising a delta time representing an amount of time elapsed between the timestamp and transmission of the response message; where the mobile communication device module is further configured to receive the response message; calculate an ultrasound message propagation time by subtracting the delta time from a total time elapsed since transmission of the ultrasound message by the transmitter of the first device; determine that the first device should be unlocked based at least in part on the calculated ultrasound message propagation time; and unlock the first device.

[0017] According to embodiments of the invention, a computer program product includes a non-transitory computer-readable medium comprising a set of codes for causing a computer to receive, by a second device, an ultrasound message transmitted by a first device, the ultrasound message comprising a personal code exchanged between the first device and a second device in a previous pairing between the first device and the second device; determine and initiate storing, by the second device, a timestamp associated with a time (T_c) the ultrasound message was received by the second device; determine, by the

second device, the personal code; authenticate, by the second device, the personal code determined from the ultrasound message; and in response to authenticating the personal code, and based at least in part on the timestamp, initiating unlocking, by the second device, at least one of the first device or the second device.

5 [0018] In some embodiments, initiating unlocking comprises initiating transmission of a response message comprising a delta time representing an amount of time elapsed between the timestamp and transmission of the response message; whereby the first device receives the response message; calculates an ultrasound message propagation time by subtracting the delta time from a total time elapsed since transmission of the ultrasound
10 message by the transmitter of the first device; determines that the first device should be unlocked based at least in part on the calculated ultrasound message propagation time; and unlocks the first device.

BRIEF DESCRIPTION OF THE DRAWINGS

15 [0019] Having thus described embodiments of the invention in general terms, reference will now be made to the accompanying drawings, where:

[0020] Figure 1 is a diagram illustrating communication between a user device and an accessory according to embodiments of the invention;

[0021] Figure 2 is a network environment **200** illustrated in accordance with
20 embodiments of the invention;

[0022] Figure 3 illustrates a flowchart of a method **300** for automatically unlocking a user device based on proximity to a previously paired accessory according to embodiments of the invention;

[0023] Figure 4 illustrates a flowchart of a method **400** for automatically unlocking a
25 user device based on proximity to a previously paired accessory according to embodiments of the invention;

[0024] Figure 5 illustrates a flowchart of a method **500** for automatically unlocking a user device based on proximity to a previously paired accessory according to embodiments of the invention;

[0025] Figure 6 is a diagram illustrating propagation of the ultrasonic messages according to embodiments of the invention; and

[0026] Figure 7 is a diagram illustrating propagation of the ultrasonic messages according to embodiments of the invention.

5

DETAILED DESCRIPTION OF EMBODIMENTS OF THE INVENTION

[0027] Embodiments of the present invention now may be described more fully hereinafter with reference to the accompanying drawings, in which some, but not all, embodiments of the invention are shown. Indeed, the invention may be embodied in many
10 different forms and should not be construed as limited to the embodiments set forth herein; rather, these embodiments are provided so that this disclosure may satisfy applicable legal requirements. Like numbers refer to like elements throughout.

[0028] A device may be locked in order to prevent usage by an unauthorized person or to avoid accidental user interface input, such as accidental touchscreen input occurring
15 while the device is in a user's pocket. Embodiments of the invention are directed to automatically unlocking a user device based on proximity to a previously paired accessory. Embodiments include transmitting, by a transmitter of the first device, an ultrasound message comprising a personal code exchanged between the first device and a second device in a previous pairing between the first device and the second device; receiving, by a receiver
20 of the second device, the ultrasound message; determining and initiating storing, by a processor of the second device, a timestamp associated with a time the ultrasound message was received by the second device; determining, by the processor of the second device, the personal code; authenticating, by the processor of the second device, the personal code determined from the ultrasound message; and based at least in part on the timestamp,
25 initiating unlocking, by the processor of the second device, at least one of the first device or the second device. In some cases, embodiments of the invention include a simple device unlocking mechanism such as a user's swipe of a touchscreen and the proximity unlocking features discussed herein limit the need for more complex user interface interaction such as entry of a PIN code or otherwise.

[0029] Referring now to Figure 1, a diagram illustrates a diagram illustrating communication between a user device and an accessory according to embodiments of the invention;

[0030] Referring now to Figure 2, a network environment **200** is illustrated in accordance with one embodiment of the present invention. As illustrated in Figure 2, the network system **208** is operatively coupled, via a network **201** to the user equipment **204** and/or **206**. In this configuration, the network system **208** may send information to and receive information from the user equipment devices **204** and/or **206**. Figure 2 illustrates only one example of an embodiment of a network environment **200**, and it will be appreciated that in other embodiments one or more of the systems, devices, or servers may be combined into a single system, device, or server, or be made up of multiple systems, devices, or servers.

[0031] The network **201** may be a global area network (GAN), such as the Internet, a wide area network (WAN), a local area network (LAN), a telecommunication network or any other type of network or combination of networks. The network **201** may provide for wireline, wireless, or a combination wireline and wireless communication between devices on the network **201**. In some embodiments, the user **202** is an individual who maintains cellular products with one or more providers.

[0032] As illustrated in Figure 2, the network system **208** generally comprises a communication device **246**, a processing device **248**, and a memory device **250**. As used herein, the term “processing device” generally includes circuitry used for implementing the communication and/or logic functions of the particular system. For example, a processing device may include a digital signal processor device, a microprocessor device, and various analog-to-digital converters, digital-to-analog converters, and other support circuits and/or combinations of the foregoing. Control and signal processing functions of the system are allocated between these processing devices according to their respective capabilities. The processing device may include functionality to operate one or more software programs based on computer-readable instructions thereof, which may be stored in a memory device.

[0033] The processing device **248** is operatively coupled to the communication device **246** and the memory device **250**. The processing device **248** uses the communication

device **246** to communicate with the network **201** and other devices on the network **201**. As such, the communication device **246** generally comprises a modem, server, or other device for communicating with other devices on the network **201**.

[0034] As further illustrated in Figure 2, the network system **208** comprises
5 computer-readable instructions **254** stored in the memory device **250**, which in one embodiment includes the computer-readable instructions **254** of an application **258**. In some embodiments, the memory device **250** includes data storage **252** for storing data related to and/or used by the application **258**.

[0035] As illustrated in Figure 2, the user equipment **206** (*e.g.*, wearable accessory)
10 generally comprises a communication device **236**, a processing device **238**, and a memory device **240**. The processing device **238** is operatively coupled to the communication device **236** and the memory device **240**. In some embodiments, the processing device **238** may send or receive data from the user equipment **204**, and/or the network system **208** via the communication device **236** over a network **201**. As such, the communication device **236**
15 generally comprises a modem, server, or other device for communicating with other devices on the network **201**.

[0036] As further illustrated in Figure 2, the user equipment **206** comprises
computer-readable instructions **242** stored in the memory device **240**, which in one embodiment includes the computer-readable instructions **242** of an application **244**. In the
20 embodiment illustrated in Figure 2, the application **244** allows the user equipment **206** to be linked to the network system **208** to communicate, via a network **201**. The application **244** may also allow the user equipment **206** to connect directly (*i.e.*, locally or device to device) with the user equipment **204**. User equipment **204** (*e.g.*, a mobile communication device) may include one or more components similar to those described with reference to user
25 equipment **206**.

[0037] It is understood that the servers, systems, and devices described herein illustrate one embodiment of the invention. It is further understood that one or more of the servers, systems, and devices can be combined in other embodiments and still function in the same or similar way as the embodiments described herein.

[0038] Referring now to Figure 3, a flowchart illustrates a method **300** for automatically unlocking a user device based on proximity to a previously paired accessory. The first step of method **300**, as represented by block **310**, is transmitting, by a transmitter of a first device, an ultrasound message comprising a personal code exchanged between the first device and a second device in a previous pairing between the devices.

[0039] The next step, represented by block **320**, is receiving, by a receiver (*e.g.*, a microphone) of the second device, the ultrasound message. The next steps, as represented by block **330**, are determining and initiating storing, by a processor of the second device, a timestamp associated with a time (T_c) the ultrasound message was received by the second device. Then, as represented by block **340**, the method determines, by the processor of the second device, the personal code and authenticates, by the processor of the second device, the personal code determined from the ultrasound message, as represented by block **350**. In response to authenticating the personal code, and based at least in part on the timestamp, the final step of method **300** is initiating unlocking, by the processor of the second device, at least one of the first device or the second device, as represented by block **360**.

[0040] In some embodiments, the first device is a mobile communication device and the second device is a wearable (or non-wearable in some cases) mobile communication device accessory and unlocking comprises unlocking the mobile communication device. In various other embodiments, the first device is a wearable (or non-wearable in some cases) mobile communication device accessory the second device is a mobile communication device and unlocking comprises unlocking the mobile communication device. In some embodiments, the personal code comprises a pseudo-random sequence, and in other embodiments, the personal code is some other code known by both the first and second devices.

[0041] Referring now to Figure 4, a flowchart illustrates a method **400** for automatically unlocking a user device based on proximity to a previously paired accessory according to embodiments of the invention. In some embodiments, initiating unlocking comprises transmitting, by a transmitter of the second device, a response message comprising a delta time representing an amount of time elapsed between the timestamp and transmission of the response message, as represented by block **410**. Next, as represented by

block **420**, the method includes receiving, by a receiver of the first device, the response message. Next, the method includes calculating, by a processor of the first device, an ultrasound message propagation time by subtracting the delta time from a total time elapsed since transmission of the ultrasound message by the transmitter of the first device, as
5 represented by block **430**. Then, the method determines, by the processor of the first device, that the first device should be unlocked based at least in part on the calculated ultrasound message propagation time, as represented by block **440**. Finally, the method includes unlocking, by the processor of the first device, the first device, as represented by block **450**.

[0042] In some such embodiments, determining that the first device should be
10 unlocked comprises comparing the calculated ultrasound message propagation time to a predetermined time threshold; and based on the comparison, determining that the calculated ultrasound message propagation time is less than the predetermined threshold. In other such embodiments, determining that the first device should be unlocked comprises calculating a distance by multiplying the ultrasound message propagation time by a constant representing
15 the speed of sound; comparing the calculated distance to a predetermined distance threshold; and based on the comparison, determining that the calculated distance is less than the predetermined threshold. In other such embodiments, determining the timestamp comprises reading an internal clock of the second device proximate a physical layer of the ultrasound message for reducing timing uncertainty.

[0043] In some other embodiments, determining the timestamp comprises reading an
20 internal clock of the second device at a layer of the ultrasound message having a known time delay to a physical layer of the ultrasound message for reducing timing uncertainty. In other such embodiments, an absolute time of the first device and the second device are substantially synchronized; and receiving the ultrasound message comprises initiating
25 listening, by the processor of the second device, for ultrasound messages during predetermined time slots. In other such embodiments, receiving the ultrasound message comprises receiving at least one previous ultrasound message; determining a transmission timing pattern based on the received at least one previous ultrasound message; determining, based on the determined transmission timing pattern, at least one time slot likely to contain

the ultrasound message; and initiating listening, by the processor of the second device, for ultrasound message during the determined at least one time slot.

[0044] In some embodiments, the first device is an accessory and the second device is a mobile communication device; an absolute time of the first device and the second device are substantially synchronized; and the method further comprises determining and initiating storing, by a processor of the first device, a second timestamp associated with a time the ultrasound message is being transmitted by the first device; where the ultrasound message further comprises the second timestamp; where initiating unlocking comprises calculating, by the processor of the second device, an ultrasound message propagation time by subtracting the timestamp from the second timestamp; determining, by the processor of the second device, that the second device should be unlocked based at least in part on the calculated ultrasound message propagation time; and the method further comprises unlocking, by the processor of the second device, the second device.

[0045] In some embodiments, the first device is a mobile communication device and the second device is an accessory; an absolute time of the first device and the second device are substantially synchronized; and the method further comprises determining and initiating storing, by a processor of the first device, a second timestamp associated with a time the ultrasound message is being transmitted by the first device; where the ultrasound message further comprises the second timestamp; where initiating unlocking comprises calculating, by the processor of the second device, an ultrasound message propagation time by subtracting the timestamp from the second timestamp; determining, by the processor of the second device, that the first device should be unlocked based at least in part on the calculated ultrasound message propagation time; and the method further comprises initiating, by the processor of the second device, a traditional communication channel with the first device; transmitting, by the second device to the first device, a request message including a request for the first device to unlock; and in response to receiving the transmission from the second device, unlocking, by the processor of the first device, the first device.

[0046] In some embodiments where the absolute time of the first device and second device are synchronized, the invention consists of, in its simplest form (or includes in more

complex forms) determining whether a correct message has been received by one of the devices within a specified time slot. In the case where no correct message has been received, it is determined that the signal is either too weak or outside the specified time slot (e.g., it is late). In either of these cases, the receiving device should remain locked as the distance between the first and second devices is too large. Calculating the time of a correctly received message is not necessarily required, but rather, the receiving device need only determine whether the correct message was received within the specified time slot. The transmitting device does not necessarily transmit a timestamp indicating the time at which the ultrasound message is sent. Rather, the transmitting device and the receiving device may be synchronized and the transmitting device may, at a predetermined time such as at the beginning of each second, transmit the ultrasound message. If the receiving device receives a correct ultrasound message (i.e., one recognized by the receiving device or including a previously exchanged code) within a predetermined time period, such as the window from the beginning of a second through six (6) milliseconds after the beginning of the second, then the receiving device may unlock.

[0047] Referring now to Figure 5, a flowchart illustrates a method 400 for automatically unlocking a user device based on proximity to a previously paired accessory according to embodiments of the invention. The first step, represented by block **510**, is detecting, by a microphone of the first device, the ultrasound message transmitted by the transmitter of the first device. Then, represented by block **520**, is determining, by the processor of the first device, a time (T_b) that the ultrasound message was detected by the microphone of the first device, where initiating unlocking comprises transmitting, by a transmitter of the second device, an ultrasonic response message, as represented by block **530**. Next, represented by block **540**, the method detects, by the receiver of the second device, the ultrasonic response message. Then, the method determines, by the processor of the second device, a time (T_e) that the ultrasound response message was detected by the microphone of the second device, as represented by block **550**. Next, the method detects, as represented by block **560**, by a receiver of the first device, the response message. Then, the method determines, by the processor of the first device, a time (T_f) that the ultrasound response message was received by the receiver of the first device, as represented by block

570 and calculates, by the processor of the first device, an ultrasound message propagation time based at least in part on T_b , T_c , T_e and T_f . In some embodiments, the method then determines, by the processor of the first device, that the first device should be unlocked based at least in part on the calculated ultrasound propagation time and unlocks, by the processor of the first device, the first device.

[0048] In some such embodiments, calculating the ultrasound message propagation time comprises calculating $((T_f - T_b) - (T_e - T_c)) / 2$. In some embodiments, determining that the first device should be unlocked comprises comparing the calculated ultrasound message propagation time to a predetermined time threshold; and based on the comparison, determining that the calculated ultrasound message propagation time is less than the predetermined threshold. In some embodiments, determining that the first device should be unlocked comprises calculating a distance by multiplying the ultrasound message propagation time by a constant representing the speed of sound; comparing the calculated distance to a predetermined distance threshold; and based on the comparison, determining that the calculated distance is less than the predetermined threshold.

[0049] Referring now to Figure 6, a diagram illustrates propagation of the ultrasound messages according to embodiments of the invention. The example of Figure 6 is a code-division multiple access (CDMA) system. Payload information may be communicated by such a system, but “Code 1” and “Code 2” merely enable transmitting and receiving devices to communicate. This CDMA system could utilize encryption techniques in conjunction with the ultrasound propagation embodiments described herein in order to measure distance and unlock devices.

[0050] Referring now to Figure 7, a diagram illustrates times T_a , T_b , T_c , T_d , T_e , and T_f and propagation of the ultrasound message from Terminal A (*i.e.*, the first device) to Terminal B (*i.e.*, the second device) and propagation of the response message from Terminal B to Terminal A.

[0051] Although many embodiments of the present invention have just been described above, the present invention may be embodied in many different forms and should not be construed as limited to the embodiments set forth herein; rather, these embodiments are provided so that this disclosure will satisfy applicable legal requirements. Also, it will

be understood that, where possible, any of the advantages, features, functions, devices, and/or operational aspects of any of the embodiments of the present invention described and/or contemplated herein may be included in any of the other embodiments of the present invention described and/or contemplated herein, and/or vice versa. In addition, where
5 possible, any terms expressed in the singular form herein are meant to also include the plural form and/or vice versa, unless explicitly stated otherwise. As used herein, “at least one” shall mean “one or more” and these phrases are intended to be interchangeable. Accordingly, the terms “a” and/or “an” shall mean “at least one” or “one or more,” even though the phrase “one or more” or “at least one” is also used herein. Like numbers refer to
10 like elements throughout.

[0052] As will be appreciated by one of ordinary skill in the art in view of this disclosure, the present invention may include and/or be embodied as an apparatus (including, for example, a system, machine, device, computer program product, and/or the like), as a method (including, for example, a business method, computer-implemented
15 process, and/or the like), or as any combination of the foregoing. Accordingly, embodiments of the present invention may take the form of an entirely business method embodiment, an entirely software embodiment (including firmware, resident software, micro-code, stored procedures in a database, etc.), an entirely hardware embodiment, or an embodiment combining business method, software, and hardware aspects that may generally
20 be referred to herein as a “system.” Furthermore, embodiments of the present invention may take the form of a computer program product that includes a computer-readable storage medium having one or more computer-executable program code portions stored therein. As used herein, a processor, which may include one or more processors, may be “configured to” perform a certain function in a variety of ways, including, for example, by having one or
25 more general-purpose circuits perform the function by executing one or more computer-executable program code portions embodied in a computer-readable medium, and/or by having one or more application-specific circuits perform the function.

[0053] It will be understood that any suitable computer-readable medium may be utilized. The computer-readable medium may include, but is not limited to, a non-transitory
30 computer-readable medium, such as a tangible electronic, magnetic, optical,

electromagnetic, infrared, and/or semiconductor system, device, and/or other apparatus. For example, in some embodiments, the non-transitory computer-readable medium includes a tangible medium such as a portable computer diskette, a hard disk, a random access memory (RAM), a read-only memory (ROM), an erasable programmable read-only memory (EPROM or Flash memory), a compact disc read-only memory (CD-ROM), and/or some other tangible optical and/or magnetic storage device. In other embodiments of the present invention, however, the computer-readable medium may be transitory, such as, for example, a propagation signal including computer-executable program code portions embodied therein.

10 [0054] One or more computer-executable program code portions for carrying out operations of the present invention may include object-oriented, scripted, and/or unscripted programming languages, such as, for example, Java, Perl, Smalltalk, C++, SAS, SQL, Python, Objective C, JavaScript, and/or the like. In some embodiments, the one or more computer-executable program code portions for carrying out operations of embodiments of the present invention are written in conventional procedural programming languages, such as the "C" programming languages and/or similar programming languages. The computer program code may alternatively or additionally be written in one or more multi-paradigm programming languages, such as, for example, F#.

[0055] Some embodiments of the present invention are described herein with reference to flowchart illustrations and/or block diagrams of apparatus and/or methods. It will be understood that each block included in the flowchart illustrations and/or block diagrams, and/or combinations of blocks included in the flowchart illustrations and/or block diagrams, may be implemented by one or more computer-executable program code portions. These one or more computer-executable program code portions may be provided to a processor of a general purpose computer, special purpose computer, and/or some other programmable data processing apparatus in order to produce a particular machine, such that the one or more computer-executable program code portions, which execute via the processor of the computer and/or other programmable data processing apparatus, create mechanisms for implementing the steps and/or functions represented by the flowchart(s) and/or block diagram block(s).

20
25
30

[0056] The one or more computer-executable program code portions may be stored in a transitory and/or non-transitory computer-readable medium (e.g., a memory, etc.) that can direct, instruct, and/or cause a computer and/or other programmable data processing apparatus to function in a particular manner, such that the computer-executable program code portions stored in the computer-readable medium produce an article of manufacture including instruction mechanisms which implement the steps and/or functions specified in the flowchart(s) and/or block diagram block(s).

[0057] The one or more computer-executable program code portions may also be loaded onto a computer and/or other programmable data processing apparatus to cause a series of operational steps to be performed on the computer and/or other programmable apparatus. In some embodiments, this produces a computer-implemented process such that the one or more computer-executable program code portions which execute on the computer and/or other programmable apparatus provide operational steps to implement the steps specified in the flowchart(s) and/or the functions specified in the block diagram block(s). Alternatively, computer-implemented steps may be combined with, and/or replaced with, operator- and/or human-implemented steps in order to carry out an embodiment of the present invention.

[0058] While certain exemplary embodiments have been described and shown in the accompanying drawings, it is to be understood that such embodiments are merely illustrative of and not restrictive on the broad invention, and that this invention not be limited to the specific constructions and arrangements shown and described, since various other changes, combinations, omissions, modifications and substitutions, in addition to those set forth in the above paragraphs, are possible. Those skilled in the art will appreciate that various adaptations, modifications, and combinations of the just described embodiments can be configured without departing from the scope and spirit of the invention. Therefore, it is to be understood that, within the scope of the appended claims, the invention may be practiced other than as specifically described herein.

CLAIMS

1. A method for automatically unlocking a user device based on proximity to a previously paired accessory, the method comprising:
 - transmitting, by a transmitter of a first device (204), an ultrasound message
 - 5 comprising a personal code exchanged between the first device (204) and a second device (206) in a previous pairing between the first device (204) and the second device (206);
 - receiving, by a receiver of the second device (206), the ultrasound message;
 - determining and initiating storing, by a processor (238) of the second device (206), a timestamp associated with a time T_c the ultrasound message was received by the second
 - 10 device (206);
 - determining, by the processor (238) of the second device (206), the personal code;
 - authenticating, by the processor (238) of the second device (206), the personal code determined from the ultrasound message; and
 - in response to authenticating the personal code, and based at least in part on the
 - 15 timestamp, initiating unlocking, by the processor (238) of the second device (206), at least one of the first device (204) or the second device (206).
2. The method of claim 1, wherein the personal code comprises a pseudo-random
- 20 sequence.
3. The method of claim 1 or claim 2, wherein initiating unlocking comprises:
 - transmitting, by a transmitter of the second device (206), a response message comprising a delta time representing an amount of time elapsed between the timestamp and transmission of the response message; the method further comprising:
 - 25 receiving, by a receiver of the first device (204), the response message;
 - calculating, by a processor of the first device (204), an ultrasound message propagation time by subtracting the delta time from a total time elapsed since transmission of the ultrasound message by the transmitter of the first device (204);

determining, by the processor of the first device (204), that the first device (204) should be unlocked based at least in part on the calculated ultrasound message propagation time; and

unlocking, by the processor of the first device (204), the first device (204).

5

4. The method of claim 3, wherein determining that the first device (204) should be unlocked comprises:

comparing the calculated ultrasound message propagation time to a predetermined time threshold; and

10 based on the comparison, determining that the calculated ultrasound message propagation time is less than the predetermined threshold.

5. The method of claim 3 or claim 4, wherein determining that the first device should be unlocked comprises:

15 calculating a distance by multiplying the ultrasound message propagation time by a constant representing the speed of sound;

comparing the calculated distance to a predetermined distance threshold; and

based on the comparison, determining that the calculated distance is less than the predetermined threshold.

20

6. The method of any one of claims 3-5, wherein determining the timestamp comprises reading an internal clock of the second device (206) proximate a physical layer of the ultrasound message for reducing timing uncertainty.

25 7. The method of any one of claims 3-6, wherein determining the timestamp comprises reading an internal clock of the second device (206) at a layer of the ultrasound message having a known time delay to a physical layer of the ultrasound message for reducing timing uncertainty.

30 8. The method of any one of claims 3-7,

wherein an absolute time of the first device (204) and the second device (206) are substantially synchronized; and

wherein receiving the ultrasound message comprises initiating listening, by the processor (238) of the second device (206), for ultrasound messages during predetermined
5 time slots.

9. The method of any one of claims 3-8, wherein receiving the ultrasound message comprises:

receiving at least one previous ultrasound message;

10 determining a transmission timing pattern based on the received at least one previous ultrasound message;

determining, based on the determined transmission timing pattern, at least one time slot likely to contain the ultrasound message; and

15 initiating listening, by the processor of the second device, for ultrasound message during the determined at least one time slot.

10. The method of any one of claims 1-9, wherein the first device (204) is a mobile communication device and the second device (206) is a wearable mobile communication device accessory and wherein unlocking comprises unlocking the mobile communication
20 device.

11. The method of any one of claims 1-9,

wherein the first device (204) is an accessory and the second device (206) is a mobile communication device;

25 wherein an absolute time of the first device (204) and the second device (206) are substantially synchronized; the method further comprising:

determining and initiating storing, by a processor of the first device (204), a second timestamp associated with a time the ultrasound message is being transmitted by the first device (204);

30 wherein the ultrasound message further comprises the second timestamp;

wherein initiating unlocking comprises:

calculating, by the processor (238) of the second device (206), an ultrasound message propagation time by subtracting the timestamp from the second timestamp;

determining, by the processor (238) of the second device (206), that the second device (206) should be unlocked based at least in part on the calculated ultrasound message propagation time; and the method further comprising:

unlocking, by the processor (238) of the second device (206), the second device (206).

10 12. The method of any one of claims 1-10,

wherein the first device (204) is a mobile communication device and the second device (206) is an accessory;

wherein an absolute time of the first device (204) and the second device (206) are substantially synchronized; the method further comprising:

15 determining and initiating storing, by a processor of the first device (204), a second timestamp associated with a time the ultrasound message is being transmitted by the first device (204);

wherein the ultrasound message further comprises the second timestamp;

wherein initiating unlocking comprises:

20 calculating, by the processor (238) of the second device (206), an ultrasound message propagation time by subtracting the timestamp from the second timestamp;

determining, by the processor (238) of the second device (206), that the first device (204) should be unlocked based at least in part on the calculated ultrasound message propagation time; and the method further comprising:

25 initiating, by the processor (238) of the second device (206), a traditional communication channel with the first device (204);

transmitting, by the second device (206) to the first device (204), a request message including a request for the first device (204) to unlock; and

30 in response to receiving the transmission from the second device (206), unlocking, by the processor of the first device (204), the first device (204).

13. The method of any one of claims 1-13, further comprising:
detecting, by a microphone of the first device (204), the ultrasound message transmitted by the transmitter of the first device (204);
5 determining, by a processor of the first device (204), a time T_b that the ultrasound message was detected by the microphone of the first device (204);
wherein initiating unlocking comprises:
transmitting, by a transmitter of the second device (206), an ultrasonic response message;
10 detecting, by the receiver of the second device (206), the ultrasonic response message;
determining, by the processor (238) of the second device (206), a time T_e that the ultrasound response message was detected by the microphone of the second device (206);
15 detecting, by a receiver of the first device (204), the response message;
determining, by the processor of the first device (204), a time T_f that the ultrasound response message was received by the receiver of the first device (204);
calculating, by the processor of the first device (204), an ultrasound message propagation time based at least in part on T_b , T_c , T_e and T_f ;
20 determining, by the processor of the first device (204), that the first device (204) should be unlocked based at least in part on the calculated ultrasound propagation time; and the method further comprising:
unlocking, by the processor of the first device (204), the first device (204).
- 25 14. The method of claim 13, wherein calculating the ultrasound message propagation time comprises calculating $((T_f - T_b) - (T_e - T_c)) / 2$.
15. The method of claim 13 or claim 14, wherein determining that the first device (204) should be unlocked comprises:

comparing the calculated ultrasound message propagation time to a predetermined time threshold; and

based on the comparison, determining that the calculated ultrasound message propagation time is less than the predetermined threshold.

5

16. The method of any one of claims 13-15, wherein determining that the first device (204) should be unlocked comprises:

calculating a distance by multiplying the ultrasound message propagation time by a constant representing the speed of sound;

10 comparing the calculated distance to a predetermined distance threshold; and

based on the comparison, determining that the calculated distance is less than the predetermined threshold.

17. A system (208) for automatically unlocking a user device based on proximity to a previously paired accessory, the system comprising:

15 a mobile communication device (204) having a memory, a processor and a module stored in the memory, executable by the processor, and configured to:

initiate transmission, by a transmitter of the mobile communication device (204), an ultrasound message comprising a personal code exchanged between the mobile communication device (204) and a mobile communication device accessory (206) in a previous pairing between the mobile communication device (204) and the mobile communication device accessory (206);

20 the mobile communication device accessory (206) having a memory (240), a processor (238) and a module (242) stored in the memory (240), executable by the processor (238) and configured to:

25 receive the ultrasound message;

determine and initiate storing a timestamp associated with a time the ultrasound message was received by the mobile communication device accessory (206);

determine the personal code;

30 authenticate the personal code determined from the ultrasound message; and

in response to authenticating the personal code, and based at least in part on the timestamp, initiating unlocking the mobile communication device (204).

18. The system of claim 17, wherein initiating unlocking comprises:

5 initiating transmission of a response message comprising a delta time representing an amount of time elapsed between the timestamp and transmission of the response message;

wherein the mobile communication device module (242) is further configured to:

10 receive the response message;

calculate an ultrasound message propagation time by subtracting the delta time from a total time elapsed since transmission of the ultrasound message by the transmitter of the first device (204);

15 determine that the first device (204) should be unlocked based at least in part on the calculated ultrasound message propagation time; and

unlock the first device (204).

19. A computer program product for automatically unlocking a user device based on proximity to a previously paired accessory, the computer program product comprising:

20 a non-transitory computer-readable medium (241) comprising a set of codes (242) for causing a computer to:

25 receive, by a second device (206), an ultrasound message transmitted by a first device (204), the ultrasound message comprising a personal code exchanged between the first device (204) and a second device (206) in a previous pairing between the first device (204) and the second device (206);

determine and initiate storing, by the second device (206), a timestamp associated with a time the ultrasound message was received by the second device (206);

determine, by the second device (206), the personal code;

30 authenticate, by the second device (206), the personal code determined from the ultrasound message; and

in response to authenticating the personal code, and based at least in part on the timestamp, initiating unlocking, by the second device (206), at least one of the first device (204) or the second device (206).

5 20. The computer program product of claim 19, wherein initiating unlocking comprises:
initiating transmission of a response message comprising a delta time
representing an amount of time elapsed between the timestamp and transmission of
the response message;

10 whereby the first device (204) receives the response message; calculates an
ultrasound message propagation time by subtracting the delta time from a total time
elapsed since transmission of the ultrasound message by the transmitter of the first
device (204); determines that the first device (204) should be unlocked based at least
in part on the calculated ultrasound message propagation time; and unlocks the first
device (204).

15

21. The computer program product of claim 19, wherein the set of codes (242) is
provided for causing the computer to perform the method of any one of claims 1-16.

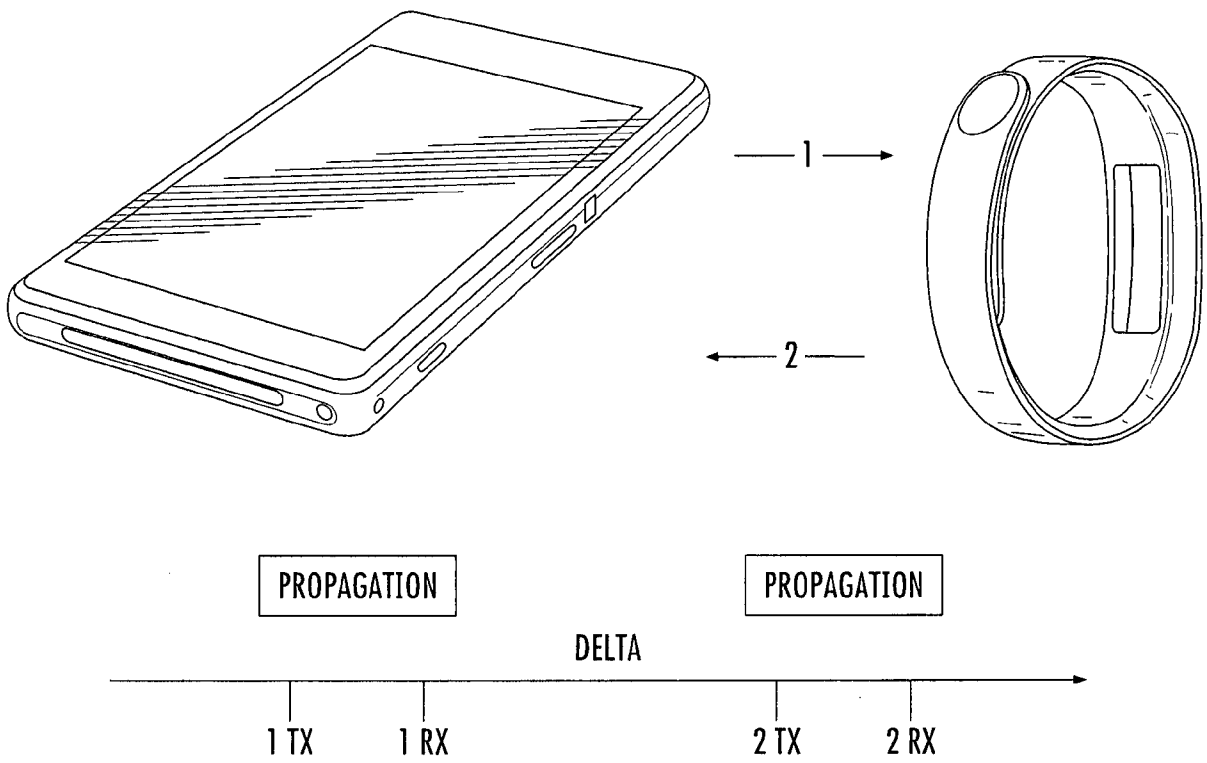


FIG. 1

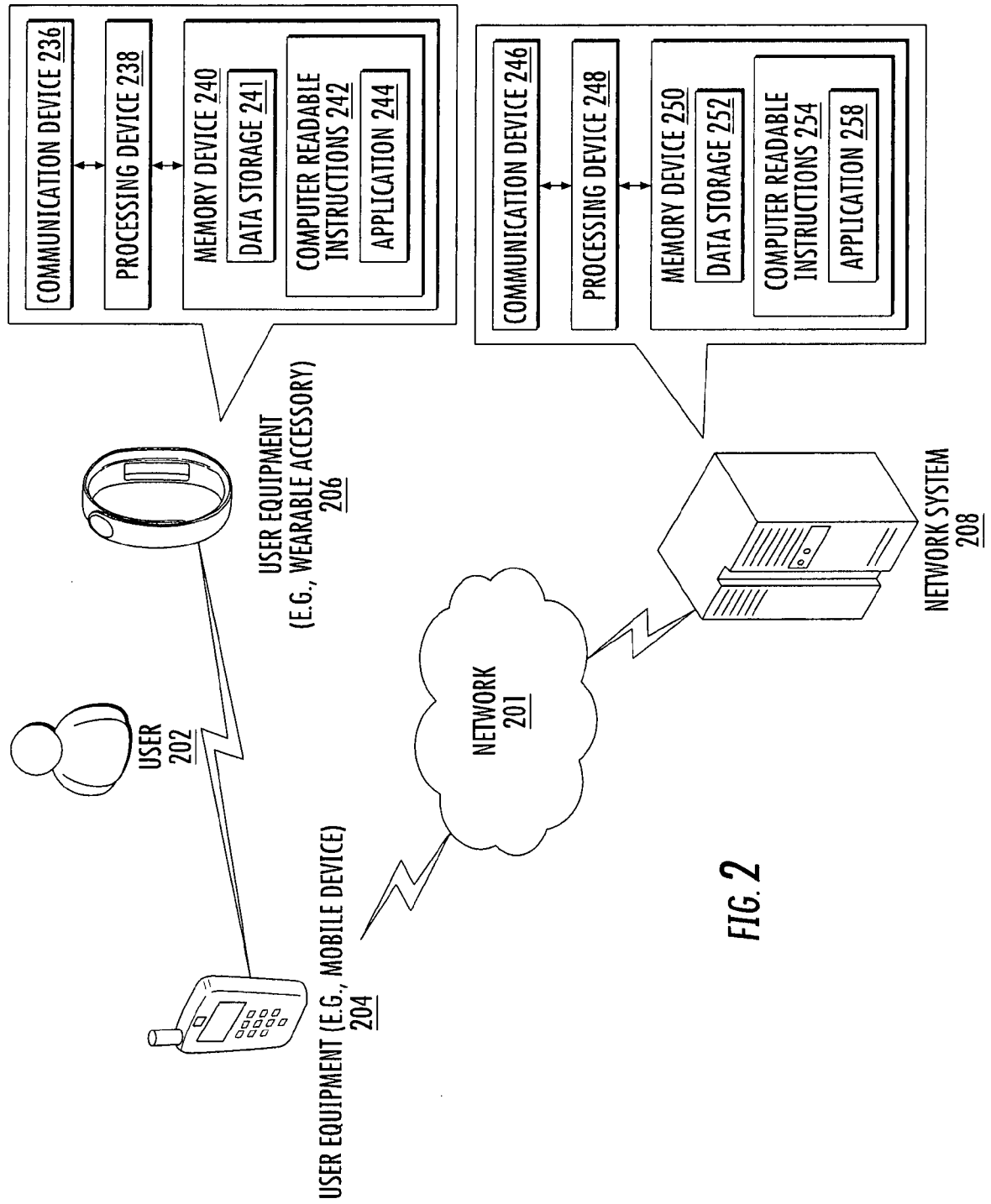


FIG. 2

200

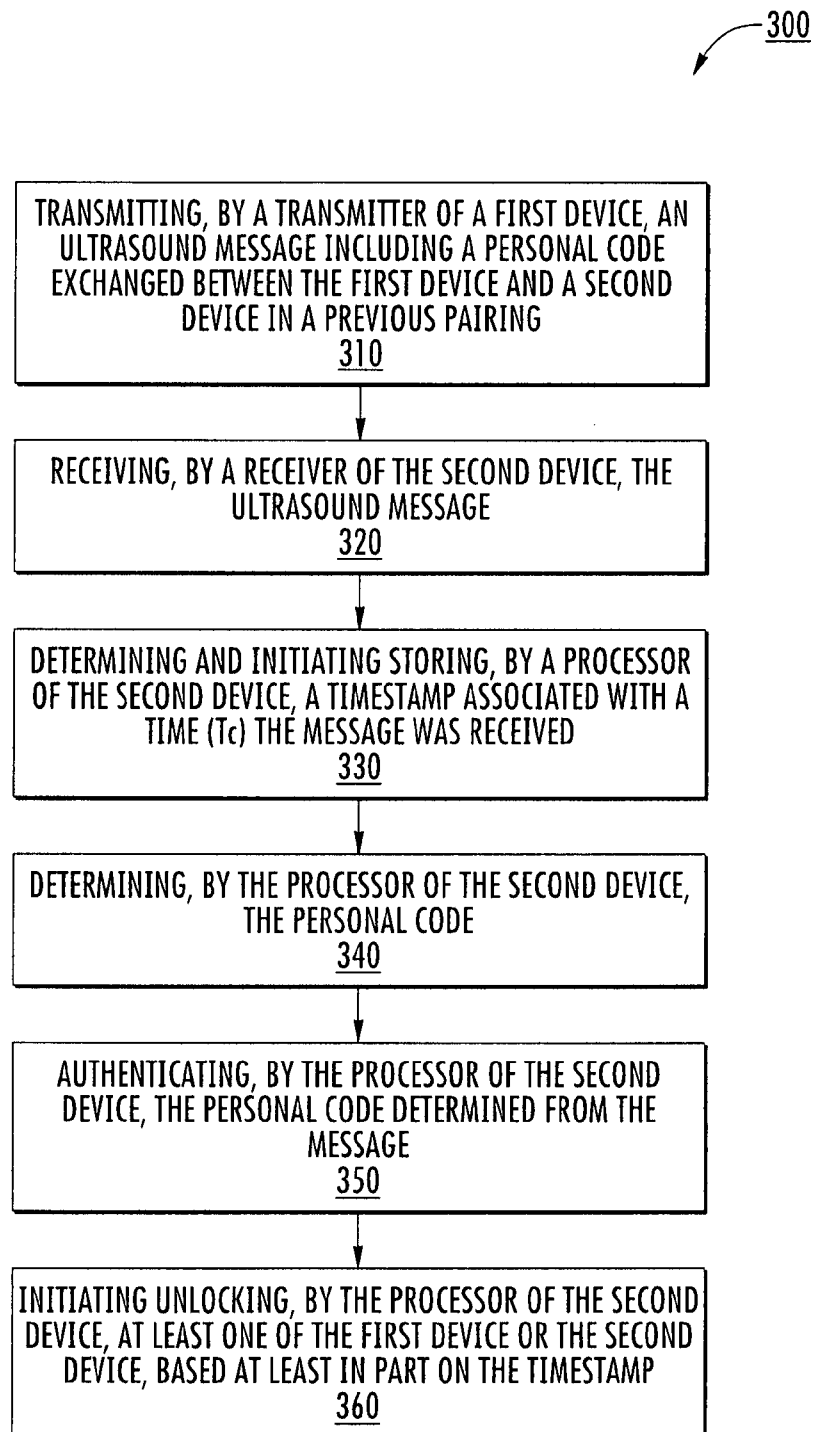


FIG. 3

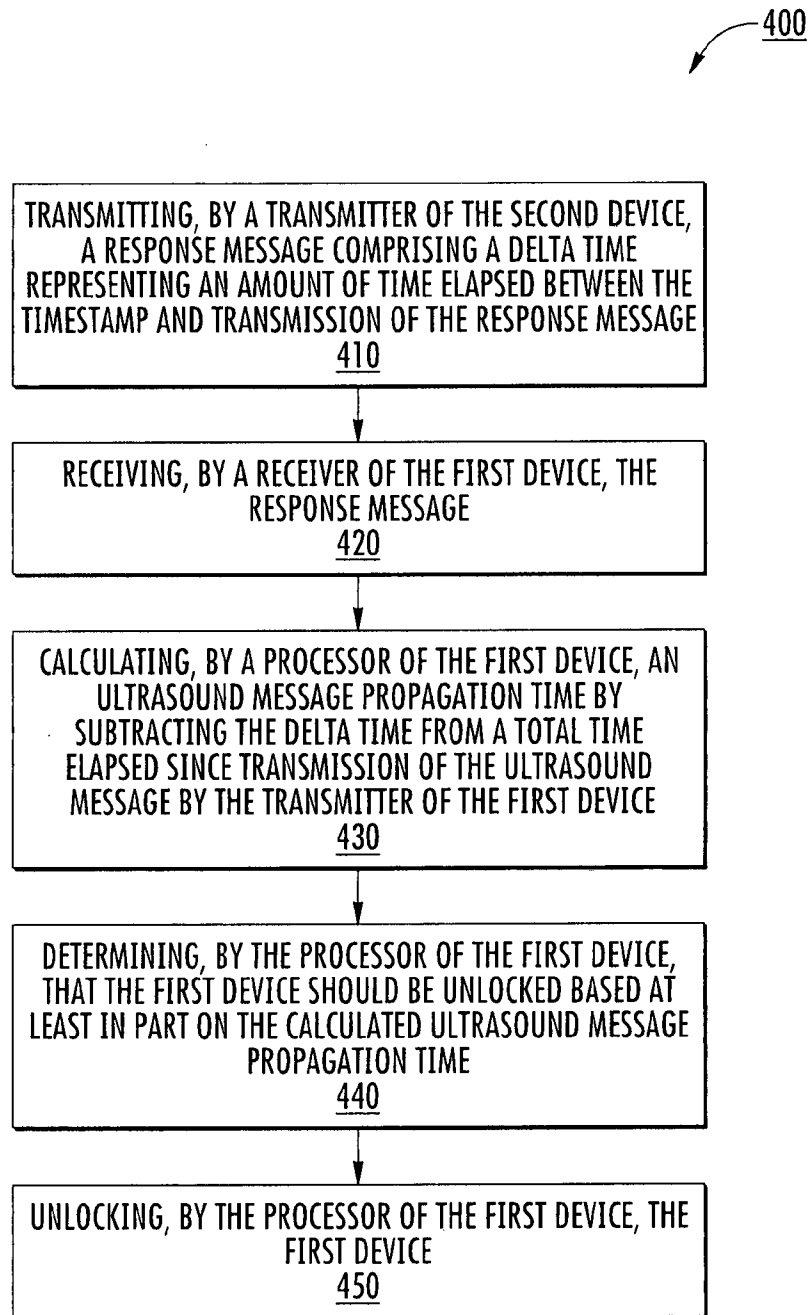


FIG. 4

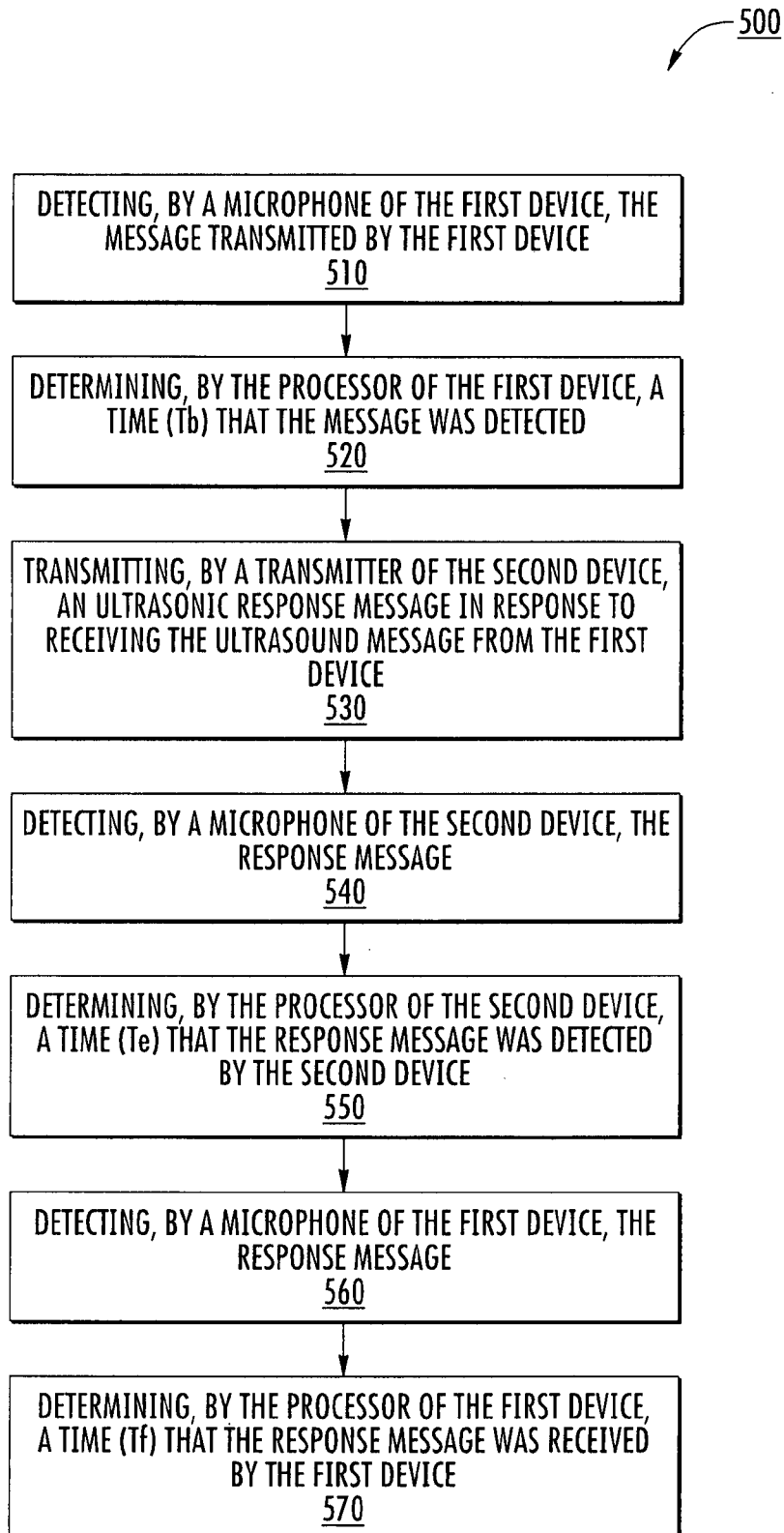


FIG. 5

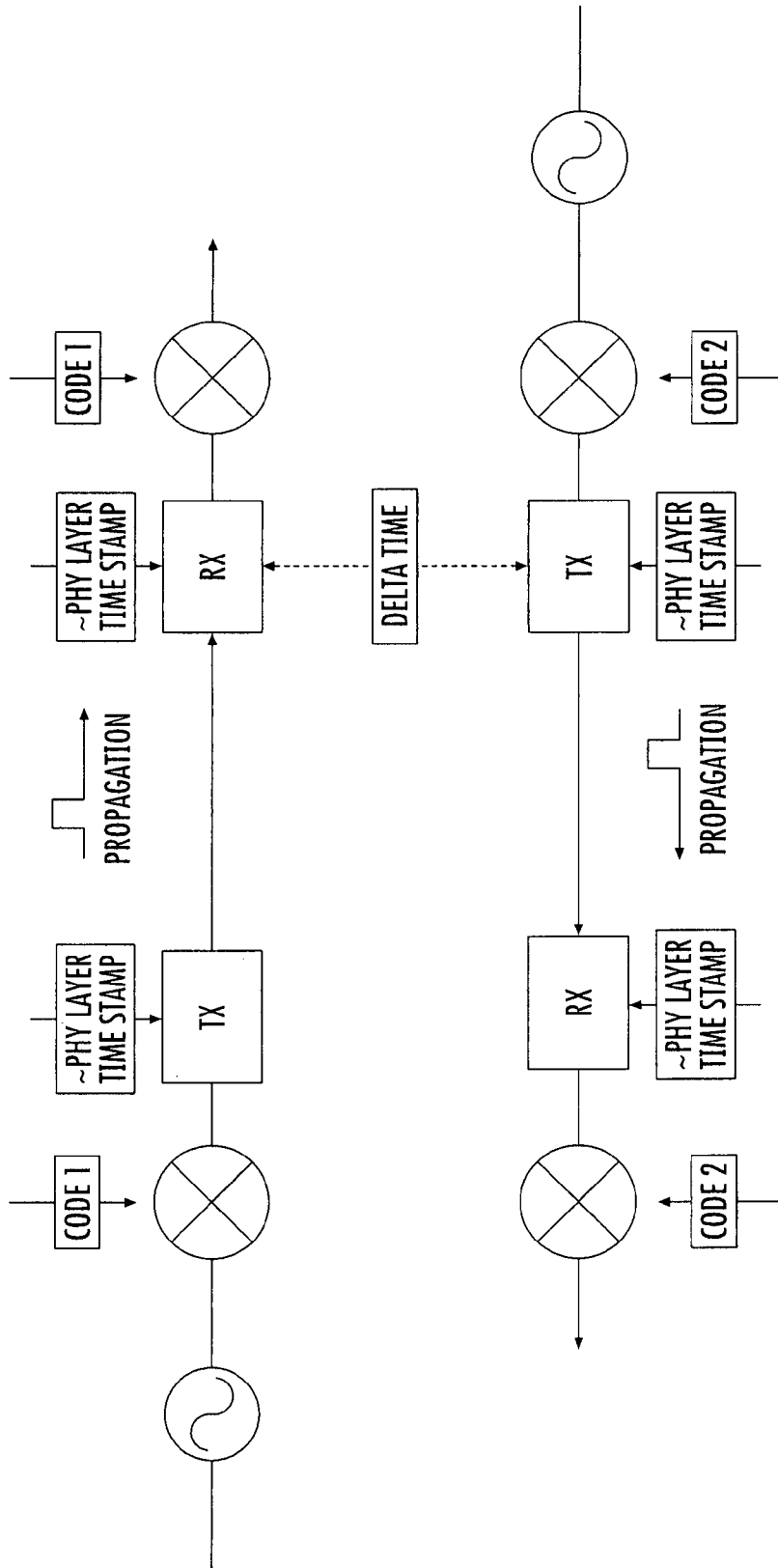
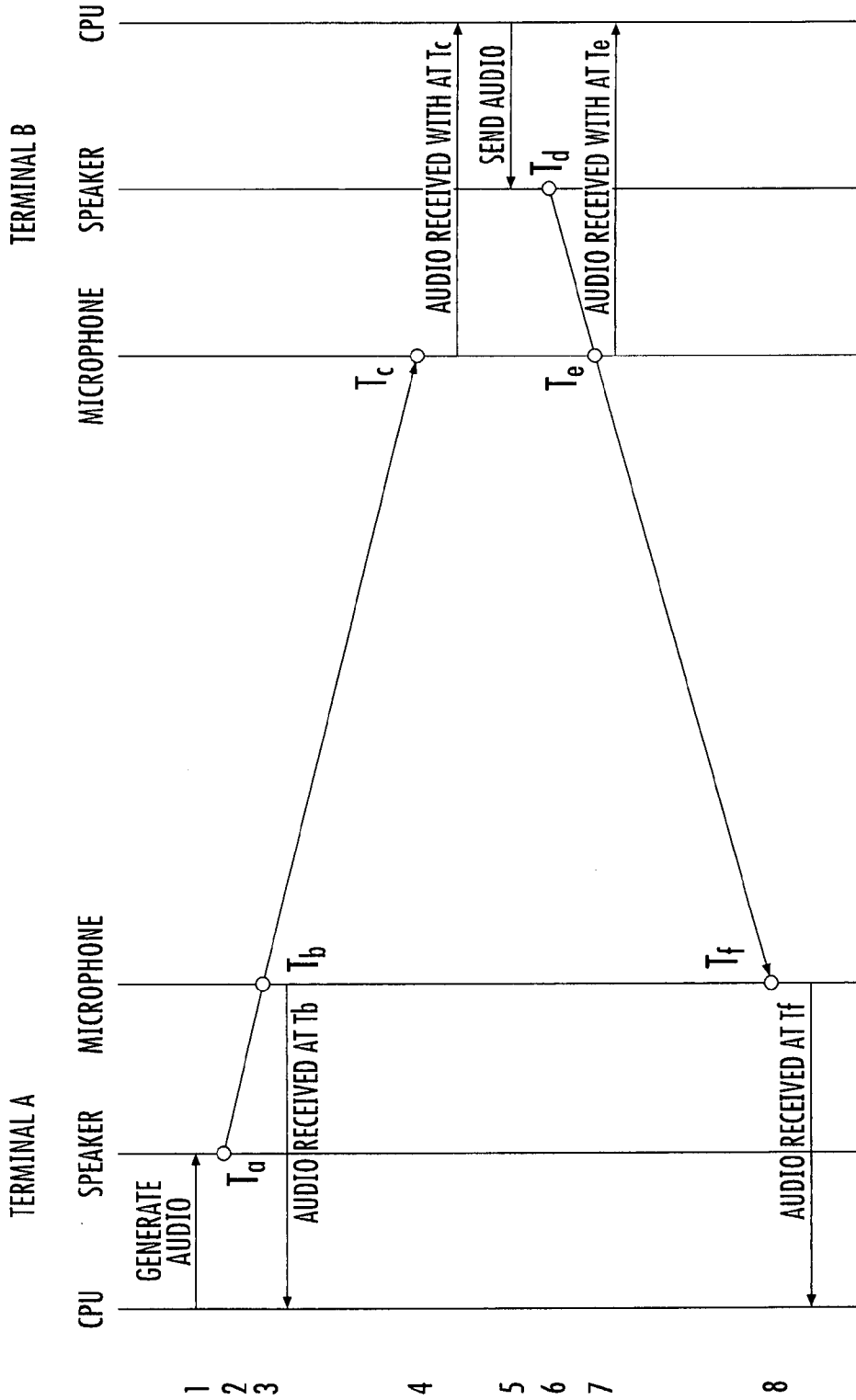


FIG. 6



$$T_f - T_b = (T_c - T_b) + (T_e - T_c) + (T_f - T_e)$$

$$(T_f - T_e) = (T_c - T_b), \text{ HENCE}$$

$$T_f - T_b = 2(T_c - T_b) + (T_e - T_c)$$

$$(T_c - T_b) = ((T_f - T_b) - (T_e - T_c)) / 2$$

$$\text{DISTANCE} = ((T_f - T_b) - (T_e - T_c)) / 2 * \text{SPEED OF SOUND}$$

9

FIG. 7

INTERNATIONAL SEARCH REPORT

International application No
PCT/EP2014/075121

A. CLASSIFICATION OF SUBJECT MATTER
INV. G06F21/35
ADD.

According to International Patent Classification (IPC) or to both national classification and IPC

B. FIELDS SEARCHED
Minimum documentation searched (classification system followed by classification symbols)
G06F H04B

Documentation searched other than minimum documentation to the extent that such documents are included in the fields searched

Electronic data base consulted during the international search (name of data base and, where practicable, search terms used)
EPO-Internal

C. DOCUMENTS CONSIDERED TO BE RELEVANT

Category*	Citation of document, with indication, where appropriate, of the relevant passages	Relevant to claim No.
X	US 2014/068751 A1 (LAST MATTHEW E [US]) 6 March 2014 (2014-03-06) paragraphs [0023] - [0033], [0045], [0046] paragraphs [0059] - [0063] figure 7	1,2,10, 11,17, 19,21
X	US 2007/277230 A1 (HAWKINS JEFFREY C [US] ET AL) 29 November 2007 (2007-11-29) paragraphs [0121] - [0125] figures 8-10	1,2,10, 17,19,21
A	US 2013/203345 A1 (FISHER MICHELLE [US]) 8 August 2013 (2013-08-08) paragraphs [0100] - [0102]	1-21

Further documents are listed in the continuation of Box C.

See patent family annex.

* Special categories of cited documents :

- "A" document defining the general state of the art which is not considered to be of particular relevance
- "E" earlier application or patent but published on or after the international filing date
- "L" document which may throw doubts on priority claim(s) or which is cited to establish the publication date of another citation or other special reason (as specified)
- "O" document referring to an oral disclosure, use, exhibition or other means
- "P" document published prior to the international filing date but later than the priority date claimed

- "T" later document published after the international filing date or priority date and not in conflict with the application but cited to understand the principle or theory underlying the invention
- "X" document of particular relevance; the claimed invention cannot be considered novel or cannot be considered to involve an inventive step when the document is taken alone
- "Y" document of particular relevance; the claimed invention cannot be considered to involve an inventive step when the document is combined with one or more other such documents, such combination being obvious to a person skilled in the art
- "&" document member of the same patent family

Date of the actual completion of the international search 18 February 2015	Date of mailing of the international search report 25/02/2015
Name and mailing address of the ISA/ European Patent Office, P.B. 5818 Patentlaan 2 NL - 2280 HV Rijswijk Tel. (+31-70) 340-2040, Fax: (+31-70) 340-3016	Authorized officer Segura, Gustavo

INTERNATIONAL SEARCH REPORT

Information on patent family members

International application No

PCT/EP2014/075121

Patent document cited in search report	Publication date	Patent family member(s)	Publication date
US 2014068751 A1	06-03-2014	US 2014068751 A1	06-03-2014
		US 2015020173 A1	15-01-2015

US 2007277230 A1	29-11-2007	NONE	

US 2013203345 A1	08-08-2013	NONE	
