US00D979524S

(12) **United States Design Patent** (10) **Patent No.: US D979,524 S**
Perry (45) **Date of Patent: ** Feb. 28, 2023**

(54) **CONFINEMENT LINER FOR A SUBSTRATE PROCESSING CHAMBER**

(71) Applicant: **APPLIED MATERIALS, INC.**, Santa Clara, CA (US)

(72) Inventor: **Joseph Perry**, San Jose, CA (US)

(73) Assignee: **APPLIED MATERIALS, INC.**, Santa Clara, CA (US)

(**) Term: **15 Years**

(21) Appl. No.: **29/728,614**

(22) Filed: **Mar. 19, 2020**

(51) **LOC (14) Cl.** **13-03**

(52) **U.S. Cl.**
USPC **D13/182**; D15/144.1

(58) **Field of Classification Search**
USPC D13/182, 184, 199; D15/144, 144.1, D15/144.2; 118/715; 156/345.43, 156/345.28; 216/58, 63, 67
CPC H01J 37/32623; H01J 37/32633; H01J 37/32642; H01J 37/32715; H01J 37/32733; H01J 37/32743; H01J 37/32897; H01J 37/32082; H01J 37/32091; C23F 1/00; C23F 1/10; C23F 1/12; C23F 1/14; H01L 21/00; H01L 21/67; H01L 21/67005; H01L 21/67011; H01L 21/67017; H01L 21/67063; H01L 21/67069; H01L 21/67075; H01L 21/67098; H01L 21/67115; C23C 16/00; C23C 16/458; C23C 16/44; C23C 16/04; C23C 16/4582; C23C 16/4583; C23C 16/4585
See application file for complete search history.

(56) **References Cited**

U.S. PATENT DOCUMENTS

6,129,808 A 10/2000 Wicker
6,156,151 A 12/2000 Komino
6,224,472 B1 * 5/2001 Lai B24B 37/32 451/288
6,464,843 B1 10/2002 Wicker
6,506,254 B1 1/2003 Bosch
6,506,685 B2 1/2003 Li
(Continued)

FOREIGN PATENT DOCUMENTS

CN 106898534 A 6/2017
JP 2011040461 A 2/2011
(Continued)

OTHER PUBLICATIONS

International Search Report for PCT/US2021/021986, dated Jun. 28, 2021.
(Continued)

Primary Examiner — Elizabeth J Oswecki
(74) *Attorney, Agent, or Firm* — Moser Taboada

(57) **CLAIM**

The ornamental design for a confinement liner for a substrate processing chamber, as shown and described.

DESCRIPTION

FIG. **1** is a top isometric view of a confinement liner for a substrate processing chamber showing my new design;
FIG. **2** is a top plan view thereof;
FIG. **3** is a bottom plan view thereof;
FIG. **4** is a front elevation view thereof;
FIG. **5** is a rear elevation view thereof;
FIG. **6** is a left side elevation view thereof;
FIG. **7** is a right side elevation view thereof; and,
FIG. **8** is an enlarged cross sectional view taken along line **8-8** of FIG. **2**.
The broken lines shown in the drawings represent portions of a confinement liner for a substrate processing chamber that form no part of the claimed design.

1 Claim, 5 Drawing Sheets

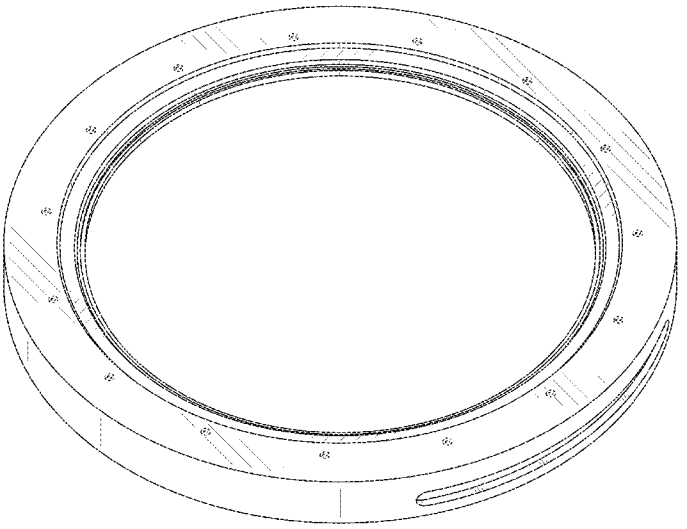

(56) **References Cited**

U.S. PATENT DOCUMENTS

D494,551	S *	8/2004	Doba	D13/182
7,267,741	B2	9/2007	Ren	
7,552,521	B2	6/2009	Fink	
7,585,384	B2	9/2009	Bera	
7,754,997	B2	7/2010	Bera	
7,802,539	B2	9/2010	Bosch	
7,837,826	B2	11/2010	Marakhtanov	
7,972,467	B2	7/2011	Bera	
8,298,046	B2 *	10/2012	Frank, Jr.	B24B 37/32 451/286
8,485,128	B2	7/2013	Kellogg	
8,517,803	B2 *	8/2013	Sather	B24B 37/32 451/286
8,622,021	B2	1/2014	Taylor	
D699,200	S *	2/2014	Nagakubo	D13/182
D709,536	S *	7/2014	Yoshimura	D15/138
D709,537	S *	7/2014	Kuwabara	D15/138
D709,538	S *	7/2014	Mizukami	D15/138
D709,539	S *	7/2014	Kuwabara	D15/138
8,826,855	B2	9/2014	Kellogg	
8,893,702	B2	11/2014	Stumpf	
8,900,398	B2	12/2014	Dhindsa	
D729,730	S *	5/2015	Gillespie-Brown	D13/110
9,123,661	B2	9/2015	Kellogg	
9,184,029	B2	11/2015	Dhindsa	
9,330,927	B2	5/2016	Dhindsa	
D766,849	S *	9/2016	Fukushima	D13/182
D770,992	S *	11/2016	Tauchi	D13/182
9,508,530	B2	11/2016	Dhindsa	
D793,976	S *	8/2017	Fukushima	D13/182
D797,691	S *	9/2017	Joubert	D13/182
9,779,916	B2	10/2017	Dhindsa	
D810,705	S *	2/2018	Krishnan	D15/138
D840,364	S *	2/2019	Ichino	D13/182
D876,504	S *	2/2020	Lee	D15/138
10,672,629	B2 *	6/2020	Kim	H01L 21/67
D891,382	S *	7/2020	Koppa	D13/182
D895,777	S *	9/2020	Chase	D23/269
2003/0092278	A1	5/2003	Fink	
2004/0075036	A1 *	4/2004	Saulnier	G01R 27/2635 248/346.01
2006/0283551	A1 *	12/2006	Son	H01L 21/67069 156/345.28
2008/0023029	A1	1/2008	Ren	
2008/0110567	A1	5/2008	Miller	
2009/0188625	A1	7/2009	Carducci	
2010/0304571	A1	12/2010	Larson et al.	
2011/0100553	A1	5/2011	Dhindsa	
2011/0226739	A1	9/2011	Allen et al.	
2012/0273130	A1	11/2012	Drewery et al.	
2014/0113453	A1	4/2014	Shih	
2014/0116338	A1	5/2014	He	
2015/0329955	A1	11/2015	Sun et al.	
2015/0364322	A1	12/2015	Kellogg	
2016/0002788	A1 *	1/2016	Nal	C23C 16/4401 118/724
2016/0158910	A1 *	6/2016	Lee	B24B 37/32 451/398
2018/0061618	A1	3/2018	Nichols et al.	

FOREIGN PATENT DOCUMENTS

KR	201803064	U	10/2018
KR	2040281	B1	11/2019
TW	D197827		6/2019
WO	WO 2004/059716	A1	7/2004

OTHER PUBLICATIONS

Search Report for Taiwan Design Application No. 109305178, dated Mar. 30, 2021.

* cited by examiner

FIG. 1

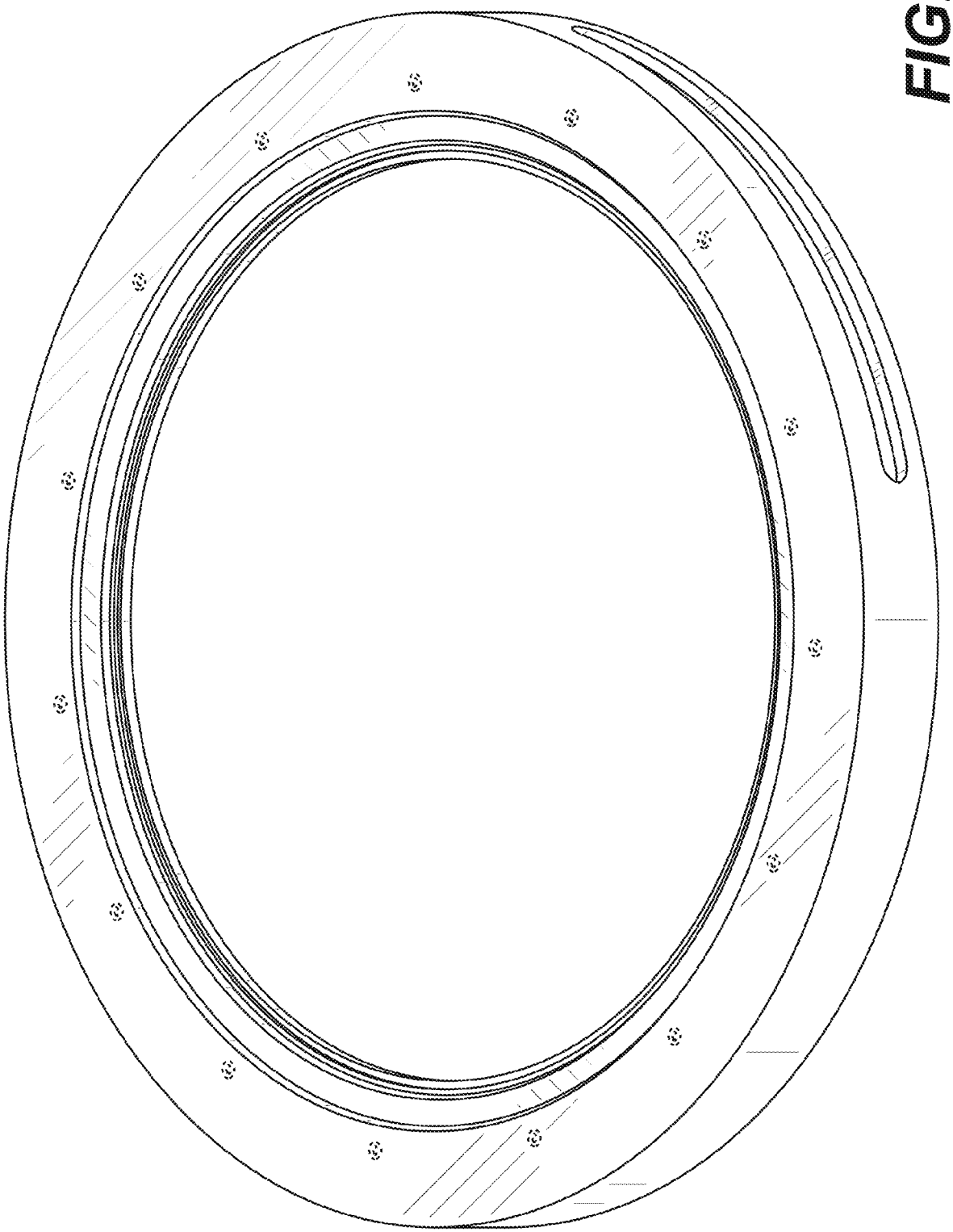

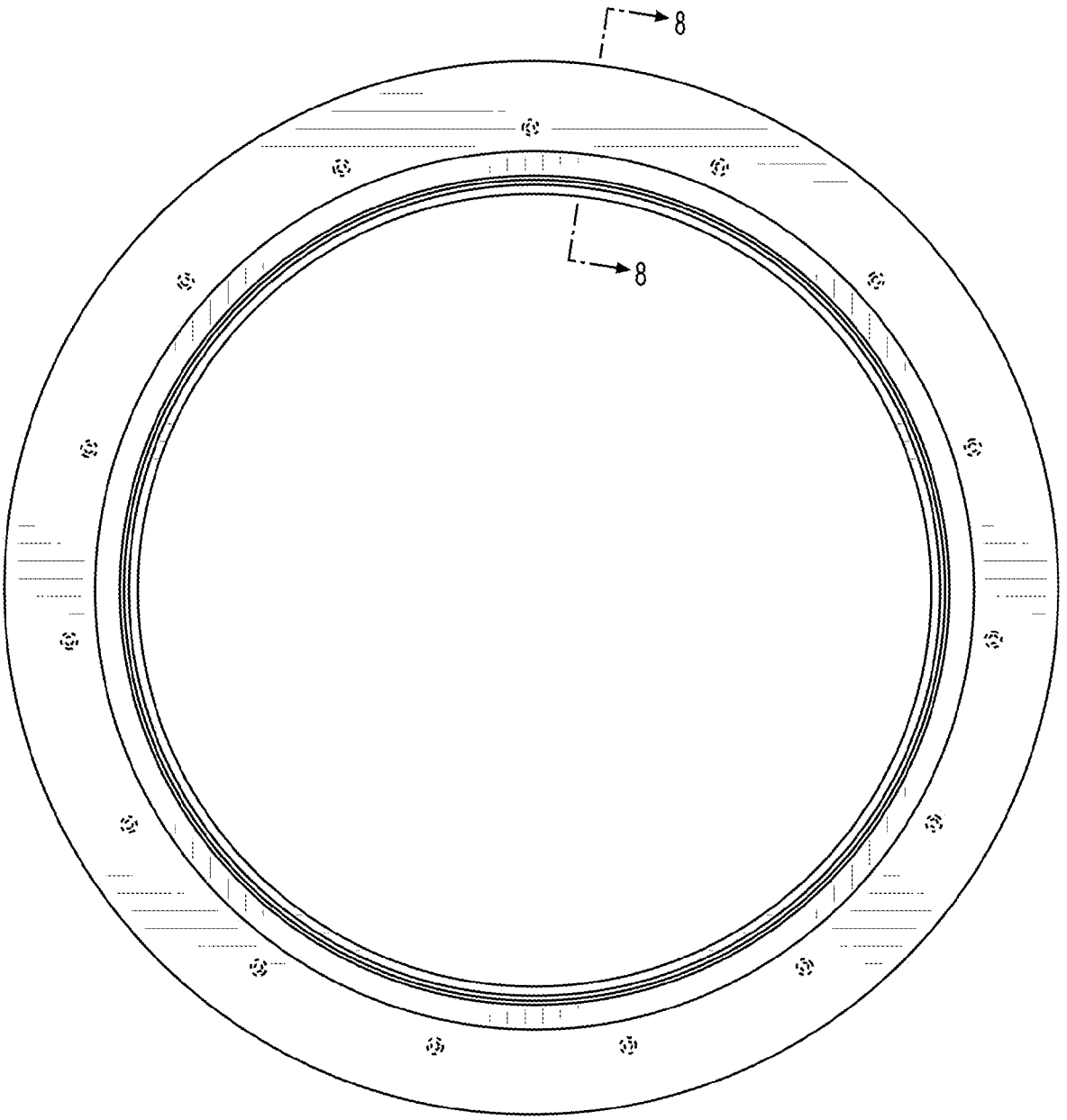

FIG. 2



FIG. 3

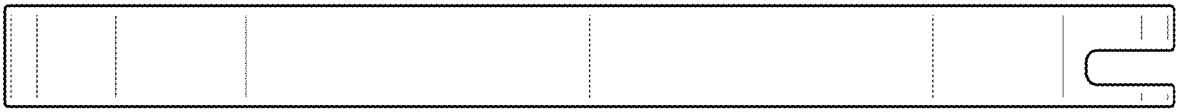

FIG. 4

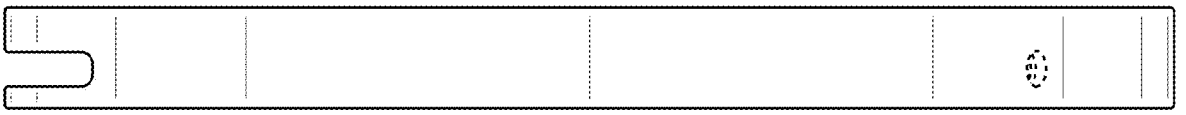

FIG. 5

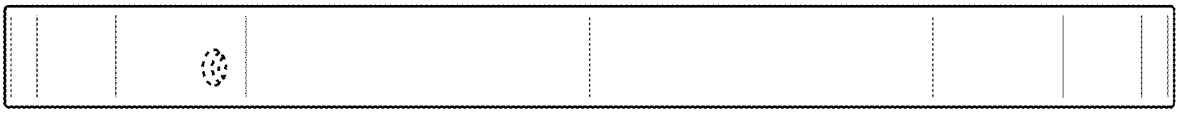

FIG. 6

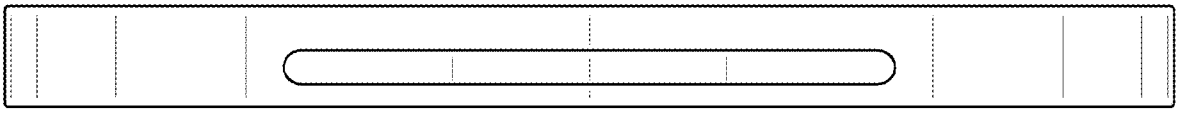

FIG. 7

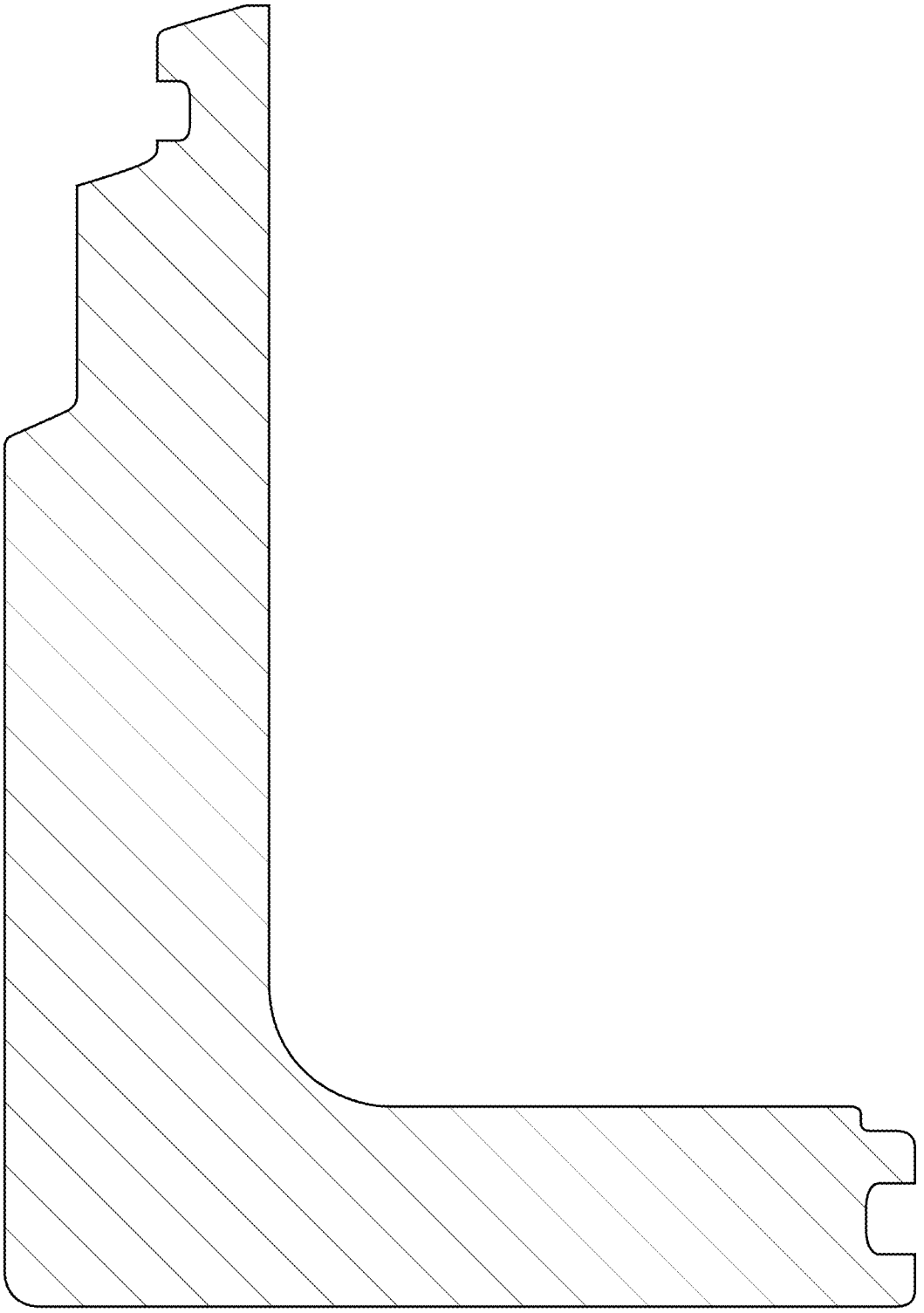

FIG. 8