

(19) World Intellectual Property  
Organization  
International Bureau



(43) International Publication Date  
12 August 2004 (12.08.2004)

PCT

(10) International Publication Number  
**WO 2004/067706 A2**

- (51) International Patent Classification<sup>7</sup>: **C12N** 70810 (US). **FIORETTI, William, C.** [US/US]; 2225 Lak-  
eridge Road Drive, Grapevine, TX 76051 (US). **CADD,**  
**Gary, G.** [US/US]; 501 Turner Road, Apartment 1111,  
Grapevine, TX 76051 (US).
- (21) International Application Number:  
PCT/US2003/041261
- (22) International Filing Date: 24 December 2003 (24.12.2003) (74) Agent: **PRATT, John, S.;** Kilpatrick Stockton, LLC, Suite  
2800, 1100 Peachtree Street, Atlanta, GA 30309 (US).
- (25) Filing Language: English (81) Designated States (*national*): AE, AG, AL, AM, AT, AU,  
AZ, BA, BB, BG, BR, BW, BY, BZ, CA, CH, CN, CO, CR,  
CU, CZ, DE, DK, DM, DZ, EC, EE, EG, ES, FI, GB, GD,  
GE, GH, GM, HR, HU, ID, IL, IN, IS, JP, KE, KG, KP, KR,  
KZ, LC, LK, LR, LS, LT, LU, LV, MA, MD, MG, MK, MN,  
MW, MX, MZ, NI, NO, NZ, OM, PG, PH, PL, PT, RO, RU,  
SC, SD, SE, SG, SK, SL, SY, TJ, TM, TN, TR, TT, TZ, UA,  
UG, US, UZ, VC, VN, YU, ZA, ZM, ZW.
- (26) Publication Language: English (84) Designated States (*regional*): ARIPO patent (BW, GH,  
GM, KE, LS, MW, MZ, SD, SL, SZ, TZ, UG, ZM, ZW),  
Eurasian patent (AM, AZ, BY, KG, KZ, MD, RU, TJ, TM),  
European patent (AT, BE, BG, CH, CY, CZ, DE, DK, EE,  
ES, FI, FR, GB, GR, HU, IE, IT, LU, MC, NL, PT, RO, SE,  
SI, SK, TR), OAPI patent (BF, BJ, CF, CG, CI, CM, GA,  
GN, GQ, GW, ML, MR, NE, SN, TD, TG).
- (30) Priority Data:  
60/441,377 21 January 2003 (21.01.2003) US  
60/441,381 21 January 2003 (21.01.2003) US  
60/441,392 21 January 2003 (21.01.2003) US  
60/441,405 21 January 2003 (21.01.2003) US  
60/441,447 21 January 2003 (21.01.2003) US  
60/441,502 21 January 2003 (21.01.2003) US  
10/609,019 26 June 2003 (26.06.2003) US
- (71) Applicants (*for all designated States except US*): **TRANS-**  
**GENRX, INC.** [US/US]; 1750 Valley View Lane, Suite  
110, Dallas, TX 75243 (US). **THE BOARD OF SUPER-**  
**VISORS OF LOUISIANA STATE UNIVERSITY AND**  
**AGRICULTURAL AND MECHANICAL COLLEGE**  
[US/US]; P.O. bOX 25055, Baton Rouge, LA 70894 (US).
- (72) Inventors; and
- (75) Inventors/Applicants (*for US only*): **COOPER, Richard,**  
**K.** [US/US]; 111 Pecan Meadow Drive, Baton Rouge, LA

Published:  
— without international search report and to be republished  
upon receipt of that report

For two-letter codes and other abbreviations, refer to the "Guid-  
ance Notes on Codes and Abbreviations" appearing at the begin-  
ning of each regular issue of the PCT Gazette.

(54) Title: PRODUCTION OF MULTIMERIC PROTEINS

Prom	prepro	Gene of Interest	pro	Gene of interest	polyA
------	--------	------------------	-----	------------------	-------

(57) Abstract: The present invention provides a new, effective and efficient method of producing multimeric proteins in an individ-  
ual. Multimeric proteins include associated multimeric proteins (two or more associated polypeptides) and multivalent multimeric  
proteins (a single polypeptide encoded by more than one gene of interest). Expression and/or formation of the multimeric protein in  
the individual is achieved by administering a polynucleotide cassette containing genes of interest that encode portions of the multi-  
meric protein to the individual. The polynucleotide cassette may additionally contain one or more pro sequences, prepro sequences,  
cecropin prepro sequences, and/or cleavage site sequences.

WO 2004/067706 A2

5

10

## PRODUCTION OF MULTIMERIC PROTEINS

The U.S. Government has certain rights in this invention. The development of this invention was partially funded by the United States Government under a HATCH grant from the United States Department of Agriculture, partially funded by the United States Government with Formula 1433 funds from the United States Department of Agriculture and partially funded by the United States Government under contract DAAD 19-02016 awarded by the Army.

20

### FIELD OF THE INVENTION

The present invention relates generally to production of multimeric proteins in a transgenic individual, wherein genes encoding the multimeric proteins are operably-linked to signal sequences, or portions of signal sequences.

25

### BACKGROUND OF THE INVENTION

Methods for producing multimeric proteins in transgenic animals are desirable for a variety of reasons, including the transgenic animal's potential as biological factories to produce multimeric proteins for pharmaceutical, diagnostic and industrial uses. This potential is attractive to the industry due to the inadequate capacity in facilities used for recombinant production of multimeric proteins and the increasing demand by the pharmaceutical industry for use of these facilities. Numerous attempts to produce transgenic animals have met several problems, including low rates of gene incorporation and unstable gene incorporation. Accordingly, improved gene technologies are needed for the development of transgenic animals for the production of multimeric proteins .

35

Several of the prior art gene delivery technologies employed viruses that are associated with potentially undesirable side effects and safety concerns. The majority

of current gene-delivery technologies useful for gene therapy rely on virus-based delivery vectors, such as adeno and adeno-associated viruses, retroviruses, and other viruses, which have been attenuated to no longer replicate. (Kay, M.A., et al. 2001. Nature Medicine 7:33-40).

5           There are multiple problems associated with the use of viral vectors. Firstly, they are not tissue-specific. In fact, a gene therapy trial using adenovirus was recently halted because the vector was present in the patient's sperm (Gene trial to proceed despite fears that therapy could change child's genetic makeup. The New York Times, December 23, 2001). Secondly, viral vectors are likely to be transiently  
10 incorporated, which necessitates re-treating a patient at specified time intervals. (Kay, M.A., et al. 2001. Nature Medicine 7:33-40). Thirdly, there is a concern that a viral-based vector could revert to its virulent form and cause disease. Fourthly, viral-based vectors require a dividing cell for stable integration. Fifthly, viral-based vectors indiscriminately integrate into various cells, which can result in undesirable germline  
15 integration. Sixthly, the required high titers needed to achieve the desired effect have resulted in the death of one patient and they are believed to be responsible for induction of cancer in a separate study. (Science, News of the Week, October 4, 2002).

          Accordingly, what is needed is a new method to produce multimeric proteins  
20 in transgenic animals and humans, in which the vector containing those genes does not cause disease or other unwanted side effects. There is also a need for DNA constructs that would be stably incorporated into the tissues and cells of animals and humans, including cells in the resting state that are not replicating. There is a further recognized need in the art for DNA constructs capable of delivering genes to specific  
25 tissues and cells of animals and humans and for producing multimeric proteins in those animals and humans.

#### SUMMARY OF THE INVENTION

          The present invention provides a new, effective and efficient method of  
30 producing multimeric proteins in an individual. Multimeric proteins include associated multimeric proteins (two or more associated polypeptides) and multivalent multimeric proteins (a single polypeptide encoded by more than one gene of interest). Expression and/or formation of the multimeric protein in the individual is achieved by administering a polynucleotide cassette containing the genes of interest to the  
35 individual. The polynucleotide cassette may additionally contain one or more pro sequences, prepro sequences, cecropin prepro sequences, and/or cleavage site sequences.

This invention provides polynucleotide cassettes containing two or more genes of interest and two or more pro polynucleotide sequences, wherein each gene of interest is operably-linked to a pro nucleotide sequence. Each of the genes of interest encodes a polypeptide that forms a part of the multimeric protein. One discovery of the present invention is the use of pro portions of prepro signal sequences to facilitate appropriate processing, expression, and/or formation of multimeric proteins in an individual. Several examples of prepro polynucleotides from which a pro polynucleotide can be derived or be a part of are a cecropin prepro, lysozyme prepro, ovomucin prepro, ovotransferrin prepro, a signal peptide for tumor necrosis factor receptor (SEQ ID NO:6), a signal peptide encoded by a polynucleotide sequence provided in one of SEQ ID NOs:7-54 and a signal peptide provide in SEQ ID NO:55. The prepro or pro polynucleotide can be a cecropin prepro or pro polynucleotide selected from the group consisting of cecropin A1, cecropin A2, cecropin B, cecropin C, cecropin D, cecropin E and cecropin F. In a preferred embodiment, the pro polynucleotide is a cecropin B pro polynucleotide having a sequence shown in SEQ ID NO:1 or SEQ ID NO:2. A preferred prepro polynucleotide is a cecropin B polynucleotide having a sequence shown in SEQ ID NO:3 or SEQ ID NO:4.

Another discovery of the present invention is that cecropin prepro sequences facilitate appropriate processing, expression, and/or formation of proteins, including multimeric proteins, in an individual. Accordingly, the present invention includes polynucleotide cassettes containing one or more genes of interest operably-linked to a cecropin prepro sequence. In one embodiment, the polynucleotide cassette contains two or more genes of interest operably-linked to a cecropin prepro sequence. Preferred cecropin prepro polynucleotides are provided in SEQ ID NO:3 and SEQ ID NO:4. The present invention also includes polynucleotide cassettes containing two or more genes of interest operably linked to a cecropin prepro polynucleotide, wherein pro sequences are located between the genes of interest.

These polynucleotide cassettes are administered to an individual for expression of polypeptide sequences and the formation of a protein, and more preferably, a multimeric protein. Preferably, the individual is an animal from which the protein can be harvested. Preferred animals are egg-laying or milk-producing animals.

In one embodiment, the egg-laying transgenic animal is an avian. The method of the present invention may be used in avians including Ratites, Psittaciformes, Falconiformes, Piciformes, Strigiformes, Passeriformes, Coraciformes, Ralliformes, Cuculiformes, Columbiformes, Galliformes, Anseriformes, and Herodiones.

5 Preferably, the egg-laying transgenic animal is a poultry bird. More preferably, the bird is a chicken, turkey, duck, goose or quail. Another preferred bird is a ratite, such as, an emu, an ostrich, a rhea, or a cassowary. Other preferred birds are partridge, pheasant, kiwi, parrot, parakeet, macaw, falcon, eagle, hawk, pigeon, cockatoo, song birds, jay bird, blackbird, finch, warbler, canary, toucan, mynah, or sparrow.

10 In some embodiments, the polynucleotide cassettes are located within transposon-based vectors that allow for incorporation of the cassettes into the DNA of the individual. The transposon-based vectors of the present invention include a transposase, operably-linked to a first promoter, and a coding sequence for a protein or peptide of interest operably-linked to a second promoter, wherein the coding  
15 sequence for the protein or peptide of interest and its operably-linked promoter are flanked by transposase insertion sequences recognized by the transposase. The transposon-based vector also includes the following characteristics: a) one or more modified Kozak sequences comprising ACCATG (SEQ ID NO:5) at the 3' end of the first promoter to enhance expression of the transposase; b) modifications of the  
20 codons for the first several N-terminal amino acids of the transposase, wherein the nucleotide at the third base position of each codon is changed to an A or a T without changing the corresponding amino acid; c) addition of one or more stop codons to enhance the termination of transposase synthesis; and/or, d) addition of an effective polyA sequence operably-linked to the transposase to further enhance expression of  
25 the transposase gene. In some embodiments, the effective polyA sequence is an avian optimized polyA sequence.

In one embodiment, the transposon-based vector comprises an avian optimized polyA sequence and does not comprise a modified Kozak sequence comprising ACCATG (SEQ ID NO:5). One example of such a transposon-based vector is the  
30 pTnMCS vector (SEQ ID NO:56). In another embodiment the transposon-based vector comprises a) one or more modified Kozak sequences comprising ACCATG (SEQ ID NO:5) at the 3' end of the first promoter to enhance expression of the transposase; b) modifications of the codons for the first several N-terminal amino

acids of the transposase, wherein the third base of each codon was changed to an A or a T without changing the corresponding amino acid; c) addition of one or more stop codons to enhance the termination of transposase synthesis; and, d) addition of an effective polyA sequence operably-linked to the transposase to further enhance  
5 expression of the transposase gene. One example of such a transposon-based vector is the pTnMod vector (SEQ ID NO:57).

Accordingly, it is an object of the present invention to provide improved methods for the production of multimeric proteins in an individual.

It is another object of the present invention to provide improved methods for  
10 the production of multimeric proteins in an egg-laying animal or a milk-producing animal.

It is yet another object of the present invention to provide improved methods for the production of multimeric proteins in a chicken or quail.

Another object of the present invention is to provide a method to produce an  
15 egg or milk containing a multimeric protein.

An advantage of the present invention is that multimeric proteins are produced by transgenic animals much more efficiently and economically than prior art methods, thereby providing a means for large scale production of multimeric proteins.

These and other objects, features and advantages of the present invention will  
20 become apparent after a review of the following detailed description of the disclosed embodiments and claims.

#### BRIEF DESCRIPTION OF THE FIGURES

Figure 1 depicts schematically a polynucleotide cassette containing two genes  
25 of interest operably-linked to two pro polynucleotides, wherein the first pro polynucleotide is a part of a prepro polynucleotide. "Prom" indicates promoter.

Figure 2 depicts schematically a polynucleotide cassette containing  
polynucleotides encoding for a heavy chain and a light chain of an antibody. "Oval  
30 prom" indicates an ovalbumin promoter. The polynucleotide cassette contains pro and prepro sequences and is flanked by insertion sequences (IS) recognized by a transposase.

Figure 3 depicts schematically a polynucleotide cassette containing a cecropin prepro sequence operably-linked to two genes of interest. Between the genes of interest resides a cleavage site indicated by "CS."

5           Figure 4 depicts schematically a polynucleotide cassette containing two genes of interest, a promoter (prom), a signal sequence (SS) and a cleavage site (CS). The polynucleotide cassette is flanked by insertion sequences (IS) recognized by a transposase.

10           Figure 5 is a picture of a gel showing partially purified egg white derived from a transgenic avian run under reducing and non-reducing conditions.

#### DETAILED DESCRIPTION OF THE INVENTION

The present invention provides a new, effective and efficient method of  
15           producing multimeric proteins in an individual. Multimeric proteins include associated multimeric proteins (two or more associated polypeptides) and multivalent multimeric proteins (a single polypeptide encoded by more than one gene of interest). Expression and/or formation of the multimeric protein in the individual is achieved by administering a polynucleotide cassette containing the genes of interest to the  
20           individual. The polynucleotide cassette may additionally contain one or more pro sequences, prepro sequences, cecropin prepro sequences, and/or cleavage site sequences.

This invention provides polynucleotide cassettes containing two or more genes of interest and two or more pro polynucleotide sequences, wherein each gene of  
25           interest is operably-linked to a pro nucleotide sequence. Each of the genes of interest encodes a polypeptide that forms a part of the multimeric protein. These polynucleotide cassettes are administered to an individual for expression of the polypeptide sequences and expression and/or formation of the multimeric protein. Preferably, the individual is an animal from which the multimeric protein can be  
30           harvested. Preferred animals are egg-laying or milk-producing animals. In some embodiments, the polynucleotide cassettes are located within transposon-based vectors that allow for incorporation of the cassettes into the DNA of the individual.

The pro polynucleotide sequences operably-linked to the genes of interest include pro portions of prepro polynucleotide sequences commonly associated with

polynucleotides encoding proteins secreted from a cell in nature. It may be that the pre polynucleotide sequence functions to direct the resultant protein into the endoplasmic reticulum and the pro sequence is cleaved within the endoplasmic reticulum or Golgi complex of a cell containing the protein. While prepro

5 polynucleotide sequences are associated with secreted polypeptides in nature, one discovery of the present invention is the use of pro portions of the prepro signal sequences to facilitate appropriate processing, expression, and/or formation of multimeric proteins, and more particularly, associated multimeric proteins. In the present invention, each gene of interest is operably-linked with a pro polynucleotide

10 sequence. Figure 1 shows schematically one polynucleotide cassette containing two genes of interest, wherein each gene of interest is operably-linked to a pro polynucleotide sequence. The first gene of interest is operably-linked to a pro polynucleotide sequence that is part of a prepro polynucleotide sequence, while the second gene of interest is operably-linked to a pro polynucleotide sequence that is not

15 part of a prepro polynucleotide sequence, but may have been derived from a prepro polynucleotide sequence. Accordingly, the term "pro sequence" encompasses a pro sequence that is part of a prepro sequence and a pro sequence that is not part of a prepro sequence, but may have been derived from a prepro sequence. In preferred embodiments, the most 5' pro polynucleotide sequence in the polynucleotide cassette

20 is a part of a prepro polynucleotide sequence.

Several examples of prepro polynucleotides from which a pro polynucleotide can be derived or be a part of are a cecropin prepro, lysozyme prepro, ovomucin prepro, ovotransferrin prepro, a signal peptide for tumor necrosis factor receptor (SEQ ID NO:6), a signal peptide encoded by a polynucleotide sequence provided in one of

25 SEQ ID NOs:7-54 and a signal peptide provide in SEQ ID NO:55. The prepro or pro polynucleotide can be a cecropin prepro or pro polynucleotide selected from the group consisting of cecropin A1, cecropin A2, cecropin B, cecropin C, cecropin D, cecropin E and cecropin F. In a preferred embodiment, the pro polynucleotide is a cecropin B pro polynucleotide having a sequence shown in SEQ ID NO:1 or SEQ ID NO:2. A

30 preferred prepro polynucleotide is a cecropin B polynucleotide having a sequence shown in SEQ ID NO:3 or SEQ ID NO:4.

Figure 1 provides one embodiment of the invention wherein the polynucleotide cassette includes two genes of interest and two pro polynucleotide



sequences arranged in the following order: a prepro polynucleotide, a first gene of interest, a pro polynucleotide, and a second gene of interest. Preferably, the sequences are arranged in the aforementioned order beginning at a 5' end of the polynucleotide cassette. Figure 2 provides a more specific embodiment of the present invention wherein the first and second genes of interest are polynucleotides encoding antibody heavy and light chains. However, the invention includes polynucleotide cassettes containing at least two genes of interest. Each of the genes of interest is operably-linked to a pro polynucleotide. Each of these pro polynucleotides can be the same, or each can be different. In one embodiment, all of the pro polynucleotides in the polynucleotide cassette are the same and are cecropin pro polynucleotides. The most 5' cecropin pro polynucleotide is preferably a part of a cecropin prepro polynucleotide sequence as shown in Figure 3.

The polynucleotide cassettes of the present invention may be administered to an individual for production of a multimeric protein in that individual. Accordingly, the present invention includes a method of producing a multimeric protein in an individual comprising administering to the individual a polynucleotide cassette comprising at least two genes of interest, each encoding a part of the multimeric protein, wherein each gene of interest is operably-linked to a pro polynucleotide sequence. The present invention also includes a method of producing a multimeric protein in an individual comprising administering to the individual a polynucleotide cassette comprising a cecropin prepro sequence operably-linked to two or more genes of interest, each gene of interest encoding a part of the multimeric protein. This second method does not require the linking of pro polynucleotides to each gene of interest since the use of a cecropin prepro sequence itself in a polynucleotide cassette facilitates processing, expression, and/or formation of multimeric proteins. Polynucleotide cassettes containing the cecropin prepro polynucleotide can contain at least two genes of interest. Preferably, the cecropin prepro polynucleotide is located 5' of the genes of interest in the polynucleotide cassette. One exemplary polynucleotide cassette is shown in Figure 3. In a preferred embodiment, the prepro sequence comprises a sequence shown in SEQ ID NO:3 or SEQ ID NO:4. As shown in Figure 3, the polynucleotide cassettes containing a cecropin prepro polynucleotide preferably contain a cleavage site between each of two genes of interest. Such cleavage site(s) may be nucleotides encoding any cleavage sites including, but not

limited to, an enzymatic cleavage site, a pro polynucleotide, and a photolabile cleavage site, a chemical cleavage site, and a self-splicing cleavage site (i.e., intein). Cleavage sites are discussed in more detail below.

The polynucleotide cassettes of the present invention are particularly suited for  
5 production of multimeric proteins in an individual. Individuals include both humans and animals. Preferred animals are egg-laying animals and milk-producing animals. As used herein, the term "egg-laying animal" includes all amniotes such as birds, turtles, lizards and monotremes. Monotremes are egg-laying mammals and include the platypus and echidna. The term "bird" or "fowl," as used herein, is defined as a  
10 member of the Aves class of animals which are characterized as warm-blooded, egg-laying vertebrates primarily adapted for flying. Avians include, without limitation, Ratites, Psittaciformes, Falconiformes, Piciformes, Strigiformes, Passeriformes, Coraciformes, Ralliformes, Cuculiformes, Columbiformes, Galliformes, Anseriformes, and Herodiones. The term "Ratite," as used herein, is defined as a  
15 group of flightless, mostly large, running birds comprising several orders and including the emus, ostriches, kiwis, and cassowaries. The term "Psittaciformes", as used herein, includes parrots and refers to a monofamilial order of birds that exhibit zygodactylism and have a strong hooked bill. A "parrot" is defined as any member of the avian family Psittacidae (the single family of the Psittaciformes), distinguished by  
20 the short, stout, strongly hooked beak. Preferred avians are poultry birds including chickens, quail, turkeys, geese and ducks. The term "chicken" as used herein denotes chickens used for table egg production, such as egg-type chickens, chickens reared for public meat consumption, or broilers, and chickens reared for both egg and meat production ("dual-purpose" chickens). The term "chicken" also denotes chickens  
25 produced by primary breeder companies, or chickens that are the parents, grandparents, great-grandparents, etc. of those chickens reared for public table egg, meat, or table egg and meat consumption.

When the polynucleotide cassettes of the present invention are administered to an egg-laying or milk-producing animal, a transgenic animal containing a  
30 polynucleotide cassette is created and the animal produces a transgenic multimeric protein. It is preferred that the resultant multimeric protein is deposited in the egg or in the milk. Various different signal sequences and promoters may be used to achieve deposition of the multimeric protein in the egg or in the milk and these are described

in more detail below. In order to achieve a transgenic animal containing a polynucleotide cassette of the present invention, the polynucleotide cassettes can be administered to the individual with, or contained in, any vector, as naked DNA, or in any delivery construct or solution. A preferred vector for incorporation of the  
5 polynucleotide cassettes into an individual is a transposon-based vector described below.

#### Definitions

It is to be understood that as used in the specification and in the claims, "a" or "an" can mean one or more, depending upon the context in which it is used. Thus, for  
10 example, reference to "a cell" can mean that at least one cell can be utilized.

The term "antibody" is used interchangeably with the term "immunoglobulin" and is defined herein as a protein synthesized by an animal or a cell of the immune system in response to the presence of a foreign substance commonly referred to as an "antigen" or an "immunogen". The term antibody includes fragments of antibodies.  
15 Antibodies are characterized by specific affinity to a site on the antigen, wherein the site is referred to an "antigenic determinant" or an "epitope". Antigens can be naturally occurring or artificially engineered. Artificially engineered antigens include but are not limited to small molecules, such as small peptides, attached to haptens such as macromolecules, for example proteins, nucleic acids, or polysaccharides.  
20 Artificially designed or engineered variants of naturally occurring antibodies and artificially designed or engineered antibodies not occurring in nature are all included in the current definition. Such variants include conservatively substituted amino acids and other forms of substitution as described in the section concerning proteins and polypeptides.

The term "egg" is defined herein as including a large female sex cell enclosed in a porous, calcarous or leathery shell, produced by birds and reptiles. The term "ovum" is defined as a female gamete, and is also known as an egg. Therefore, egg production in all animals other than birds and reptiles, as used herein, is defined as the production and discharge of an ovum from an ovary, or "ovulation". Accordingly, it  
25 is to be understood that the term "egg" as used herein is defined as a large female sex cell enclosed in a porous, calcarous or leathery shell, when a bird or reptile produces it, or it is an ovum when it is produced by all other animals.  
30

The term "gene" is defined herein to include a polynucleotide that includes a coding region for a protein, peptide or polypeptide, with or without intervening sequences such as introns.

The term "multimeric protein" is defined herein to include one or more  
5 polypeptides that are associated, or joined, by any means including disulfide bonds. An example of this type of multimeric protein is an antibody that contains both heavy and light chains that are associated by disulfide bonds. These multimeric proteins are referred to herein as "associated multimeric proteins." The term "multimeric protein" also includes a polypeptide that is encoded by more than one gene of interest. An  
10 example of this type of multimeric protein is a single polypeptide containing a heavy chain polypeptide (first polypeptide of interest) and a light chain polypeptide (second polypeptide of interest). In these embodiments, the different polypeptides of interest may be separated by other polypeptide sequences such as spacer polypeptides and cleavage site polypeptides. These types of multimeric proteins are referred to herein  
15 as "multivalent multimeric proteins."

The term "milk-producing animal" refers herein to mammals including, but not limited to, bovine, ovine, porcine, equine, and primate animals. Milk-producing animals include but are not limited to cows, llamas, camels, goats, reindeer, zebu, water buffalo, yak, horses, pigs, rabbits, non-human primates, and humans.

20 The term "transgenic animal" refers to an animal having at least a portion of the transposon-based vector DNA is incorporated into its DNA. While a transgenic animal includes an animal wherein the transposon-based vector DNA is incorporated into the germline DNA, a transgenic animal also includes an animal having DNA in one or more somatic cells that contain a portion of the transposon-based vector DNA  
25 for any period of time. In a preferred embodiment, a portion of the transposon-based vector comprises a gene of interest. More preferably, the gene of interest is incorporated into the animal's DNA for a period of at least five days, more preferably the laying life of the animal, and most preferably the life of the animal. In a further preferred embodiment, the animal is an avian.

30 The term "vector" is used interchangeably with the terms "construct", "DNA construct" and "genetic construct" to denote synthetic nucleotide sequences used for manipulation of genetic material, including but not limited to cloning, subcloning, sequencing, or introduction of exogenous genetic material into cells, tissues or

organisms, such as birds. It is understood by one skilled in the art that vectors may contain synthetic DNA sequences, naturally occurring DNA sequences, or both. The vectors of the present invention are transposon-based vectors as described herein.

When referring to two nucleotide sequences, one being a regulatory sequence,  
5 the term “operably-linked” is defined herein to mean that the two sequences are associated in a manner that allows the regulatory sequence to affect expression of the other nucleotide sequence. It is not required that the operably-linked sequences be directly adjacent to one another with no intervening sequence(s).

The term “regulatory sequence” is defined herein as including promoters,  
10 enhancers and other expression control elements such as polyadenylation sequences, matrix attachment sites, insulator regions for expression of multiple genes on a single construct, ribosome entry/attachment sites, introns that are able to enhance expression, and silencers.

#### Transposon-Based Vectors

15 While not wanting to be bound by the following statement, it is believed that the nature of the DNA construct is an important factor in successfully producing transgenic animals. The “standard” types of plasmid and viral vectors that have previously been almost universally used for transgenic work in all species, especially avians, have low efficiencies and may constitute a major reason for the low rates of  
20 transformation previously observed. The DNA (or RNA) constructs previously used often do not integrate into the host DNA, or integrate only at low frequencies. Other factors may have also played a part, such as poor entry of the vector into target cells. The present invention provides transposon-based vectors that can be administered to an animal that overcome the prior art problems relating to low transgene integration  
25 frequencies. Two preferred transposon-based vectors of the present invention in which a transposase, gene of interest and other polynucleotide sequences may be introduced are termed pTnMCS (SEQ ID NO:56) and pTnMod (SEQ ID NO:57).

The transposon-based vectors of the present invention produce integration frequencies an order of magnitude greater than has been achieved with previous  
30 vectors. More specifically, intratesticular injections performed with a prior art transposon-based vector (described in U.S. Patent No. 5,719,055) resulted in 41% sperm positive roosters whereas intratesticular injections performed with the novel transposon-based vectors of the present invention resulted in 77% sperm positive

roosters. Actual frequencies of integration were estimated by either or both comparative strength of the PCR signal from the sperm and histological evaluation of the testes and sperm by quantitative PCR.

The transposon-based vectors of the present invention include a transposase  
5 gene operably-linked to a first promoter, and a coding sequence for a desired protein or peptide operably-linked to a second promoter, wherein the coding sequence for the desired protein or peptide and its operably-linked promoter are flanked by transposase insertion sequences recognized by the transposase. The transposon-based vector also includes one or more of the following characteristics: a) one or more modified Kozak  
10 sequences comprising ACCATG (SEQ ID NO:5) at the 3' end of the first promoter to enhance expression of the transposase; b) modifications of one or more of the codons for the first several N-terminal amino acids of the transposase, wherein the third base of each codon was changed to an A or a T without changing the corresponding amino acid; c) addition of one or more stop codons to enhance the termination of transposase  
15 synthesis; and/or, d) addition of an effective polyA sequence operably-linked to the transposase to further enhance expression of the transposase gene. In one embodiment, the transposon-based vector comprises an avian optimized polyA sequence and does not comprise a modified Kozak sequence comprising ACCATG (SEQ ID NO:5). One example of such a transposon-based vector is the pTnMCS  
20 vector (SEQ ID NO:56). In another embodiment the transposon-based vector comprises a) one or more modified Kozak sequences comprising ACCATG (SEQ ID NO:5) at the 3' end of the first promoter to enhance expression of the transposase; b) modifications of the codons for the first several N-terminal amino acids of the transposase, wherein the third base of each codon was changed to an A or a T without  
25 changing the corresponding amino acid; c) addition of one or more stop codons to enhance the termination of transposase synthesis; and, d) addition of an effective polyA sequence operably-linked to the transposase to further enhance expression of the transposase gene. One example of such a transposon-based vector is the pTnMod vector (SEQ ID NO:57). The transposon-based vector may additionally or  
30 alternatively include one or more of the following Kozak sequences at the 3' end of any promoter, including the promoter operably-linked to the transposase: ACCATGG (SEQ ID NO:58), AAGATGT (SEQ ID NO:59), ACGATGA (SEQ ID NO:60),

AAGATGG (SEQ ID NO:61), GACATGA (SEQ ID NO:62), ACCATGA (SEQ ID NO:63), and ACCATGA (SEQ ID NO:64), ACCATGT (SEQ ID NO:65).

Transposases and Insertion Sequences

In a further embodiment of the present invention, the transposase found in the  
5 transposase-based vector is an altered target site (ATS) transposase and the insertion  
sequences are those recognized by the ATS transposase. However, the transposase  
located in the transposase-based vectors is not limited to a modified ATS transposase  
and can be derived from any transposase. Transposases known in the prior art include  
those found in AC7, Tn5SEQ1, Tn916, Tn951, Tn1721, Tn 2410, Tn1681, Tn1, Tn2,  
10 Tn3, Tn4, Tn5, Tn6, Tn9, Tn10, Tn30, Tn101, Tn903, Tn501, Tn1000 ( $\gamma\delta$ ), Tn1681,  
Tn2901, AC transposons, Mp transposons, Spm transposons, En transposons, Dotted  
transposons, Mu transposons, Ds transposons, dSpm transposons and I transposons.  
According to the present invention, these transposases and their regulatory sequences  
are modified for improved functioning as follows: a) the addition one or more  
15 modified Kozak sequences comprising ACCATG (SEQ ID NO:5) at the 3' end of the  
promoter operably-linked to the transposase; b) a change of one or more of the codons  
for the first several amino acids of the transposase, wherein the third base of each  
codon was changed to an A or a T without changing the corresponding amino acid; c)  
the addition of one or more stop codons to enhance the termination of transposase  
20 synthesis; and/or, d) the addition of an effective polyA sequence operably-linked to  
the transposase to further enhance expression of the transposase gene.

Although not wanting to be bound by the following statement, it is believed  
that the modifications of the first several N-terminal codons of the transposase gene  
facilitate transcription of the transposase gene, in part, by increasing strand  
25 dissociation during transcription. It is preferable that one or more of between  
approximately the first 1 to 20, more preferably 3 to 15, and most preferably between  
4 to 12 N-terminal codons of the transposase are modified such that the third base of  
each codon is changed to an A or a T without changing the encoded amino acid. In  
one embodiment, the first ten N-terminal codons of the transposase gene are modified  
30 in this manner. It is also preferred that the transposase contain mutations that make it  
less specific for preferred insertion sites and thus increases the rate of transgene  
insertion as discussed in U.S. Patent No. 5,719,055.

In some embodiments, the transposon-based vectors are optimized for expression in a particular host by changing the methylation patterns of the vector DNA. For example, prokaryotic methylation may be reduced by using a methylation deficient organism for production of the transposon-based vector. The transposon-based vectors may also be methylated to resemble eukaryotic DNA for expression in a eukaryotic host.

Transposases and insertion sequences from other analogous eukaryotic transposon-based vectors that can also be modified and used are, for example, the *Drosophila* P element derived vectors disclosed in U.S. Patent No. 6,291,243; the *Drosophila mariner* element described in Sherman et al. (1998); or the sleeping beauty transposon. See also Hackett et al. (1999); D. Lampe et al., 1999. Proc. Natl. Acad. Sci. USA, 96:11428-11433; S. Fischer et al., 2001. Proc. Natl. Acad. Sci. USA, 98:6759-6764; L. Zagoraïou et al., 2001. Proc. Natl. Acad. Sci. USA, 98:11474-11478; and D. Berg et al. (Eds.), *Mobile DNA*, Amer. Soc. Microbiol. (Washington, D.C., 1989). However, it should be noted that bacterial transposon-based elements are preferred, as there is less likelihood that a eukaryotic transposase in the recipient species will recognize prokaryotic insertion sequences bracketing the transgene.

Many transposases recognize different insertion sequences, and therefore, it is to be understood that a transposase-based vector will contain insertion sequences recognized by the particular transposase also found in the transposase-based vector. In a preferred embodiment of the invention, the insertion sequences have been shortened to about 70 base pairs in length as compared to those found in wild-type transposons that typically contain insertion sequences of well over 100 base pairs.

While the examples provided below incorporate a "cut and insert" Tn10 based vector that is destroyed following the insertion event, the present invention also encompasses the use of a "rolling replication" type transposon-based vector. Use of a rolling replication type transposon allows multiple copies of the transposon/transgene to be made from a single transgene construct and the copies inserted. This type of transposon-based system thereby provides for insertion of multiple copies of a transgene into a single genome. A rolling replication type transposon-based vector may be preferred when the promoter operably-linked to gene of interest is endogenous to the host cell and present in a high copy number or highly expressed. However, use of a rolling replication system may require tight control to limit the insertion events to



non-lethal levels. Tn1, Tn2, Tn3, Tn4, Tn5, Tn9, Tn21, Tn501, Tn551, Tn951, Tn1721, Tn2410 and Tn2603 are examples of a rolling replication type transposon, although Tn5 could be both a rolling replication and a cut and insert type transposon.

#### Stop Codons and PolyA Sequences

5 In one embodiment, the transposon-based vector contains two stop codons operably-linked to the transposase and/or to the gene of interest. In an alternate embodiment, one stop codon of UAA or UGA is operably linked to the transposase and/or to the gene of interest. While not wanting to be bound by the following statement, it is thought that the stop codon UAG is less effective in translation  
10 termination and is therefore less desirable in the constructs described herein.

As used herein an "effective polyA sequence" refers to either a synthetic or non-synthetic sequence that contains multiple and sequential nucleotides containing an adenine base (an A polynucleotide string) and that increases expression of the gene to which it is operably-linked. A polyA sequence may be operably-linked to any gene  
15 in the transposon-based vector including, but not limited to, a transposase gene and a gene of interest. A preferred polyA sequence is optimized for use in the host animal or human. In one embodiment, the polyA sequence is optimized for use in an avian species and more specifically, a chicken. An avian optimized polyA sequence generally contains a minimum of 40 base pairs, preferably between approximately 40  
20 and several hundred base pairs, and more preferably approximately 75 base pairs that precede the A polynucleotide string and thereby separate the stop codon from the A polynucleotide string. In one embodiment of the present invention, the polyA sequence comprises a conalbumin polyA sequence as provided in SEQ ID NO:66 and as taken from GenBank accession # Y00407, base pairs 10651-11058. In another  
25 embodiment, the polyA sequence comprises a synthetic polynucleotide sequence shown in SEQ ID NO:67. In yet another embodiment, the polyA sequence comprises an avian optimized polyA sequence provided in SEQ ID NO:68. A chicken optimized polyA sequence may also have a reduced amount of CT repeats as compared to a synthetic polyA sequence.

30 It is a surprising discovery of the present invention that such an avian optimized poly A sequence increases expression of a polynucleotide to which it is operably-linked in an avian as compared to a non-avian optimized polyA sequence. Accordingly, the present invention includes methods of or increasing incorporation of

a gene of interest wherein the gene of interest resides in a transposon-based vector containing a transposase gene and wherein the transposase gene is operably linked to an avian optimized polyA sequence. The present invention also includes methods of increasing expression of a gene of interest in an avian that includes administering a gene of interest to the avian, wherein the gene of interest is operably-linked to an avian optimized polyA sequence. An avian optimized polyA nucleotide string is defined herein as a polynucleotide containing an A polynucleotide string and a minimum of 40 base pairs, preferably between approximately 40 and several hundred base pairs, and more preferably approximately 75 base pairs that precede the A polynucleotide string. The present invention further provides transposon-based vectors containing a gene of interest or transposase gene operably linked to an avian optimized polyA sequence.

#### Promoters and Enhancers

The first promoter operably-linked to the transposase gene and the second promoter operably-linked to the gene of interest can be a constitutive promoter or an inducible promoter. Constitutive promoters include, but are not limited to, immediate early cytomegalovirus (CMV) promoter, herpes simplex virus 1 (HSV1) immediate early promoter, SV40 promoter, lysozyme promoter, early and late CMV promoters, early and late HSV promoters,  $\beta$ -actin promoter, tubulin promoter, Rous-Sarcoma virus (RSV) promoter, and heat-shock protein (HSP) promoter. Inducible promoters include tissue-specific promoters, developmentally-regulated promoters and chemically inducible promoters. Examples of tissue-specific promoters include the glucose 6 phosphate (G6P) promoter, vitellogenin promoter, ovalbumin promoter, ovomucoid promoter, conalbumin promoter, ovotransferrin promoter, prolactin promoter, kidney uromodulin promoter, and placental lactogen promoter. In one embodiment, the vitellogenin promoter includes a polynucleotide sequence of SEQ ID NO:69. The G6P promoter sequence may be deduced from a rat G6P gene untranslated upstream region provided in GenBank accession number U57552.1. Examples of developmentally-regulated promoters include the homeobox promoters and several hormone induced promoters. Examples of chemically inducible promoters include reproductive hormone induced promoters and antibiotic inducible promoters such as the tetracycline inducible promoter and the zinc-inducible metallothioneine promoter.

Other inducible promoter systems include the Lac operator repressor system inducible by IPTG (isopropyl beta-D-thiogalactoside) (Cronin, A. et al. 2001. *Genes and Development*, v. 15), ecdysone-based inducible systems (Hoppe, U. C. et al. 2000. *Mol. Ther.* 1:159-164); estrogen-based inducible systems (Brasemann, S. et al. 5 1993. *Proc. Natl. Acad. Sci.* 90:1657-1661); progesterone-based inducible systems using a chimeric regulator, GLVP, which is a hybrid protein consisting of the GAL4 binding domain and the herpes simplex virus transcriptional activation domain, VP16, and a truncated form of the human progesterone receptor that retains the ability to bind ligand and can be turned on by RU486 (Wang, et al. 1994. *Proc. Natl. Acad. Sci.* 10 91:8180-8184); CID-based inducible systems using chemical inducers of dimerization (CIDs) to regulate gene expression, such as a system wherein rapamycin induces dimerization of the cellular proteins FKBP12 and FRAP (Belshaw, P. J. et al. 1996. *J. Chem. Biol.* 3:731-738; Fan, L. et al. 1999. *Hum. Gene Ther.* 10:2273-2285; Shariat, S.F. et al. 2001. *Cancer Res.* 61:2562-2571; Spencer, D.M. 1996. *Curr. Biol.* 6:839- 15 847). Chemical substances that activate the chemically inducible promoters can be administered to the animal containing the transgene of interest via any method known to those of skill in the art.

Other examples of cell or tissue-specific and constitutive promoters include but are not limited to smooth-muscle SM22 promoter, including chimeric 20 SM22alpha/telokin promoters (Hoggatt A.M. et al., 2002. *Circ Res.* 91(12):1151-9); ubiquitin C promoter (*Biochim Biophys Acta*, 2003. Jan. 3;1625(1):52-63); Hsf2 promoter; murine COMP (cartilage oligomeric matrix protein) promoter; early B cell-specific mb-1 promoter (Sigvardsson M., et al., 2002. *Mol. Cell Biol.* 22(24):8539-51); prostate specific antigen (PSA) promoter (Yoshimura I. et al., 2002, *J. Urol.* 25 168(6):2659-64); exorh promoter and pineal expression-promoting element (Asaoka Y., et al., 2002. *Proc. Natl. Acad. Sci.* 99(24):15456-61); neural and liver ceramidase gene promoters (Okino N. et al., 2002. *Biochem. Biophys. Res. Commun.* 299(1):160-6); PSP94 gene promoter/enhancer (Gabril M.Y. et al., 2002. *Gene Ther.* 9(23):1589-99); promoter of the human FAT/CD36 gene (Kuriki C., et al., 2002. *Biol.* 30 *Pharm. Bull.* 25(11):1476-8); VL30 promoter (Staplin W.R. et al., 2002. *Blood* October 24, 2002); and IL-10 promoter (Brenner S., et al., 2002. *J. Biol. Chem.* December 18, 2002).

Examples of avian promoters include, but are not limited to, promoters controlling expression of egg white proteins, such as ovalbumin, ovotransferrin (conalbumin), ovomucoid, lysozyme, ovomucin, g2 ovoglobulin, g3 ovoglobulin, ovoflavoprotein, ovostatin (ovomacroglobin), cystatin, avidin, thiamine-binding protein, glutamyl aminopeptidase minor glycoprotein 1, minor glycoprotein 2; and promoters controlling expression of egg-yolk proteins, such as vitellogenin, very low-density lipoproteins, low density lipoprotein, cobalamin-binding protein, riboflavin-binding protein, biotin-binding protein (Awade, 1996. Z. Lebensm. Unters. Forsch. 202:1-14). An advantage of using the vitellogenin promoter is that it is active during the egg-laying stage of an animal's life-cycle, which allows for the production of the protein of interest to be temporally connected to the import of the protein of interest into the egg yolk when the protein of interest is equipped with an appropriate targeting sequence. In some embodiments, the avian promoter is an oviduct-specific promoter. As used herein, the term "oviduct-specific promoter" includes, but is not limited to, ovalbumin, ovotransferrin (conalbumin), ovomucoid, lysozyme, ovomucin, g2 ovoglobulin, g3 ovoglobulin, ovoflavoprotein, and ovostatin (ovomacroglobin) promoters.

Liver-specific promoters of the present invention include, but are not limited to, the following promoters, vitellogenin promoter, G6P promoter, cholesterol-7-alpha-hydroxylase (CYP7A) promoter, phenylalanine hydroxylase (PAH) promoter, protein C gene promoter, insulin-like growth factor I (IGF-I) promoter, bilirubin UDP-glucuronosyltransferase promoter, aldolase B promoter, furin promoter, metallothioneine promoter, albumin promoter, and insulin promoter.

Also included in the present invention are promoters that can be used to target expression of a protein of interest into the milk of a milk-producing animal including, but not limited to,  $\beta$  lactoglobulin promoter, whey acidic protein promoter, lactalbumin promoter and casein promoter.

Promoters associated with cells of the immune system may also be used. Acute phase promoters such as interleukin (IL)-1 and IL-2 may be employed. Promoters for heavy and light chain Ig may also be employed. The promoters of the T cell receptor components CD4 and CD8, B cell promoters and the promoters of CR2 (complement receptor type 2) may also be employed. Immune system promoters are preferably used when the desired protein is an antibody protein.

Also included in this invention are modified promoters/enhancers wherein elements of a single promoter are duplicated, modified, or otherwise changed. In one embodiment, a steroid hormone-binding domain of the ovalbumin promoter is moved from about -6.5 kb to within approximately the first 1000 base pairs of the gene of interest. Modifying an existing promoter with promoter/enhancer elements not found naturally in the promoter, as well as building an entirely synthetic promoter, or drawing promoter/enhancer elements from various genes together on a non-natural backbone, are all encompassed by the current invention.

Accordingly, it is to be understood that the promoters contained within the transposon-based vectors of the present invention may be entire promoter sequences or fragments of promoter sequences. For example, in one embodiment, the promoter operably linked to a gene of interest is an approximately 900 base pair fragment of a chicken ovalbumin promoter (SEQ ID NO:70). The constitutive and inducible promoters contained within the transposon-based vectors may also be modified by the addition of one or more modified Kozak sequences of ACCATG (SEQ ID NO:5).

As indicated above, the present invention includes transposon-based vectors containing one or more enhancers. These enhancers may or may not be operably-linked to their native promoter and may be located at any distance from their operably-linked promoter. A promoter operably-linked to an enhancer is referred to herein as an "enhanced promoter." The enhancers contained within the transposon-based vectors are preferably enhancers found in birds, and more preferably, an ovalbumin enhancer, but are not limited to these types of enhancers. In one embodiment, an approximately 675 base pair enhancer element of an ovalbumin promoter is cloned upstream of an ovalbumin promoter with 300 base pairs of spacer DNA separating the enhancer and promoter. In one embodiment, the enhancer used as a part of the present invention comprises base pairs 1-675 of a Chicken Ovalbumin enhancer from GenBank accession #S82527.1. The polynucleotide sequence of this enhancer is provided in SEQ ID NO:71.

Also included in some of the transposon-based vectors of the present invention are cap sites and fragments of cap sites. In one embodiment, approximately 50 base pairs of a 5' untranslated region wherein the capsite resides are added on the 3' end of an enhanced promoter or promoter. An exemplary 5' untranslated region is provided

in SEQ ID NO:72. A putative cap-site residing in this 5' untranslated region preferably comprises the polynucleotide sequence provided in SEQ ID NO:73.

In one embodiment of the present invention, the first promoter operably-linked to the transposase gene is a constitutive promoter and the second promoter operably-linked to the gene of interest is a tissue-specific promoter. In the second embodiment, use of the first constitutive promoter allows for constitutive activation of the transposase gene and incorporation of the gene of interest into virtually all cell types, including the germline of the recipient animal. Although the gene of interest is incorporated into the germline generally, the gene of interest is only expressed in a tissue-specific manner. A transposon-based vector having a constitutive promoter operably-linked to the transposase gene can be administered by any route, and in one embodiment, the vector is administered to an ovary or to an artery leading to the ovary. In another embodiment, the vector is administered into the lumen of the oviduct or into an artery supplying the oviduct.

It should be noted that cell- or tissue-specific expression as described herein does not require a complete absence of expression in cells or tissues other than the preferred cell or tissue. Instead, "cell-specific" or "tissue-specific" expression refers to a majority of the expression of a particular gene of interest in the preferred cell or tissue, respectively.

When incorporation of the gene of interest into the germline is not preferred, the first promoter operably-linked to the transposase gene can be a tissue-specific promoter. For example, transfection of a transposon-based vector containing a transposase gene operably-linked to an oviduct specific promoter such as the ovalbumin promoter provides for activation of the transposase gene and incorporation of the gene of interest in the cells of the oviduct but not into the germline and other cells generally. In this embodiment, the second promoter operably-linked to the gene of interest can be a constitutive promoter or an inducible promoter. In a preferred embodiment, both the first promoter and the second promoter are an ovalbumin promoter. In embodiments wherein tissue-specific expression or incorporation is desired, it is preferred that the transposon-based vector is administered directly to the tissue of interest or to an artery leading to the tissue of interest. In a preferred embodiment, the tissue of interest is the oviduct and administration is achieved by direct injection into the lumen of the oviduct or an artery leading to the oviduct. In a

further preferred embodiment, administration is achieved by direct injection into the lumen of the magnum or the infundibulum of the oviduct.

Accordingly, cell specific promoters may be used to enhance transcription in selected tissues. In birds, for example, promoters that are found in cells of the fallopian tube, such as ovalbumin, conalbumin, ovomucoid and/or lysozyme, are used in the vectors to ensure transcription of the gene of interest in the epithelial cells and tubular gland cells of the fallopian tube, leading to synthesis of the desired protein encoded by the gene and deposition into the egg white. In mammals, promoters specific for the epithelial cells of the alveoli of the mammary gland, such as prolactin, insulin, beta lactoglobulin, whey acidic protein, lactalbumin, casein, and/or placental lactogen, are used in the design of vectors used for transfection of these cells for the production of desired proteins for deposition into the milk. In liver cells, the G6P promoter may be employed to drive transcription of the gene of interest for protein production. Proteins made in the liver of birds may be delivered to the egg yolk.

In order to achieve higher or more efficient expression of the transposase gene, the promoter and other regulatory sequences operably-linked to the transposase gene may be those derived from the host. These host specific regulatory sequences can be tissue specific as described above or can be of a constitutive nature. For example, an avian actin promoter and its associated polyA sequence can be operably-linked to a transposase in a transposase-based vector for transfection into an avian. Examples of other host specific promoters that could be operably-linked to the transposase include the myosin and DNA or RNA polymerase promoters.

#### Directing Sequences

In some embodiments of the present invention, the gene of interest is operably-linked to a directing sequence or a sequence that provides proper conformation to the desired protein encoded by the gene of interest. As used herein, the term "directing sequence" refers to both signal sequences and targeting sequences. An egg directing sequence includes, but is not limited to, an ovomucoid signal sequence, an ovalbumin signal sequence, a cecropin prepro sequence, and a vitellogenin targeting sequence. The term "signal sequence" refers to an amino acid sequence, or the polynucleotide sequence that encodes the amino acid sequence, a portion or the entirety of which directs the protein to which it is linked to the endoplasmic reticulum in a eukaryote, and more preferably the translocational pores

in the endoplasmic reticulum, or the plasma membrane in a prokaryote, or mitochondria, such as for the purpose of gene therapy for mitochondrial diseases. Signal and targeting sequences can be used to direct a desired protein into, for example, the milk, when the transposon-based vectors are administered to a milk-  
5 producing animal.

Signal sequences can also be used to direct a desired protein into, for example, a secretory pathway for incorporation into the egg yolk or the egg white, when the transposon-based vectors are administered to a bird or other egg-laying animal. The present invention also includes a gene of interest operably-linked to a second gene  
10 containing a signal sequence. An example of such an embodiment is wherein the gene of interest is operably-linked to the ovalbumin gene that contains an ovalbumin signal sequence. Other signal sequences that can be included in the transposon-based vectors include, but are not limited to the ovotransferrin and lysozyme signal sequences. In one embodiment, the signal sequence is an ovalbumin signal sequence  
15 including a sequence shown in SEQ ID NO:74. In another embodiment, the signal sequence is a shortened ovalbumin signal sequence including a sequence shown in SEQ ID NO:75 or SEQ ID NO:76.

As also used herein, the term "targeting sequence" refers to an amino acid sequence, or the polynucleotide sequence encoding the amino acid sequence, which  
20 amino acid sequence is recognized by a receptor located on the exterior of a cell. Binding of the receptor to the targeting sequence results in uptake of the protein or peptide operably-linked to the targeting sequence by the cell. One example of a targeting sequence is a vitellogenin targeting sequence that is recognized by a vitellogenin receptor (or the low density lipoprotein receptor) on the exterior of an  
25 oocyte. In one embodiment, the vitellogenin targeting sequence includes the polynucleotide sequence of SEQ ID NO:77. In another embodiment, the vitellogenin targeting sequence includes all or part of the vitellogenin gene. Other targeting sequences include VLDL and Apo E, which are also capable of binding the vitellogenin receptor. Since the ApoE protein is not endogenously expressed in birds,  
30 its presence may be used advantageously to identify birds carrying the transposon-based vectors of the present invention.



### Genes of Interest

The genes of interest in the polynucleotide cassette can be any gene, and preferably are genes that encode portions of multimeric proteins. A gene of interest may contain modifications of the codons for the first several N-terminal amino acids of the gene of interest, wherein the third base of each codon is changed to an A or a T without changing the corresponding amino acid. In one embodiment, the genes of interest are antibody genes or portions of antibody genes. Figure 2 shows a schematic drawing of a polynucleotide cassette containing an antibody heavy chain and an antibody light chain as two genes of interest. Antibodies used in or encoded by the polynucleotide cassettes of the present invention include, but are not limited to, IgG, IgM, IgA, IgD, IgE, IgY, lambda chains, kappa chains, bi-specific antibodies, and fragments thereof; scFv fragments, Fc fragments, and Fab fragments as well as dimeric, trimeric and oligomeric forms of antibody fragments. Desired antibodies include, but are not limited to, naturally occurring antibodies, human antibodies, humanized antibodies, autoantibodies and hybrid antibodies. Genes encoding modified versions of naturally occurring antibodies or fragments thereof and genes encoding artificially designed antibodies or fragments thereof may be incorporated into the transposon-based vectors of the present invention. Desired antibodies also include antibodies with the ability to bind specific ligands, for example, antibodies against proteins associated with cancer-related molecules, such as anti-her 2, or anti-CA125. Accordingly, the present invention encompasses a polynucleotide cassette as described herein containing one or more genes encoding a heavy immunoglobulin (Ig) chain and a light Ig chain.

Antibodies that may be produced using the present invention include, but are not limited to, antibodies for use in cancer immunotherapy against specific antigens, or for providing passive immunity to an animal or a human against an infectious disease or a toxic agent. The antibodies prepared using the methods of the present invention may also be designed to possess specific labels that may be detected through means known to one of ordinary skill in the art. For example, antibodies may be labeled with a fluorescent label attached that may be detected following exposure to specific wavelengths. Such labeled antibodies may be primary antibodies directed to a specific antigen, for example, rhodamine-labeled rabbit anti-growth hormone, or may be labeled secondary antibodies, such as fluorescein-labeled goat-anti chicken

IgG. Such labeled antibodies are known to one of ordinary skill in the art. The antibodies may also be designed to possess specific sequences useful for purification through means known to one of ordinary skill in the art. Labels useful for attachment to antibodies are also known to one of ordinary skill in the art. Some of these labels  
5 are described in the "Handbook of Fluorescent Probes and Research Products", ninth edition, Richard P. Haugland (ed) Molecular Probes, Inc. Eugene, OR), which is incorporated herein in its entirety. Antibodies produced with the present invention may be used as laboratory reagents for numerous applications including radioimmunoassay, western blots, dot blots, ELISA, immunoaffinity columns and  
10 other procedures requiring antibodies as known to one of ordinary skill in the art. Such antibodies include primary antibodies, secondary antibodies and tertiary antibodies, which may be labeled or unlabeled.

Additional antibodies that may be made with the practice of the present invention include, but are not limited to, primary antibodies, secondary antibodies,  
15 designer antibodies, anti-protein antibodies, anti-peptide antibodies, anti-DNA antibodies, anti-RNA antibodies, anti-hormone antibodies, anti-hypophysiotropic peptides, antibodies against non-natural antigens, anti-anterior pituitary hormone antibodies, anti-posterior pituitary hormone antibodies, anti-venom antibodies, anti-tumor marker antibodies, antibodies directed against epitopes associated with  
20 infectious disease, including, anti-viral, anti-bacterial, anti-protozoal, anti-fungal, anti-parasitic, anti-receptor, anti-lipid, anti-phospholipid, anti-growth factor, anti-cytokine, anti-monokine, anti-idiotypic, and anti-accessory (presentation) protein antibodies. Antibodies made with the present invention, as well as light chains or heavy chains, may also be used to inhibit enzyme activity.

25 Antibodies that may be produced using the present invention include, but are not limited to, antibodies made against the following proteins: Bovine  $\gamma$ -Globulin, Serum; Bovine IgG, Plasma; Chicken  $\gamma$ -Globulin, Serum; Human  $\gamma$ -Globulin, Serum; Human IgA, Plasma; Human IgA<sub>1</sub>, Myeloma; Human IgA<sub>2</sub>, Myeloma; Human IgA<sub>2</sub>, Plasma; Human IgD, Plasma; Human IgE, Myeloma; Human IgG, Plasma; Human  
30 IgG, Fab Fragment, Plasma; Human IgG, F(ab')<sub>2</sub> Fragment, Plasma; Human IgG, Fc Fragment, Plasma; Human IgG<sub>1</sub>, Myeloma; Human IgG<sub>2</sub>, Myeloma; Human IgG<sub>3</sub>, Myeloma; Human IgG<sub>4</sub>, Myeloma; Human IgM, Myeloma; Human IgM, Plasma; Human Immunoglobulin, Light Chain  $\kappa$ , Urine; Human Immunoglobulin, Light

Chains  $\kappa$  and  $\lambda$ , Plasma; Mouse  $\gamma$ -Globulin, Serum; Mouse IgG, Serum; Mouse IgM, Myeloma; Rabbit  $\gamma$ -Globulin, Serum; Rabbit IgG, Plasma; and Rat  $\gamma$ -Globulin, Serum. In one embodiment, the transposon-based vector comprises the coding sequence of light and heavy chains of a murine monoclonal antibody that shows  
5 specificity for human seminoprotein (GenBank Accession numbers AY129006 and AY129304 for the light and heavy chains, respectively).

A further non-limiting list of antibodies that recognize other antibodies and that may be produced using the present invention is as follows: Anti-Chicken IgG, heavy (H) & light (L) Chain Specific (Sheep); Anti-Goat  $\gamma$ -Globulin (Donkey); Anti-  
10 Goat IgG, Fc Fragment Specific (Rabbit); Anti-Guinea Pig  $\gamma$ -Globulin (Goat); Anti-Human Ig, Light Chain, Type  $\kappa$  Specific; Anti-Human Ig, Light Chain, Type  $\lambda$  Specific; Anti-Human IgA,  $\alpha$ -Chain Specific (Goat); Anti-Human IgA, Fab Fragment Specific; Anti-Human IgA, Fc Fragment Specific; Anti-Human IgA, Secretory; Anti-Human IgE,  $\epsilon$ -Chain Specific (Goat); Anti-Human IgE, Fc Fragment Specific; Anti-  
15 Human IgG, Fc Fragment Specific (Goat); Anti-Human IgG,  $\gamma$ -Chain Specific (Goat); Anti-Human IgG, Fc Fragment Specific; Anti-Human IgG, Fd Fragment Specific; Anti-Human IgG, H & L Chain Specific (Goat); Anti-Human IgG<sub>1</sub>, Fc Fragment Specific; Anti-Human IgG<sub>2</sub>, Fc Fragment Specific; Anti-Human IgG<sub>2</sub>, Fd Fragment Specific; Anti-Human IgG<sub>3</sub>, Hinge Specific; Anti-Human IgG<sub>4</sub>, Fc Fragment Specific;  
20 Anti-Human IgM, Fc Fragment Specific; Anti-Human IgM,  $\mu$ -Chain Specific; Anti-Mouse IgE,  $\epsilon$ -Chain Specific; Anti-Mouse  $\gamma$ -Globulin (Goat); Anti-Mouse IgG,  $\gamma$ -Chain Specific (Goat); Anti-Mouse IgG,  $\gamma$ -Chain Specific (Goat) F(ab')<sub>2</sub> Fragment; Anti-Mouse IgG, H & L Chain Specific (Goat); Anti-Mouse IgM,  $\mu$ -Chain Specific (Goat); Anti-Mouse IgM, H & L Chain Specific (Goat); Anti-Rabbit  $\gamma$ -Globulin  
25 (Goat); Anti-Rabbit IgG, Fc Fragment Specific (Goat); Anti-Rabbit IgG, H & L Chain Specific (Goat); Anti-Rat  $\gamma$ -Globulin (Goat); Anti-Rat IgG, H & L Chain Specific; Anti-Rhesus Monkey  $\gamma$ -Globulin (Goat); and, Anti-Sheep IgG, H & L Chain Specific.

Antibodies that bind a particular ligand may also be produced. Exemplary ligands are as follows: adrenomedulin, amylin, calcitonin, amyloid, calcitonin gene-  
30 related peptide, cholecystokinin, gastrin, gastric inhibitory peptide, gastrin releasing peptide, interleukin, interferon, cortistatin, somatostatin, endothelin, sarafotoxin, glucagon, glucagon-like peptide, insulin, atrial natriuretic peptide, BNP, CNP, neurokinin, substance P, leptin, neuropeptide Y, melanin concentrating hormone,

melanocyte stimulating hormone, orphanin, endorphin, dynorphin, enkephalin, enkephalin, leumorphin, peptide F, PACAP, PACAP-related peptide, parathyroid hormone, urocortin, corticotrophin releasing hormone, PHM, PHI, vasoactive intestinal polypeptide, secretin, ACTH, angiotensin, angiotatin, bombesin, 5 endostatin, bradykinin, FMRF amide, galanin, gonadotropin releasing hormone (GnRH) associated peptide, GnRH, growth hormone releasing hormone, inhibin, granulocyte-macrophage colony stimulating factor (GM-CSF), motilin, neurotensin, oxytocin, vasopressin, osteocalcin, pancreastatin, pancreatic polypeptide, peptide YY, proopiomelanocortin, transforming growth factor, vascular endothelial growth factor, 10 vesicular monoamine transporter, vesicular acetylcholine transporter, ghrelin, NPW, NPB, C3d, prokineticin, thyroid stimulating hormone, luteinizing hormone, follicle stimulating hormone, prolactin, growth hormone, beta-lipotropin, melatonin, kallikriens, kinins, prostaglandins, erythropoietin, p146 (SEQ ID NO:78 amino acid sequence, SEQ ID NO:79, nucleotide sequence), estrogen, testosterone, 15 corticosteroids, mineralocorticoids, thyroid hormone, thymic hormones, connective tissue proteins, nuclear proteins, actin, avidin, activin, agrin, albumin, and prohormones, propeptides, splice variants, fragments and analogs thereof.

The following is yet another non-limiting of antibodies that can be produced by the methods of present invention: abciximab (ReoPro), abciximab anti-platelet 20 aggregation monoclonal antibody, anti-CD11a (hu1124), anti-CD18 antibody, anti-CD20 antibody, anti-cytomegalovirus (CMV) antibody, anti-digoxin antibody, anti-hepatitis B antibody, anti-HER-2 antibody, anti-idiotypic antibody to GD3 glycolipid, anti-IgE antibody, anti-IL-2R antibody, antimetastatic cancer antibody (mAb 17-1A), anti-rabies antibody, anti-respiratory syncytial virus (RSV) antibody, anti-Rh 25 antibody, anti-TCR, anti-TNF antibody, anti-VEGF antibody and Fab fragment thereof, rattlesnake venom antibody, black widow spider venom antibody, coral snake venom antibody, antibody against very late antigen-4 (VLA-4), C225 humanized antibody to EGF receptor, chimeric (human & mouse) antibody against TNF $\alpha$ , antibody directed against GPIIb/IIIa receptor on human platelets, gamma globulin, 30 anti-hepatitis B immunoglobulin, human anti-D immunoglobulin, human antibodies against *S aureus*, human tetanus immunoglobulin, humanized antibody against the epidermal growth receptor-2, humanized antibody against the  $\alpha$  subunit of the interleukin-2 receptor, humanized antibody CTLA4IG, humanized antibody to the

IL-2 R  $\alpha$ -chain, humanized anti-CD40-ligand monoclonal antibody (5c8), humanized mAb against the epidermal growth receptor-2, humanized mAb to rous sarcoma virus, humanized recombinant antibody (IgG1k) against respiratory syncytial virus (RSV), lymphocyte immunoglobulin (anti-thymocyte antibody), lymphocyte  
5 immunoglobulin, mAb against factor VII, MDX-210 bi-specific antibody against HER-2, MDX-22, MDX-220 bi-specific antibody against TAG-72 on tumors, MDX-33 antibody to Fc $\gamma$ R1 receptor, MDX-447 bi-specific antibody against EGF receptor, MDX-447 bispecific humanized antibody to EGF receptor, MDX-RA immunotoxin (ricin A linked) antibody, Medi-507 antibody (humanized form of BTI-322) against  
10 CD2 receptor on T-cells, monoclonal antibody LDP-02, muromonab-CD3(OKT3) antibody, OKT3 ("muromomab-CD3") antibody, PRO 542 antibody, ReoPro ("abciximab") antibody, and TNF-IgG fusion protein.

Another non-limiting list of the antibodies that may be produced using the present invention is provided in product catalogs of companies such as Phoenix  
15 Pharmaceuticals, Inc. ([www.phoenixpeptide.com](http://www.phoenixpeptide.com); 530 Harbor Boulevard, Belmont, CA), Peninsula Labs San Carlos CA, SIGMA, St.Louis, MO [www.sigmaaldrich.com](http://www.sigmaaldrich.com), Cappel ICN, Irvine, California, [www.icnbiomed.com](http://www.icnbiomed.com), and Calbiochem, La Jolla, California, [www.calbiochem.com](http://www.calbiochem.com), which are all incorporated herein by reference in their entirety. The polynucleotide sequences encoding these antibodies  
20 may be obtained from the scientific literature, from patents, and from databases such as GenBank. Alternatively, one of ordinary skill in the art may design the antibody polynucleotide sequence by choosing the codons that encode for each amino acid in the desired antibody.

Genes encoding protein and peptide hormones are a preferred class of genes of  
25 interest in the present invention. Such protein and peptide hormones are synthesized throughout the endocrine system and include, but are not limited to, hypothalamic hormones and hypophysiotropic hormones, anterior, intermediate and posterior pituitary hormones, pancreatic islet hormones, hormones made in the gastrointestinal system, renal hormones, thymic hormones, parathyroid hormones, adrenal cortical  
30 and medullary hormones. Specifically, hormones that can be produced using the present invention include, but are not limited to, chorionic gonadotropin, corticotropin, erythropoietin, glucagons, IGF-1, oxytocin, platelet-derived growth factor, calcitonin, follicle-stimulating hormone, luteinizing hormone, thyroid-

stimulating hormone, insulin, gonadotropin-releasing hormone and its analogs, vasopressin, octreotide, somatostatin, prolactin, adrenocorticotrophic hormone, antidiuretic hormone, thyrotropin-releasing hormone (TRH), growth hormone-releasing hormone (GHRH), dopamine, melatonin, thyroxin (T<sub>4</sub>), parathyroid hormone (PTH), glucocorticoids such as cortisol, mineralocorticoids such as aldosterone, androgens such as testosterone, adrenaline (epinephrine), noradrenaline (norepinephrine), estrogens such as estradiol, progesterone, glucagons, calcitriol, calciferol, atrial-natriuretic peptide, gastrin, secretin, cholecystikinin (CCK), neuropeptide Y, ghrelin, PYY<sub>3-36</sub>, angiotensinogen, thrombopoietin, and leptin. By using appropriate polynucleotide sequences, species-specific hormones may be made by transgenic animals.

In one embodiment of the present invention, the gene of interest is a proinsulin gene and the desired molecule is insulin. Proinsulin consists of three parts: a C-peptide and two strands of amino acids (the alpha and beta chains) that later become linked together to form the insulin molecule. In these embodiments, proinsulin is expressed in the oviduct tubular gland cells and then deposited in the egg white. One example of a proinsulin polynucleotide sequence is shown in SEQ ID NO:80, wherein the C-peptide cleavage site spans from Arg at position 31 to Arg at position 65.

Further included in the present invention are genes of interest that encode proteins and peptides synthesized by the immune system including those synthesized by the thymus, lymph nodes, spleen, and the gastrointestinal associated lymph tissues (GALT) system. The immune system proteins and peptides proteins that can be made in transgenic animals using the polynucleotide cassettes of the present invention include, but are not limited to, alpha-interferon, beta-interferon, gamma-interferon, alpha-interferon A, alpha-interferon 1, G-CSF, GM-CSF, interleukin-1 (IL-1), IL-2, IL-3, IL-4, IL-5, IL-6, IL-7, IL-8, IL-9, IL-10, IL-11, IL-12, IL-13, TNF- $\alpha$ , and TNF- $\beta$ . Other cytokines included in the present invention include cardiotrophin, stromal cell derived factor, macrophage derived chemokine (MDC), melanoma growth stimulatory activity (MGSA), macrophage inflammatory proteins 1 alpha (MIP-1 alpha), 2, 3 alpha, 3 beta, 4 and 5.

Genes encoding lytic peptides such as p146 are also included in the genes of interest of the present invention. In one embodiment, the p146 peptide comprises an amino acid sequence of SEQ ID NO:78. The present invention also encompasses a

polynucleotide cassette comprising a p146 nucleic acid having a sequence of SEQ ID NO:79.

Enzymes are another class of proteins that may be encoded by the polynucleotide cassettes of the present invention. Such enzymes include but are not limited to adenosine deaminase, alpha-galactosidase, cellulase, collagenase, dnaseI, hyaluronidase, lactase, L-asparaginase, pancreatin, papain, streptokinase B, subtilisin, superoxide dismutase, thrombin, trypsin, urokinase, fibrinolysin, glucocerebrosidase and plasminogen activator. In some embodiments wherein the enzyme could have deleterious effects, additional amino acids and a protease cleavage site are added to the carboxy end of the enzyme of interest in order to prevent expression of a functional enzyme. Subsequent digestion of the enzyme with a protease results in activation of the enzyme.

Extracellular matrix proteins are one class of desired proteins that may be encoded by the polynucleotide cassettes of the present invention. Examples include but are not limited to collagen, fibrin, elastin, laminin, and fibronectin and subtypes thereof. Intracellular proteins and structural proteins are other classes of desired proteins in the present invention.

Growth factors are another desired class of proteins that may be encoded by the polynucleotide cassettes of the present invention and include, but are not limited to, transforming growth factor- $\alpha$  ("TGF- $\alpha$ "), transforming growth factor- $\beta$  (TGF- $\beta$ ), platelet-derived growth factors (PDGF), fibroblast growth factors (FGF), including FGF acidic isoforms 1 and 2, FGF basic form 2 and FGF 4, 8, 9 and 10, nerve growth factors (NGF) including NGF 2.5s, NGF 7.0s and beta NGF and neurotrophins, brain derived neurotrophic factor, cartilage derived factor, growth factors for stimulation of the production of red blood cells, growth factors for stimulation of the production of white blood cells, bone growth factors (BGF), basic fibroblast growth factor, vascular endothelial growth factor (VEGF), granulocyte colony stimulating factor (G-CSF), insulin like growth factor (IGF) I and II, hepatocyte growth factor, glial neurotrophic growth factor (GDNF), stem cell factor (SCF), keratinocyte growth factor (KGF), transforming growth factors (TGF), including TGFs alpha, beta, beta1, beta2, beta3, skeletal growth factor, bone matrix derived growth factors, bone derived growth factors, erythropoietin (EPO) and mixtures thereof.

Another desired class of proteins that may be encoded by the polynucleotide cassettes of the present invention include, but are not limited to, leptin, leukemia inhibitory factor (LIF), tumor necrosis factor alpha and beta, ENBREL, angiostatin, endostatin, thrombospondin, osteogenic protein-1, bone morphogenetic proteins 2 and 5 7, osteonectin, somatomedin-like peptide, and osteocalcin.

Yet another desired class of proteins encoded by the genes of interest are blood proteins or clotting cascade protein including albumin, Prekallikrein, High molecular weight kininogen (HMWK) (contact activation cofactor; Fitzgerald, Flaoujeac Williams factor), Factor I (Fibrinogen), Factor II (prothrombin), Factor III (Tissue 10 Factor), Factor IV (calcium), Factor V (proaccelerin, labile factor, accelerator (Ac-) globulin), Factor VI (Va) (accelerin), Factor VII (proconvertin), serum prothrombin conversion accelerator (SPCA), cothromboplastin), Factor VIII (antihemophilic factor A, antihemophilic globulin (AHG)), Factor IX (Christmas Factor, antihemophilic factor B, plasma thromboplastin component (PTC)), Factor X (Stuart- 15 Prower Factor), Factor XI (Plasma thromboplastin antecedent (PTA)), Factor XII (Hageman Factor), Factor XIII (rotransglutaminase, fibrin stabilizing factor (FSF), fibrinolygase), von Willebrand factor, Protein C, Protein S, Thrombomodulin, Antithrombin III.

A non-limiting list of the peptides and proteins that may be encoded by the 20 polynucleotide cassettes of the present invention is provided in product catalogs of companies such as Phoenix Pharmaceuticals, Inc. ([www.phoenixpeptide.com](http://www.phoenixpeptide.com); 530 Harbor Boulevard, Belmont, CA), Peninsula Labs (San Carlos CA), SIGMA, (St. Louis, MO [www.sigma-aldrich.com](http://www.sigma-aldrich.com)), Cappel ICN (Irvine, California, [www.icnbiomed.com](http://www.icnbiomed.com)), and Calbiochem (La Jolla, California, [www.calbiochem.com](http://www.calbiochem.com)). 25 The polynucleotide sequences encoding these proteins and peptides of interest may be obtained from the scientific literature, from patents, and from databases such as GenBank. Alternatively, one of ordinary skill in the art may design the polynucleotide sequence to be incorporated into the genome by choosing the codons that encode for each amino acid in the desired protein or peptide.

30 Some of these desired proteins or peptides that may be encoded by the polynucleotide cassettes of the present invention include but are not limited to the following: adrenomedulin, amylin, calcitonin, amyloid, calcitonin gene-related peptide, cholecystokinin, gastrin, gastric inhibitory peptide, gastrin releasing peptide,



interleukin, interferon, cortistatin, somatostatin, endothelin, sarafotoxin, glucagon, glucagon-like peptide, insulin, atrial natriuretic peptide, BNP, CNP, neurokinin, substance P, leptin, neuropeptide Y, melanin concentrating hormone, melanocyte stimulating hormone, orphanin, endorphin, dynorphin, enkephalin, leuomorphin, peptide F, PACAP, PACAP-related peptide, parathyroid hormone, urocortin, corticotrophin releasing hormone, PHM, PHI, vasoactive intestinal polypeptide, secretin, ACTH, angiotensin, angiostatin, bombesin, endostatin, bradykinin, FMRF amide, galanin, gonadotropin releasing hormone (GnRH) associated peptide, GnRH, growth hormone releasing hormone, inhibin, granulocyte-macrophage colony stimulating factor (GM-CSF), motilin, neurotensin, oxytocin, vasopressin, osteocalcin, pancreastatin, pancreatic polypeptide, peptide YY, proopiomelanocortin, transforming growth factor, vascular endothelial growth factor, vesicular monoamine transporter, vesicular acetylcholine transporter, ghrelin, NPW, NPB, C3d, prokineticin, thyroid stimulating hormone, luteinizing hormone, follicle stimulating hormone, prolactin, growth hormone, beta-lipotropin, melatonin, kallikriens, kinins, prostaglandins, erythropoietin, p146 (SEQ ID NO:78, amino acid sequence, SEQ ID NO:79, nucleotide sequence), thymic hormones, connective tissue proteins, nuclear proteins, actin, avidin, activin, agrin, albumin, apolipoproteins, apolipoprotein A, apolipoprotein B, and prohormones, propeptides, splice variants, fragments and analogs thereof.

Other desired proteins that may be encoded by the polynucleotide cassettes of the present invention include bacitracin, polymixin b, vancomycin, cyclosporine, anti-RSV antibody, alpha-1 antitrypsin (AAT), anti-cytomegalovirus antibody, anti-hepatitis antibody, anti-inhibitor coagulant complex, anti-rabies antibody, anti-Rh(D) antibody, adenosine deaminase, anti-digoxin antibody, antivenin crotalidae (rattlesnake venom antibody), antivenin latrodectus (black widow spider venom antibody), antivenin micrurus (coral snake venom antibody), aprotinin, corticotropin (ACTH), diphtheria antitoxin, lymphocyte immune globulin (anti-thymocyte antibody), protamine, thyrotropin, capreomycin,  $\alpha$ -galactosidase, gramicidin, streptokinase, tetanus toxoid, tyrothricin, IGF-1, proteins of varicella vaccine, anti-TNF antibody, anti-IL-2r antibody, anti-HER-2 antibody, OKT3 ("muromonab-CD3") antibody, TNF-IgG fusion protein, ReoPro ("abciximab") antibody, ACTH fragment 1-24, desmopressin, gonadotropin-releasing hormone, histrelin, leuprolide,

lypressin, nafarelin, peptide that binds GPIIb/GPIIIa on platelets (integrilin), goserelin, capreomycin, colistin, anti-respiratory syncytial virus, lymphocyte immune globulin (Thymoglovin, Atgam), panorex, alpha-antitrypsin, botulinin, lung surfactant protein, tumor necrosis receptor-IgG fusion protein (enbrel), gonadorelin, proteins of  
5 influenza vaccine, proteins of rotavirus vaccine, proteins of haemophilus b conjugate vaccine, proteins of poliovirus vaccine, proteins of pneumococcal conjugate vaccine, proteins of meningococcal C vaccine, proteins of influenza vaccine, megakaryocyte growth and development factor (MGDF), neuroimmunophilin ligand-A (NIL-A), brain-derived neurotrophic factor (BDNF), glial cell line-derived neurotrophic factor (GDNF), leptin (native), leptin B, leptin C, IL-1RA (interleukin-1RA), R-568, novel  
10 erythropoiesis-stimulating protein (NESP), humanized mAb to rous sarcoma virus (MEDI-493), glutamyl-tryptophan dipeptide IM862, LFA-3TIP immunosuppressive, humanized anti-CD40-ligand monoclonal antibody (5c8), gelsonin enzyme, tissue factor pathway inhibitor (TFPI), proteins of meningitis B vaccine, antimetastatic cancer antibody (mAb 17-1A), chimeric (human & mouse) mAb against TNF $\alpha$ , mAb  
15 against factor VII, relaxin, capreomycin, glycopeptide (LY333328), recombinant human activated protein C (rhAPC), humanized mAb against the epidermal growth receptor-2, altepase, anti-CD20 antigen, C2B8 antibody, insulin-like growth factor-1, atrial natriuretic peptide (anaritide), tenectaplastase, anti-CD11a antibody (hu 1124),  
20 anti-CD18 antibody, mAb LDP-02, anti-VEGF antibody, Fab fragment of anti-VEGF Ab, APO2 ligand (tumor necrosis factor-related apoptosis-inducing ligand), rTGF- $\beta$  (transforming growth factor- $\beta$ ), alpha-antitrypsin, ananain (a pineapple enzyme), humanized mAb CTLA4IG, PRO 542 (mAb), D2E7 (mAb), calf intestine alkaline phosphatase,  $\alpha$ -L-iduronidase,  $\alpha$ -L-galactosidase (humanglutamic acid decarboxylase,  
25 acid sphingomyelinase, bone morphogenetic protein-2 (rhBMP-2), proteins of HIV vaccine, T cell receptor (TCR) peptide vaccine, TCR peptides, V beta 3 and V beta 13.1. (IR502), (IR501), BI 1050/1272 mAb against very late antigen-4 (VLA-4), C225 humanized mAb to EGF receptor, anti-idiotypic antibody to GD3 glycolipid, antibacterial peptide against *H. pylori*, MDX-447 bispecific humanized mAb to EGF  
30 receptor, anti-cytomegalovirus (CMV), Medi-491 B19 parvovirus vaccine, humanized recombinant mAb (IgG1k) against respiratory syncytial virus (RSV), urinary tract infection vaccine (against "pili" on *Escherechia coli* strains), proteins of lyme disease vaccine against *B. burgdorferi* protein (DbpA), proteins of Medi-501 human

5 papilloma virus-11 vaccine (HPV), *Streptococcus pneumoniae* vaccine, Medi-507 mAb (humanized form of BTI-322) against CD2 receptor on T-cells, MDX-33 mAb to Fc $\gamma$ R1 receptor, MDX-RA immunotoxin (ricin A linked) mAb, MDX-210 bi-specific mAb against HER-2, MDX-447 bi-specific mAb against EGF receptor, 10 MDX-22, MDX-220 bi-specific mAb against TAG-72 on tumors, colony-stimulating factor (CSF) (molgramostim), humanized mAb to the IL-2 R  $\alpha$ -chain (basiliximab), mAb to IgE (IGE 025A), myelin basic protein-altered peptide (MSP771A), humanized mAb against the epidermal growth receptor-2, humanized mAb against the  $\alpha$  subunit of the interleukin-2 receptor, low molecular weight heparin, anti-hemophillic factor, and bactericidal/permeability-increasing protein (r-BPI).

Other multimeric proteins that may be produced using the present invention are as follows: factors involved in the synthesis or replication of DNA, such as DNA polymerase alpha and DNA polymerase delta; proteins involved in the production of mRNA, such as TFIID and TFIIF; cell, nuclear and other membrane-associated 15 proteins, such as hormone and other signal transduction receptors, active transport proteins and ion channels, multimeric proteins in the blood, including hemoglobin, fibrinogen and von Willabrand's Factor; proteins that form structures within the cell, such as actin, myosin, and tubulin and other cytoskeletal proteins; proteins that form structures in the extra cellular environment, such as collagen, elastin and fibronectin; 20 proteins involved in intra- and extra-cellular transport, such as kinesin and dynein, the SNARE family of proteins (soluble NSF attachment protein receptor) and clathrin; proteins that help regulate chromatin structure, such as histones and protamines, Swi3p, Rsc8p and moira; multimeric transcription factors such as Fos, Jun and CBTF (CCAAT box transcription factor); multimeric enzymes such as acetylcholinesterase 25 and alcohol dehydrogenase; chaperone proteins such as GroE, Gro EL (chaperonin 60) and Gro ES(chaperonin 10); anti-toxins, such as snake venom, botulism toxin, Streptococcus super antigens; lysins (enzymes from bacteriophage and viruses); as well as most allosteric proteins.

The multimeric proteins made using the present invention may be labeled 30 using labels and techniques known to one of ordinary skill in the art. Some of these labels are described in the "Handbook of Fluorescent Probes and Research Products", ninth edition, Richard P. Haugland (ed) Molecular Probes, Inc. Eugene, OR), which is incorporated herein in its entirety. Some of these labels may be genetically

engineered into the polynucleotide sequence for the expression of the selected multimeric protein. The peptides and proteins may also have label-incorporation "handles" incorporated to allow labeling of an otherwise difficult or impossible to label multimeric protein.

5 It is to be understood that the various classes of desired peptides and proteins, as well as specific peptides and proteins described in this section may be modified as described below by inserting selected codons for desired amino acid substitutions into the gene incorporated into the transgenic animal.

10 The present invention may also be used to produce desired molecules other than proteins and peptides including, but not limited to, lipoproteins such as high density lipoprotein (HDL), HDL-Milano, and low density lipoprotein, lipids, carbohydrates, siRNA and ribozymes. In these embodiments, a gene of interest encodes a nucleic acid molecule or a protein that directs production of the desired molecule.

15 The present invention further encompasses the use of inhibitory molecules to inhibit endogenous (i.e., non-vector) protein production. These inhibitory molecules include antisense nucleic acids, siRNA and inhibitory proteins. In a preferred embodiment, the endogenous protein whose expression is inhibited is an egg white protein including, but not limited to ovalbumin, ovotransferrin, and ovomucin  
20 ovomucoid, ovoinhibitor, cystatin, ovostatin, lysozyme, ovoglobulin G2, ovoglobulin G3, avidin, and thiamin binding protein. In one embodiment, a polynucleotide cassette containing an ovalbumin DNA sequence, that upon transcription forms a double stranded RNA molecule, is transfected into an animal such as a bird and the bird's production of endogenous ovalbumin protein is reduced by the interference  
25 RNA mechanism (RNAi). In other embodiments, a polynucleotide cassette encodes an inhibitory RNA molecule that inhibits the expression of more than one egg white protein. Additionally, inducible knockouts or knockdowns of the endogenous protein may be created to achieve a reduction or inhibition of endogenous protein production. Endogenous egg white production can be inhibited in an avian at any time, but is  
30 preferably inhibited preceding, or immediately preceding, the harvest of eggs.

#### Modified Desired Proteins and Peptides

The present invention may be used for the production of multimeric proteins. "Proteins", "peptides," "polypeptides" and "oligopeptides" are chains of amino acids

(typically L-amino acids) whose alpha carbons are linked through peptide bonds formed by a condensation reaction between the carboxyl group of the alpha carbon of one amino acid and the amino group of the alpha carbon of another amino acid. The terminal amino acid at one end of the chain (i.e., the amino terminal) has a free amino group, while the terminal amino acid at the other end of the chain (i.e., the carboxy terminal) has a free carboxyl group. As such, the term "amino terminus" (abbreviated N-terminus) refers to the free alpha-amino group on the amino acid at the amino terminal of the protein, or to the alpha-amino group (imino group when participating in a peptide bond) of an amino acid at any other location within the protein. Similarly, the term "carboxy terminus" (abbreviated C-terminus) refers to the free carboxyl group on the amino acid at the carboxy terminus of a protein, or to the carboxyl group of an amino acid at any other location within the protein.

Typically, the amino acids making up a protein are numbered in order, starting at the amino terminal and increasing in the direction toward the carboxy terminal of the protein. Thus, when one amino acid is said to "follow" another, that amino acid is positioned closer to the carboxy terminal of the protein than the preceding amino acid.

The term "residue" is used herein to refer to an amino acid (D or L) or an amino acid mimetic that is incorporated into a protein by an amide bond. As such, the amino acid may be a naturally occurring amino acid or, unless otherwise limited, may encompass known analogs of natural amino acids that function in a manner similar to the naturally occurring amino acids (i.e., amino acid mimetics). Moreover, an amide bond mimetic includes peptide backbone modifications well known to those skilled in the art.

Furthermore, one of skill will recognize that, as mentioned above, individual substitutions, deletions or additions which alter, add or delete a single amino acid or a small percentage of amino acids (typically less than about 5%, more typically less than about 1%) in an encoded sequence are conservatively modified variations where the alterations result in the substitution of an amino acid with a chemically similar amino acid. Conservative substitution tables providing functionally similar amino acids are well known in the art. The following six groups each contain amino acids that are conservative substitutions for one another:

- 1) Alanine (A), Serine (S), Threonine (T);
- 2) Aspartic acid (D), Glutamic acid (E);

- 3) Asparagine (N), Glutamine (Q);
- 4) Arginine (R), Lysine (K);
- 5) Isoleucine (I), Leucine (L), Methionine (M), Valine (V); and
- 6) Phenylalanine (F), Tyrosine (Y), Tryptophan (W).

5           A conservative substitution is a substitution in which the substituting amino acid (naturally occurring or modified) is structurally related to the amino acid being substituted, i.e., has about the same size and electronic properties as the amino acid being substituted. Thus, the substituting amino acid would have the same or a similar functional group in the side chain as the original amino acid. A “conservative  
10 substitution” also refers to utilizing a substituting amino acid which is identical to the amino acid being substituted except that a functional group in the side chain is protected with a suitable protecting group.

          Suitable protecting groups are described in Green and Wuts, “Protecting Groups in Organic Synthesis”, John Wiley and Sons, Chapters 5 and 7, 1991, the  
15 teachings of which are incorporated herein by reference. Preferred protecting groups are those which facilitate transport of the peptide through membranes, for example, by reducing the hydrophilicity and increasing the lipophilicity of the peptide, and which can be cleaved, either by hydrolysis or enzymatically (Ditter et al., 1968. J. Pharm. Sci. 57:783; Ditter et al., 1968. J. Pharm. Sci. 57:828; Ditter et al., 1969. J. Pharm. Sci. 58:557; King et al., 1987. Biochemistry 26:2294; Lindberg et al., 1989. Drug  
20 Metabolism and Disposition 17:311; Tunek et al., 1988. Biochem. Pharm. 37:3867; Anderson et al., 1985 Arch. Biochem. Biophys. 239:538; and Singhal et al., 1987. FASEB J. 1:220). Suitable hydroxyl protecting groups include ester, carbonate and carbamate protecting groups. Suitable amine protecting groups include acyl groups  
25 and alkoxy or aryloxy carbonyl groups, as described above for N-terminal protecting groups. Suitable carboxylic acid protecting groups include aliphatic, benzyl and aryl esters, as described below for C-terminal protecting groups. In one embodiment, the carboxylic acid group in the side chain of one or more glutamic acid or aspartic acid residues in a peptide of the present invention is protected, preferably as a methyl,  
30 ethyl, benzyl or substituted benzyl ester, more preferably as a benzyl ester.

          Provided below are groups of naturally occurring and modified amino acids in which each amino acid in a group has similar electronic and steric properties. Thus, a conservative substitution can be made by substituting an amino acid with another

amino acid from the same group. It is to be understood that these groups are non-limiting, i.e. that there are additional modified amino acids which could be included in each group.

5 Group I includes leucine, isoleucine, valine, methionine and modified amino acids having the following side chains: ethyl, n-propyl n-butyl. Preferably, Group I includes leucine, isoleucine, valine and methionine.

Group II includes glycine, alanine, valine and a modified amino acid having an ethyl side chain. Preferably, Group II includes glycine and alanine.

10 Group III includes phenylalanine, phenylglycine, tyrosine, tryptophan, cyclohexylmethyl glycine, and modified amino residues having substituted benzyl or phenyl side chains. Preferred substituents include one or more of the following: halogen, methyl, ethyl, nitro,  $-\text{NH}_2$ , methoxy, ethoxy and  $-\text{CN}$ . Preferably, Group III includes phenylalanine, tyrosine and tryptophan.

15 Group IV includes glutamic acid, aspartic acid, a substituted or unsubstituted aliphatic, aromatic or benzylic ester of glutamic or aspartic acid (e.g., methyl, ethyl, n-propyl iso-propyl, cyclohexyl, benzyl or substituted benzyl), glutamine, asparagine,  $-\text{CO}-\text{NH}-$  alkylated glutamine or asparagines (e.g., methyl, ethyl, n-propyl and iso-propyl) and modified amino acids having the side chain  $-(\text{CH}_2)_3-\text{COOH}$ , an ester thereof (substituted or unsubstituted  
20 aliphatic, aromatic or benzylic ester), an amide thereof and a substituted or unsubstituted N-alkylated amide thereof. Preferably, Group IV includes glutamic acid, aspartic acid, methyl aspartate, ethyl aspartate, benzyl aspartate and methyl glutamate, ethyl glutamate and benzyl glutamate, glutamine and asparagine.

25 Group V includes histidine, lysine, ornithine, arginine, N-nitroarginine,  $\beta$ -cycloarginine,  $\gamma$ -hydroxyarginine, N-amidinocitruline and 2-amino-4-guanidinobutanoic acid, homologs of lysine, homologs of arginine and homologs of ornithine. Preferably, Group V includes histidine, lysine, arginine and ornithine. A homolog of an amino acid includes from 1 to about  
30 3 additional or subtracted methylene units in the side chain.

Group VI includes serine, threonine, cysteine and modified amino acids having C1-C5 straight or branched alkyl side chains substituted with  $-\text{OH}$  or  $-\text{SH}$ , for

example,  $-\text{CH}_2\text{CH}_2\text{OH}$ ,  $-\text{CH}_2\text{CH}_2\text{CH}_2\text{OH}$  or  $-\text{CH}_2\text{CH}_2\text{OHCH}_3$ . Preferably, Group VI includes serine, cysteine or threonine.

In another aspect, suitable substitutions for amino acid residues include “severe” substitutions. A “severe substitution” is a substitution in which the substituting amino acid (naturally occurring or modified) has significantly different size and/or electronic properties compared with the amino acid being substituted. Thus, the side chain of the substituting amino acid can be significantly larger (or smaller) than the side chain of the amino acid being substituted and/or can have functional groups with significantly different electronic properties than the amino acid being substituted. Examples of severe substitutions of this type include the substitution of phenylalanine or cyclohexylmethyl glycine for alanine, isoleucine for glycine, a D amino acid for the corresponding L amino acid, or  $-\text{NH}-\text{CH}[(\text{---}\text{CH}_2)_5-\text{COOH}]-\text{CO}-$  for aspartic acid. Alternatively, a functional group may be added to the side chain, deleted from the side chain or exchanged with another functional group. Examples of severe substitutions of this type include adding of valine, leucine or isoleucine, exchanging the carboxylic acid in the side chain of aspartic acid or glutamic acid with an amine, or deleting the amine group in the side chain of lysine or ornithine. In yet another alternative, the side chain of the substituting amino acid can have significantly different steric and electronic properties that the functional group of the amino acid being substituted. Examples of such modifications include tryptophan for glycine, lysine for aspartic acid and  $-(\text{CH}_2)_4\text{COOH}$  for the side chain of serine. These examples are not meant to be limiting.

In another embodiment, for example in the synthesis of a peptide 26 amino acids in length, the individual amino acids may be substituted according in the following manner:

- AA<sub>1</sub> is serine, glycine, alanine, cysteine or threonine;
- AA<sub>2</sub> is alanine, threonine, glycine, cysteine or serine;
- AA<sub>3</sub> is valine, arginine, leucine, isoleucine, methionine, ornithine, lysine, N-nitroarginine,  $\beta$ -cycloarginine,  $\gamma$ -hydroxyarginine, N-amidinocitruline or 2-amino-4-guanidinobutanoic acid;
- AA<sub>4</sub> is proline, leucine, valine, isoleucine or methionine;
- AA<sub>5</sub> is tryptophan, alanine, phenylalanine, tyrosine or glycine;



- AA<sub>6</sub> is serine, glycine, alanine, cysteine or threonine;  
AA<sub>7</sub> is proline, leucine, valine, isoleucine or methionine;  
AA<sub>8</sub> is alanine, threonine, glycine, cysteine or serine;  
AA<sub>9</sub> is alanine, threonine, glycine, cysteine or serine;  
5 AA<sub>10</sub> is leucine, isoleucine, methionine or valine;  
AA<sub>11</sub> is serine, glycine, alanine, cysteine or threonine;  
AA<sub>12</sub> is leucine, isoleucine, methionine or valine;  
AA<sub>13</sub> is leucine, isoleucine, methionine or valine;  
AA<sub>14</sub> is glutamine, glutamic acid, aspartic acid, asparagine, or a substituted or  
10 unsubstituted aliphatic or aryl ester of glutamic acid or aspartic acid;  
AA<sub>15</sub> is arginine, N-nitroarginine,  $\beta$ -cycloarginine,  $\gamma$ -hydroxy-arginine, N-  
amidinocitruline or 2-amino-4-guanidino-butanoic acid  
AA<sub>16</sub> is proline, leucine, valine, isoleucine or methionine;  
AA<sub>17</sub> is serine, glycine, alanine, cysteine or threonine;  
15 AA<sub>18</sub> is glutamic acid, aspartic acid, asparagine, glutamine or a substituted or  
unsubstituted aliphatic or aryl ester of glutamic acid or aspartic acid;  
AA<sub>19</sub> is aspartic acid, asparagine, glutamic acid, glutamine, leucine, valine, isoleucine,  
methionine or a substituted or unsubstituted aliphatic or aryl ester of glutamic acid or  
aspartic acid;  
20 AA<sub>20</sub> is valine, arginine, leucine, isoleucine, methionine, ornithine, lysine, N-  
nitroarginine,  $\beta$ -cycloarginine,  $\gamma$ -hydroxyarginine, N-amidinocitruline or 2-amino-4-  
guanidinobutanoic acid;  
AA<sub>21</sub> is alanine, threonine, glycine, cysteine or serine;  
AA<sub>22</sub> is alanine, threonine, glycine, cysteine or serine;  
25 AA<sub>23</sub> is histidine, serine, threonine, cysteine, lysine or ornithine;  
AA<sub>24</sub> is threonine, aspartic acid, serine, glutamic acid or a substituted or unsubstituted  
aliphatic or aryl ester of glutamic acid or aspartic acid;  
AA<sub>25</sub> is asparagine, aspartic acid, glutamic acid, glutamine, leucine, valine,  
isoleucine, methionine or a substituted or unsubstituted aliphatic or aryl ester of  
30 glutamic acid or aspartic acid; and  
AA<sub>26</sub> is cysteine, histidine, serine, threonine, lysine or ornithine.

It is to be understood that these amino acid substitutions may be made for longer or shorter peptides than the 26 mer in the preceding example above, and for proteins.

In one embodiment of the present invention, codons for the first several N-terminal amino acids of the transposase are modified such that the third base of each  
5 codon is changed to an A or a T without changing the corresponding amino acid. It is preferable that between approximately 1 and 20, more preferably 3 and 15, and most preferably between 4 and 12 of the first N-terminal codons of the gene of interest are modified such that the third base of each codon is changed to an A or a T without  
10 changing the corresponding amino acid. In one embodiment, the first ten N-terminal codons of the gene of interest are modified in this manner.

When several desired proteins, protein fragments or peptides are encoded in the gene of interest to be incorporated into the genome, as with the multivalent multimeric proteins, one of skill in the art will appreciate that the proteins, protein  
15 fragments or peptides may be separated by a spacer molecule such as, for example, a peptide, consisting of one or more amino acids. Generally, the spacer will have no specific biological activity other than to join the desired proteins, protein fragments or peptides together, or to preserve some minimum distance or other spatial relationship between them. However, the constituent amino acids of the spacer may be selected to  
20 influence some property of the molecule such as the folding, net charge, or hydrophobicity. The spacer may also be contained within a nucleotide sequence with a purification handle or be flanked by proteolytic cleavage sites.

Such polypeptide spacers may have from about 1 to about 100 amino acids, preferably 3 to 20 amino acids, and more preferably 4-15 amino acids. The spacers in  
25 a polypeptide are independently chosen, but are preferably all the same. The spacers should allow for flexibility of movement in space and are therefore typically rich in small amino acids, for example, glycine, serine, proline or alanine. Preferably, peptide spacers contain at least 60%, more preferably at least 80% glycine or alanine. In addition, peptide spacers generally have little or no biological and antigenic  
30 activity. Preferred spacers are  $(\text{Gly-Pro-Gly-Gly})_x$  (SEQ ID NO:81) and  $(\text{Gly}_4\text{-Ser})_y$ , wherein x is an integer from about 3 to about 9 and y is an integer from about 1 to about 8. Specific examples of suitable spacers include

(Gly-Pro-Gly-Gly)<sub>3</sub>

SEQ ID NO:82 Gly Pro Gly Gly Gly Pro Gly Gly Gly Pro Gly Gly

(Gly<sub>4</sub>-Ser)<sub>3</sub>

SEQ ID NO:83 Gly Gly Gly Gly Ser Gly Gly Gly Gly Ser Gly Gly Gly Gly Ser

5 or (Gly<sub>4</sub>-Ser)<sub>4</sub>

SEQ ID NO:84 Gly Gly Gly Gly Ser Gly Gly Gly Gly Ser Gly Gly Gly Gly Ser  
Gly Gly Gly Gly Ser.

One example of a multivalent multimeric protein containin a spacer is  
leutinizing hormone (LH), normally made as separate alpha and beta chains, made as  
10 a single polypeptide as described in Galet et. al., Mol. Cell Endocrinology, 2001, 174  
(1-2):31-40. Production of a multimeric protein may thus be simplified using a spacer  
sequence that may or may not contain cleavage sites. In the case of an  
immunoglobulin, for example, a heavy and light chain may be synthesized as a single  
polypeptide using a spacer sequence with protease sites native to the transgenic  
15 animal so as to make, upon processing, a heavy and light chain combination in close  
association, facilitating the addition of a similar heavy and light chain to produce the  
native immunoglobulin. In this model, the removal of the spacer sequence may or  
may not be required. Other multimeric proteins may be made in bioengineered  
organisms in a similar fashion.

20 Nucleotide sequences encoding for the production of residues which may be  
useful in purification of the expressed recombinant protein may also be built into the  
vector. Such sequences are known in the art and include the glutathione binding  
domain from glutathione S-transferase, polylysine, hexa-histidine or other cationic  
amino acids, thioredoxin, hemagglutinin antigen and maltose binding protein.

25 Additionally, nucleotide sequences may be inserted into the gene of interest to  
be incorporated so that the protein or peptide can also include from one to about six  
amino acids that create signals for proteolytic cleavage. In this manner, if a gene is  
designed to make one or more peptides or proteins of interest in the transgenic animal,  
specific nucleotide sequences encoding for amino acids recognized by enzymes may  
30 be incorporated into the gene to facilitate cleavage of the large protein or peptide  
sequence into desired peptides or proteins or both. For example, nucleotides encoding  
a proteolytic cleavage site can be introduced into the gene of interest so that a signal  
sequence can be cleaved from a protein or peptide encoded by the gene of interest.

Nucleotide sequences encoding other amino acid sequences which display pH sensitivity, chemical sensitivity or photolability may also be added to the vector to facilitate separation of the signal sequence from the peptide or protein of interest.

5 Proteolytic cleavage sites include cleavage sites recognized by exopeptidases such as carboxypeptidase A, carboxypeptidase B, aminopeptidase I, and dipeptidylaminopeptidase; endopeptidases such as trypsin, V8-protease, enterokinase, factor Xa, collagenase, endoproteinase, subtilisin, and thrombin; and proteases such as Protease 3C IgA protease (Igase) Rhinovirus 3C(preScission)protease. Chemical cleavage sites are also included in the definition of cleavage site as used herein.

10 Chemical cleavage sites include, but are not limited to, site cleaved by cyanogen bromide, hydroxylamine, formic acid, and acetic acid. Self-splicing cleavage sites such as inteins are also included in the present invention.

In some embodiments, one or more cleavage sites are incorporated into a polynucleotide cassette containing multiple genes of interest. Figure 4 depicts one

15 example of a polynucleotide cassette containing two genes of interest containing a cleavage site between them. The genes of interest may encode different proteins or peptides, the same protein or peptide, or modified versions of the same protein or peptide. While Figure 4 shows a polynucleotide cassette containing two genes of interest, the present invention encompasses a polynucleotide cassette containing any

20 number of genes of interest. The cleavage site located between the genes of interest can encode any amino acid sequence that is cleaved by any means. As mentioned above, the cleavage site can encode an amino acid sequence cleaved by a protease, a chemical reaction, can be a photolabile site. can be a pro polynucleotide

The present invention includes a polynucleotide cassette that encodes a

25 repetitive polypeptide chain in which two or more peptides, polypeptides or proteins, designated as P in the structural formulae presented below, are each separated by a peptide spacer or cleavage site designated as B. A polypeptide multivalent ligand, also called a multivalent protein, is a form of a multimeric protein encoded by the polynucleotide cassettes of the present invention, and is represented by structural

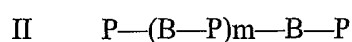
30 formulae (I, II and III). Each peptide or protein is connected to another peptide or protein through a peptide bond, to a linker group, to a spacer, or to a cleavage site. Each peptide, polypeptide or protein may be the same or different and each linker, spacer, cleavage site or covalent bond is independently chosen.

A "polypeptide multivalent protein" is a multiple repeat polypeptide chain in which two or more peptides P are each separated by a peptide linker group, a spacer or a cleavage site. A polypeptide multivalent ligand is represented by structural formulae II and III.

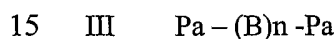


wherein B is a peptide spacer or cleavage site, n is an integer from 2 to about 20, each L is a covalent bond, a linking group or cleavage site which may be present or absent, and each P is a peptide having from about 4 to about 200 amino acid residues.

10



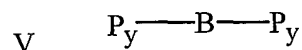
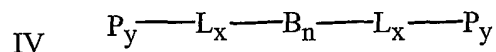
wherein m is an integer from 0 to about 20.



wherein n is an integer from 1 to 20, preferably 2 to 10, more preferably 3 to 7, further wherein a is 1.

Other examples of multivalent proteins include the following:

20



In the preceding structural formulae IV and V of polypeptide multivalent ligands encoded by a polynucleotide cassette of the present invention, each P is a peptide having from about 4 to about 200 amino acid residues, y is 1, x is an integer from 1 to 3, and n is an integer from 1 to 20, preferably 2 to 10, more preferably 3 to 7. Each B is a peptide spacer or cleavage site comprised of at least 2 amino acids or a cleavage site. Each peptide P and each B are independently chosen and may be the same or different.

Suitable linkers (L) are groups that can connect peptides and proteins to each other. In one example, the linker is an oligopeptide of from about 1 to about 10 amino acids consisting of amino acids with inert side chains. Suitable oligopeptides include polyglycine, polyserine, polyproline, polyalanine and oligopeptides consisting of alanyl and/or serinyl and/or prolinyl and/or glycy amino acid residues. m in structural formula II is an integer from 0 to about 20.

The peptides, polypeptides and proteins in a multivalent protein can be connected to each other by covalent bonds, linker groups, spacers, cleavage groups or a combination thereof. The linking groups can be the same or different.

A polypeptide spacer shown in structural formula (II) is a peptide having from about 5 to about 40 amino acid residues. The spacers in a polypeptide multivalent ligand are independently chosen, and may be the same or different. The spacers should allow for flexibility of movement in space for the flanking peptides, polypeptides and proteins P, and are therefore typically rich in small amino acids, for example, glycine, serine, proline or alanine. Preferably, peptide spacers contain at least 60%, more preferably at least 80% glycine or alanine. In addition, peptide spacers generally have little or no biological and antigenic activity. Preferred spacers are (Gly-Pro-Gly-Gly)<sub>x</sub> (SEQ ID NO:81) and (Gly<sub>4</sub>-Ser)<sub>y</sub>, wherein x is an integer from about 3 to about 9 and y is an integer from about 1 to about 8. Specific examples of suitable spacers include (Gly<sub>4</sub>-Ser)<sub>3</sub> (SEQ ID NO:82). Spacers can also include from one to about four amino acids that create a signal for proteolytic cleavage.

In another embodiment of the present invention, a TAG sequence is linked to a gene of interest. The TAG sequence serves three purposes: 1) it allows free rotation of the peptide or protein to be isolated so there is no interference from the native protein or signal sequence, i.e. vitellogenin, 2) it provides a "purification handle" to

isolate the protein using affinity purification, and 3) it includes a cleavage site to remove the desired protein from the signal and purification sequences. Accordingly, as used herein, a TAG sequence includes a spacer sequence, a purification handle and a cleavage site. The spacer sequences in the TAG proteins contain one or more repeats shown in SEQ ID NO:85. A preferred spacer sequence comprises the sequence provided in SEQ ID NO:86. One example of a purification handle is the gp41 hairpin loop from HIV I. Exemplary gp41 polynucleotide and polypeptide sequences are provided in SEQ ID NO:87 and SEQ ID NO:88, respectively. However, it should be understood that any antigenic region, or otherwise associative regions such as avidin/biotin, may be used as a purification handle, including any antigenic region of gp41. Preferred purification handles are those that elicit highly specific antibodies. Additionally, the cleavage site can be any protein cleavage site known to one of ordinary skill in the art and includes an enterokinase cleavage site comprising the Asp Asp Asp Asp Lys sequence (SEQ ID NO:89) and a furin cleavage site. In one embodiment of the present invention, the TAG sequence comprises a polynucleotide sequence of SEQ ID NO:90.

#### Methods of Administering Polynucleotide Cassettes

In addition to the polynucleotide cassettes described above, the present invention also includes methods of administering the polynucleotide cassettes to an animal, methods of producing a transgenic animal wherein a gene of interest is incorporated into the germline of the animal and methods of producing a transgenic animal wherein a gene of interest is incorporated into cells other than the germline cells of the animal. The polynucleotide cassettes may reside in any vector or delivery solution when administered or may be naked DNA. In one embodiment, a transposon-based vector containing the polynucleotide cassette between two insertion sequences recognized by a transposase is administered to an animal. The polynucleotide cassettes of the present invention may be administered to an animal via any method known to those of skill in the art, including, but not limited to, intraembryonic, intratesticular, intraoviduct, intraovarian, into the duct system of the mammary gland, intraperitoneal, intraarterial, intravenous, topical, oral, nasal, and pronuclear injection methods of administration, or any combination thereof. The polynucleotide cassettes may also be administered within the lumen of an organ, into an organ, into a body cavity, into the cerebrospinal fluid, through the urinary system,

through the genitourinary system, through the reproductive system, or through any route to reach the desired cells.

The polynucleotide cassettes may be delivered through the vascular system to be distributed to the cells supplied by that vessel. For example, the compositions may be placed in the artery supplying the ovary or supplying the fallopian tube to transfect cells in those tissues. In this manner, follicles could be transfected to create a germline transgenic animal. Alternatively, supplying the compositions through the artery leading to the oviduct would preferably transfect the tubular gland and epithelial cells. Such transfected cells could manufacture a desired protein or peptide for deposition in the egg white. Administration of the compositions through the portal vein would target uptake and transformation of hepatic cells. Administration through the urethra and into the bladder would target the transitional epithelium of the bladder. Administration through the vagina and cervix would target the lining of the uterus and the epithelial cells of the fallopian tube. Administration through the internal mammary artery or through the duct system of the mammary gland would transfect secretory cells of the lactating mammary gland to perform a desired function, such as to synthesize and secrete a desired protein or peptide into the milk.

The polynucleotide cassettes may be administered in a single administration, multiple administrations, continuously, or intermittently. The polynucleotide cassettes may be administered by injection, via a catheter, an osmotic mini-pump or any other method. In some embodiments, a polynucleotide cassette is administered to an animal in multiple administrations, each administration containing the polynucleotide cassette and a different transfecting reagent.

In a preferred embodiment, the animal is an egg-laying animal, and more preferably, an avian. In one embodiment, between approximately 1 and 150  $\mu\text{g}$ , 1 and 100  $\mu\text{g}$ , 1 and 50  $\mu\text{g}$ , preferably between 1 and 20  $\mu\text{g}$ , and more preferably between 5 and 10  $\mu\text{g}$  of a transposon-based vector containing the polynucleotide cassette is administered to the oviduct of a bird. In a chicken, it is preferred that between approximately 1 and 100  $\mu\text{g}$ , or 5 and 50  $\mu\text{g}$  are administered. In a quail, it is preferred that between approximately 5 and 10  $\mu\text{g}$  are administered. Optimal ranges depending upon the type of bird and the bird's stage of sexual maturity. Intraoviduct administration of the transposon-based vectors of the present invention result in a PCR positive signal in the oviduct tissue, whereas intravascular administration results



in a PCR positive signal in the liver. In other embodiments, the polynucleotide cassettes is administered to an artery that supplies the oviduct or the liver. These methods of administration may also be combined with any methods for facilitating transfection, including without limitation, electroporation, gene guns, injection of  
5 naked DNA, and use of dimethyl sulfoxide (DMSO).

The transposon-based vectors may be administered to the animal at any point during the lifetime of the animal, however, it is preferable that the vectors are administered prior to the animal reaching sexual maturity. The transposon-based vectors are preferably administered to a chicken oviduct between approximately 14  
10 and 16 weeks of age and to a quail oviduct between approximately 5 and 10 weeks of age, more preferably 5 and 8 weeks of age, and most preferably between 5 and 6 weeks of age, when standard poultry rearing practices are used. The vectors may be administered at earlier ages when exogenous hormones are used to induce early sexual maturation in the bird. In some embodiments, the transposon-based vector is  
15 administered to an animal's oviduct following an increase in proliferation of the oviduct epithelial cells and/or the tubular gland cells. Such an increase in proliferation normally follows an influx of reproductive hormones in the area of the oviduct. When the animal is an avian, the transposon-based vector is administered to the avian's oviduct following an increase in proliferation of the oviduct epithelial cells  
20 and before the avian begins to produce egg white constituents.

The present invention also includes a method of intraembryonic administration of a transposon-based vector containing a polynucleotide cassette to an avian embryo comprising the following steps: 1) incubating an egg on its side at room temperature for two hours to allow the embryo contained therein to move to top dead center  
25 (TDC); 2) drilling a hole through the shell without penetrating the underlying shell membrane; 3) injecting the embryo with the transposon-based vector in solution; 4) sealing the hole in the egg; and 5) placing the egg in an incubator for hatching. Administration of the transposon-based vector can occur anytime between immediately after egg lay (when the embryo is at Stage X) and hatching. Preferably,  
30 the transposon-based vector is administered between 1 and 7 days after egg lay, more preferably between 1 and 2 days after egg lay. The transposon-based vectors may be introduced into the embryo in amounts ranging from about 5.0  $\mu\text{g}$  to 10 pg, preferably 1.0  $\mu\text{g}$  to 100 pg. Additionally, the transposon-based vector solution volume may be

between approximately 1  $\mu$ l to 75  $\mu$ l in quail and between approximately 1  $\mu$ l to 500  $\mu$ l in chicken.

The present invention also includes a method of intratesticular administration of a transposon-based vector containing a polynucleotide cassette including injecting  
5 a bird with a composition comprising the transposon-based vector, an appropriate carrier and an appropriate transfection reagent. In one embodiment, the bird is injected before sexual maturity, preferably between approximately 4-14 weeks, more preferably between approximately 6-14 weeks and most preferably between 8-12 weeks old. In another embodiment, a mature bird is injected with a transposon-based  
10 vector an appropriate carrier and an appropriate transfection reagent. The mature bird may be any type of bird, but in one example the mature bird is a quail.

A bird is preferably injected prior to the development of the blood-testis barrier, which thereby facilitates entry of the transposon-based vector into the seminiferous tubules and transfection of the spermatogonia or other germline cells.  
15 At and between the ages of 4, 6, 8, 10, 12, and 14 weeks, it is believed that the testes of chickens are likely to be most receptive to transfection. In this age range, the blood/testis barrier has not yet formed, and there is a relatively high number of spermatogonia relative to the numbers of other cell types, e.g., spermatids, etc. See J. Kumaran et al., 1949. Poultry Sci., 29:511-520. See also E. Oakberg, 1956. Am. J. Anatomy, 99:507-515; and P. Kluin et al., 1984. Anat. Embryol., 169:73-78.  
20

The transposon-based vectors may be introduced into a testis in an amount ranging from about 0.1  $\mu$ g to 10  $\mu$ g, preferably 1  $\mu$ g to 10  $\mu$ g, more preferably 3  $\mu$ g to 10  $\mu$ g. In a quail, about 5  $\mu$ g is a preferred amount. In a chicken, about 5  $\mu$ g to 10  $\mu$ g per testis is preferred. These amounts of vector DNA may be injected in one dose or  
25 multiple doses and at one site or multiple sites in the testis. In a preferred embodiment, the vector DNA is administered at multiple sites in a single testis, both testes being injected in this manner. In one embodiment, injection is spread over three injection sites: one at each end of the testis, and one in the middle. Additionally, the transposon-based vector solution volume may be between approximately 1  $\mu$ l to  
30 75  $\mu$ l in quail and between approximately 1  $\mu$ l to 500  $\mu$ l in chicken. In a preferred embodiment, the transposon-based vector solution volume may be between approximately 20  $\mu$ l to 60  $\mu$ l in quail and between approximately 50  $\mu$ l to 250  $\mu$ l in

chicken. Both the amount of vector DNA and the total volume injected into each testis may be determined based upon the age and size of the bird.

According to the present invention, the polynucleotide cassette is administered in conjunction with an acceptable carrier and/or transfection reagent. Acceptable carriers include, but are not limited to, water, saline, Hanks Balanced Salt Solution (HBSS), Tris-EDTA (TE) and lyotropic liquid crystals. Transfection reagents commonly known to one of ordinary skill in the art that may be employed include, but are not limited to, the following: cationic lipid transfection reagents, cationic lipid mixtures, polyamine reagents, liposomes and combinations thereof; SUPERFECT®, Cytfectene, BioPORTER®, GenePORTER®, NeuroPORTER®, and perfectin from Gene Therapy Systems; lipofectamine, cellfectin, DMRIE-C oligofectamine, and PLUS reagent from InVitrogen; Xtreme gene, fugene, DOSPER and DOTAP from Roche; Lipotaxi and Genejammer from Strategene; and Escort from SIGMA. In one embodiment, the transfection reagent is SUPERFECT®. The ratio of DNA to transfection reagent may vary based upon the method of administration. In one embodiment, a transposon-based vector containing a polynucleotide cassette is administered intratesticularly and the ratio of DNA to transfection reagent can be from 1:1.5 to 1:15, preferably 1:2 to 1:10, all expressed as wt/vol. Transfection may also be accomplished using other means known to one of ordinary skill in the art, including without limitation electroporation, gene guns, injection of naked DNA, and use of dimethyl sulfoxide (DMSO).

Depending upon the cell or tissue type targeted for transfection, the form of the transposon-based vector may be important. Plasmids harvested from bacteria are generally closed circular supercoiled molecules, and this is the preferred state of a vector for gene delivery because of the ease of preparation. In some instances, transposase expression and insertion may be more efficient in a relaxed, closed circular configuration or in a linear configuration. In still other instances, a purified transposase protein may be co-injected with a transposon-based vector containing the gene of interest for more immediate insertion. This could be accomplished by using a transfection reagent complexed with both the purified transposase protein and the transposon-based vector.

Testing for and Breeding Animals Carrying the Transgene

Following administration of a polynucleotide cassette to an animal, DNA is extracted from the animal to confirm integration of the genes of interest. Advantages provided by the present invention include the high rates of integration, or  
5 incorporation, and transcription of the gene of interest when administered to a bird via an intraoviduct or intraovary route (including intraarterial administrations to arteries leading to the oviduct or ovary) and contained within a transposon-based vector.

Actual frequencies of integration can be estimated both by comparative strength of the PCR signal, and by histological evaluation of the tissues by  
10 quantitative PCR. Another method for estimating the rate of transgene insertion is the so-called primed in situ hybridization technique (PRINS). This method determines not only which cells carry a transgene of interest, but also into which chromosome the gene has inserted, and even what portion of the chromosome. Briefly, labeled primers are annealed to chromosome spreads (affixed to glass slides) through one round of  
15 PCR, and the slides are then developed through normal in situ hybridization procedures. This technique combines the best features of in situ PCR and fluorescence in situ hybridization (FISH) to provide distinct chromosome location and copy number of the gene in question. The 28s rRNA gene will be used as a positive control for spermatogonia to confirm that the technique is functioning properly.  
20 Using different fluorescent labels for the transgene and the 28s gene causes cells containing a transgene to fluoresce with two different colored tags.

Breeding experiments may also be conducted to determine if germline transmission of the transgene has occurred. In a general bird breeding experiment performed according to the present invention, each male bird is exposed to 2-3  
25 different adult female birds for 3-4 days each. This procedure is continued with different females for a total period of 6-12 weeks. Eggs are collected daily for up to 14 days after the last exposure to the transgenic male, and each egg is incubated in a standard incubator. The resulting embryos are examined for transgene presence at day 3 or 4 using PCR.

30 Any male producing a transgenic embryo is bred to additional females. Eggs from these females are incubated, hatched, and the chicks tested for the exogenous DNA. Any embryos that die are necropsied and examined directly for the transgene or protein encoded by the transgene, either by fluorescence or PCR. The offspring

that hatch and are found to be positive for the exogenous DNA are raised to maturity. These birds are bred to produce further generations of transgenic birds, to verify efficiency of the transgenic procedure and the stable incorporation of the transgene into the germ line. The resulting embryos are examined for transgene presence at day  
5 3 or 4 using PCR.

It is to be understood that the above procedure can be modified to suit animals other than birds and that selective breeding techniques may be performed to amplify gene copy numbers and protein output.

#### Production of Desired Multimeric Proteins in Egg White

10 In one embodiment, a transposon-based vector containing a polynucleotide cassette of the present invention may be administered to a bird for production of desired proteins or peptides in the egg white. These transposon-based vectors preferably contain one or more of an ovalbumin promoter, an ovomucoid promoter, an ovalbumin signal sequence and an ovomucoid signal sequence. Oviduct-specific  
15 ovalbumin promoters are described in B. O'Malley et al., 1987. EMBO J., vol. 6, pp. 2305-12; A. Qiu et al., 1994. Proc. Nat. Acad. Sci. (USA), vol. 91, pp. 4451-4455; D. Monroe et al., 2000. Biochim. Biophys. Acta, 1517 (1):27-32; H. Park et al., 2000. Biochem., 39:8537-8545; and T. Muramatsu et al., 1996. Poult. Avian Biol. Rev., 6:107-123.

#### 20 Production of Desired Multimeric Proteins in Egg Yolk

The present invention is particularly advantageous for production of recombinant peptides and proteins of low solubility in the egg yolk. Such proteins include, but are not limited to, membrane-associated or membrane-bound proteins, lipophilic compounds; attachment factors, receptors, and components of second  
25 messenger transduction machinery. Low solubility peptides and proteins are particularly challenging to produce using conventional recombinant protein production techniques (cell and tissue cultures) because they aggregate in water-based, hydrophilic environments. Such aggregation necessitates denaturation and re-folding of the recombinantly-produced proteins, which may deleteriously affect their  
30 structure and function. Moreover, even highly soluble recombinant peptides and proteins may precipitate and require denaturation and renaturation when produced in sufficiently high amounts in recombinant protein production systems. The present

invention provides an advantageous resolution of the problem of protein and peptide solubility during production of large amounts of recombinant proteins.

In one embodiment of the present invention, deposition of a desired protein into the egg yolk is accomplished by attaching a sequence encoding a protein capable of binding to the yolk vitellogenin receptor to a gene of interest that encodes a desired protein. This polynucleotide cassette can be used for the receptor-mediated uptake of the desired protein by the oocytes. In a preferred embodiment, the sequence ensuring the binding to the vitellogenin receptor is a targeting sequence of a vitellogenin protein. The invention encompasses various vitellogenin proteins and their targeting sequences. In a preferred embodiment, a chicken vitellogenin protein targeting sequence is used, however, due to the high degree of conservation among vitellogenin protein sequences and known cross-species reactivity of vitellogenin targeting sequences with their egg-yolk receptors, other vitellogenin targeting sequences can be substituted. One example of a construct for use in the transposon-based vectors of the present invention and for deposition of an insulin protein in an egg yolk is a transposon-based vector containing a vitellogenin promoter, a vitellogenin targeting sequence, a TAG sequence, a pro-insulin sequence and a synthetic polyA sequence. The present invention includes, but is not limited to, vitellogenin targeting sequences residing in the N-terminal domain of vitellogenin, particularly in lipovitellin I. In one embodiment, the vitellogenin targeting sequence contains the polynucleotide sequence of SEQ ID NO:77.

In a preferred embodiment, the transposon-based vector contains a transposase gene operably-linked to a constitutive promoter and a gene of interest operably-linked to a liver-specific promoter and a vitellogenin targeting sequence.

#### 25 Isolation and Purification of Desired Multimeric Proteins

For large-scale production of protein, an animal breeding stock that is homozygous for the transgene is preferred. Such homozygous individuals are obtained and identified through, for example, standard animal breeding procedures or PCR protocols.

30 Once expressed, peptides, polypeptides and proteins can be purified according to standard procedures known to one of ordinary skill in the art, including ammonium sulfate precipitation, affinity columns, column chromatography, gel electrophoresis, high performance liquid chromatography, immunoprecipitation and the like.

Substantially pure compositions of about 50 to 99% homogeneity are preferred, and 80 to 95% or greater homogeneity are most preferred for use as therapeutic agents.

In one embodiment of the present invention, the animal in which the desired protein is produced is an egg-laying animal. In a preferred embodiment of the present invention, the animal is an avian and a desired peptide, polypeptide or protein is  
5 isolated from an egg white. Egg white containing the exogenous protein or peptide is separated from the yolk and other egg constituents on an industrial scale by any of a variety of methods known in the egg industry. See, e.g., W. Stadelman et al. (Eds.), Egg Science & Technology, Haworth Press, Binghamton, NY (1995). Isolation of the  
10 exogenous peptide or protein from the other egg white constituents is accomplished by any of a number of polypeptide isolation and purification methods well known to one of ordinary skill in the art. These techniques include, for example, chromatographic methods such as gel permeation, ion exchange, affinity separation, metal chelation, HPLC, and the like, either alone or in combination. Another means  
15 that may be used for isolation or purification, either in lieu of or in addition to chromatographic separation methods, includes electrophoresis. Successful isolation and purification is confirmed by standard analytic techniques, including HPLC, mass spectroscopy, and spectrophotometry. These separation methods are often facilitated if the first step in the separation is the removal of the endogenous ovalbumin fraction  
20 of egg white, as doing so will reduce the total protein content to be further purified by about 50%.

To facilitate or enable purification of a desired protein or peptide, the polynucleotide cassettes may include one or more additional epitopes or domains. Such epitopes or domains include DNA sequences encoding enzymatic, chemical or  
25 photolabile cleavage sites including, but not limited to, an enterokinase cleavage site; the glutathione binding domain from glutathione S-transferase; polylysine; hexahistidine or other cationic amino acids, and sites cleaved by cyanogen bromide, hydroxylamine, formic acid, and acetic acid; thioredoxin; hemagglutinin antigen; maltose binding protein; a fragment of gp41 from HIV; and other purification  
30 epitopes or domains commonly known to one of skill in the art. Other proteolytic cleavage sites that may be included in the polynucleotide cassettes are cleavage sites recognized by exopeptidases such as carboxypeptidase A, carboxypeptidase B, aminopeptidase I, and dipeptidylaminopeptidase; endopeptidases such as trypsin, V8-

protease, enterokinase, factor Xa, collagenase, endoproteinase, subtilisin, and thrombin; and proteases such as Protease 3C IgA protease (Igase) Rhinovirus 3C(preScission)protease. Self-splicing cleavage sites such as inteins may also be included in the polynucleotide cassettes of the present invention.

5 In one representative embodiment, purification of desired proteins from egg white utilizes the antigenicity of the ovalbumin carrier protein and particular attributes of a TAG linker sequence that spans ovalbumin and the desired protein. The TAG sequence is particularly useful in this process because it contains 1) a highly antigenic epitope, a fragment of gp41 from HIV, allowing for stringent affinity purification, and, 2) a recognition site for the protease enterokinase immediately juxtaposed to the  
10 desired protein. In a preferred embodiment, the TAG sequence comprises approximately 50 amino acids. A representative TAG sequence is provided below.

Pro Ala Asp Asp Ala Pro Ala Asp Asp Ala Pro Ala Asp Asp Ala Pro Ala Asp Asp  
15 Ala Pro Ala Asp Asp Ala Pro Ala Asp Asp Ala Thr Thr Cys Ile Leu Lys Gly Ser Cys  
Gly Trp Ile Gly Leu Leu *Asp Asp Asp Asp Lys* (SEQ ID NO:90)

The underlined sequences were taken from the hairpin loop domain of HIV gp-41 (SEQ ID NO:87). Sequences in italics represent the cleavage site for enterokinase  
20 (SEQ ID NO:89). The spacer sequence upstream of the loop domain was made from repeats of (Pro Ala Asp Asp Ala) (SEQ ID NO:85) to provide free rotation and promote surface availability of the hairpin loop from the ovalbumin carrier protein.

Isolation and purification of a desired protein is performed as follows:

1. Enrichment of the egg white protein fraction containing ovalbumin and the  
25 transgenic ovalbumin-TAG-desired protein.
2. Size exclusion chromatography to isolate only those proteins within a narrow range of molecular weights (a further enrichment of step 1).
3. Ovalbumin affinity chromatography. Highly specific antibodies to ovalbumin will eliminate virtually all extraneous egg white proteins except ovalbumin  
30 and the transgenic ovalbumin-TAG-desired protein.
4. gp41 affinity chromatography using anti-gp41 antibodies. Stringent application of this step will result in virtually pure transgenic ovalbumin-TAG-desired protein.



5. Cleavage of the transgene product can be accomplished in at least one of two ways:

- 5 a. The transgenic ovalbumin-TAG-desired protein is left attached to the gp41 affinity resin (beads) from step 4 and the protease enterokinase is added. This liberates the transgene target protein from the gp41 affinity resin while the ovalbumin-TAG sequence is retained. Separation by centrifugation (in a batch process) or flow through (in a column purification), leaves the desired protein together with enterokinase in solution. Enterokinase is recovered and reused.
- 10 b. Alternatively, enterokinase is immobilized on resin (beads) by the addition of poly-lysine moieties to a non-catalytic area of the protease. The transgenic ovalbumin-TAG-desired protein eluted from the affinity column of step 4 is then applied to the protease resin. Protease action cleaves the ovalbumin-TAG sequence from the desired protein and leaves both entities in solution. The immobilized enterokinase resin is recharged and reused.
- 15 c. The choice of these alternatives is made depending upon the size and chemical composition of the transgene target protein.

6. A final separation of either of these two (5a or 5b) protein mixtures is made using size exclusion, or enterokinase affinity chromatography. This step allows for desalting, buffer exchange and/or polishing, as needed.

Cleavage of the transgene product (ovalbumin-TAG-desired protein) by enterokinase, then, results in two products: ovalbumin-TAG and the desired protein. More specific methods for isolation using the TAG label is provided in the Examples. Some desired proteins may require additions or modifications of the above-described approach as known to one of ordinary skill in the art. The method is scalable from the laboratory bench to pilot and production facility largely because the techniques applied are well documented in each of these settings.

It is believed that a typical chicken egg produced by a transgenic animal of the present invention will contain at least 0.001 mg, from about 0.001 to 1.0 mg, or from about 0.001 to 100.0 mg of exogenous protein, peptide or polypeptide, in addition to the normal constituents of egg white (or possibly replacing a small fraction of the latter).

One of skill in the art will recognize that after biological expression or purification, the desired proteins, fragments thereof and peptides may possess a conformation substantially different than the native conformations of the proteins, fragments thereof and peptides. In this case, it is often necessary to denature and  
5 reduce protein and then to cause the protein to re-fold into the preferred conformation. Methods of reducing and denaturing proteins and inducing re-folding are well known to those of skill in the art.

#### Production of Multimeric Proteins in Milk

In addition to methods of producing eggs containing transgenic proteins or  
10 peptides, the present invention encompasses methods for the production of milk containing transgenic proteins or peptides. These methods include the administration of a transposon-based vector described above to a mammal. In one embodiment, the transposon-based vector contains a transposase operably-linked to a constitutive promoter and a gene of interest operably-linked to mammary specific promoter.  
15 Genes of interest can include, but are not limited to antiviral and antibacterial proteins and immunoglobulins.

The following examples will serve to further illustrate the present invention without, at the same time, however, constituting any limitation thereof. On the contrary, it is to be clearly understood that resort may be had to various embodiments,  
20 modifications and equivalents thereof which, after reading the description herein, may suggest themselves to those skilled in the art without departing from the spirit of the invention.

#### EXAMPLE 1

##### 25 *Preparation of Transposon-Based Vector pTnMod*

A vector was designed for inserting a desired coding sequence into the genome of eukaryotic cells, given below as SEQ ID NO:57. The vector of SEQ ID NO:57, termed pTnMod, was constructed and its sequence verified.

This vector employed a cytomegalovirus (CMV) promoter. A modified Kozak  
30 sequence (ACCATG) (SEQ ID NO:5) was added to the promoter. The nucleotide in the wobble position in nucleotide triplet codons encoding the first 10 amino acids of transposase was changed to an adenine (A) or thymine (T), which did not alter the amino acid encoded by this codon. Two stop codons were added and a synthetic

polyA was used to provide a strong termination sequence. This vector uses a promoter designed to be active soon after entering the cell (without any induction) to increase the likelihood of stable integration. The additional stop codons and synthetic polyA insures proper termination without read through to potential genes downstream.

The first step in constructing this vector was to modify the transposase to have the desired changes. Modifications to the transposase were accomplished with the primers High Efficiency forward primer (Hef) Altered transposase (ATS)-Hef 5' ATCTCGAGACCATGTGTGAACTTGGATATTTTACATGATTCTCTTTACC 3' (SEQ ID NO:91) and Altered transposase- High efficiency reverse primer (Her) 5' GATTGATCATTATCATAATTTCCCAAAGCGTAACC 3' (SEQ ID NO:92, a reverse complement primer). In the 5' forward primer ATS-Hef, the sequence CTCGAG (SEQ ID NO:93) is the recognition site for the restriction enzyme Xho I, which permits directional cloning of the amplified gene. The sequence ACCATG (SEQ ID NO:5) contains the Kozak sequence and start codon for the transposase and the underlined bases represent changes in the wobble position to an A or T of codons for the first 10 amino acids (without changing the amino acid coded by the codon). Primer ATS-Her (SEQ ID NO:92) contains an additional stop codon TAA in addition to native stop codon TGA and adds a Bcl I restriction site, TGATCA (SEQ ID NO:94), to allow directional cloning. These primers were used in a PCR reaction with pTnLac (p defines plasmid, tn defines transposon, and lac defines the beta fragment of the lactose gene, which contains a multiple cloning site) as the template for the transposase and a FailSafe™ PCR System (which includes enzyme, buffers, dNTP's, MgCl<sub>2</sub> and PCR Enhancer; Epicentre Technologies, Madison, WI). Amplified PCR product was electrophoresed on a 1% agarose gel, stained with ethidium bromide, and visualized on an ultraviolet transilluminator. A band corresponding to the expected size was excised from the gel and purified from the agarose using a Zymo Clean Gel Recovery Kit (Zymo Research, Orange, CA). Purified DNA was digested with restriction enzymes Xho I (5') and Bcl I (3') (New England Biolabs, Beverly, MA) according to the manufacturer's protocol. Digested DNA was purified from restriction enzymes using a Zymo DNA Clean and Concentrator kit (Zymo Research).

Plasmid gWhiz (Gene Therapy Systems, San Diego, CA) was digested with restriction enzymes Sal I and BamH I (New England Biolabs), which are compatible with Xho I and Bcl I, but destroy the restriction sites. Digested gWhiz was separated on an agarose gel, the desired band excised and purified as described above. Cutting the vector in this manner facilitated directional cloning of the modified transposase (mATS) between the CMV promoter and synthetic polyA.

To insert the mATS between the CMV promoter and synthetic polyA in gWhiz, a Stratagene T4 Ligase Kit (Stratagene, Inc. La Jolla, CA) was used and the ligation set up according to the manufacturer's protocol. Ligated product was transformed into *E. coli* Top10 competent cells (Invitrogen Life Technologies, Carlsbad, CA) using chemical transformation according to Invitrogen's protocol. Transformed bacteria were incubated in 1 ml of SOC (GIBCO BRL, CAT# 15544-042) medium for 1 hour at 37° C before being spread to LB (Luria-Bertani media (broth or agar)) plates supplemented with 100 µg/ml ampicillin (LB/amp plates). These plates were incubated overnight at 37° C and resulting colonies picked to LB/amp broth for overnight growth at 37° C. Plasmid DNA was isolated using a modified alkaline lysis protocol (Sambrook et al., 1989), electrophoresed on a 1% agarose gel, and visualized on a U.V. transilluminator after ethidium bromide staining. Colonies producing a plasmid of the expected size (approximately 6.4 kbp) were cultured in at least 250 ml of LB/amp broth and plasmid DNA harvested using a Qiagen Maxi-Prep Kit (column purification) according to the manufacturer's protocol (Qiagen, Inc., Chatsworth, CA). Column purified DNA was used as template for sequencing to verify the changes made in the transposase were the desired changes and no further changes or mutations occurred due to PCR amplification. For sequencing, Perkin-Elmer's Big Dye Sequencing Kit was used. All samples were sent to the Gene Probes and Expression Laboratory (LSU School of Veterinary Medicine) for sequencing on a Perkin-Elmer Model 377 Automated Sequencer.

Once a clone was identified that contained the desired mATS in the correct orientation, primers CMVf-NgoM IV (5' TTGCCGGCATCAGATTGGCTAT (SEQ ID NO:95); underlined bases denote NgoM IV recognition site) and Syn-polyA-BstE II (5' AGAGGTCACCGGGTCAATTCTTCAGCACCTGGTA (SEQ ID NO:96); underlined bases denote BstE II recognition site) were used to PCR amplify the entire CMV promoter, mATS, and synthetic polyA for cloning upstream of the transposon

in pTnLac. The PCR was conducted with FailSafe™ as described above, purified using the Zymo Clean and Concentrator kit, the ends digested with NgoM IV and BstE II (New England Biolabs), purified with the Zymo kit again and cloned upstream of the transposon in pTnLac as described below.

5 Plasmid pTnLac was digested with NgoM IV and BstE II to remove the ptac promoter and transposase and the fragments separated on an agarose gel. The band corresponding to the vector and transposon was excised, purified from the agarose, and dephosphorylated with calf intestinal alkaline phosphatase (New England Biolabs) to prevent self-annealing. The enzyme was removed from the vector using a  
10 Zymo DNA Clean and Concentrator-5. The purified vector and CMVp/mATS/polyA were ligated together using a Stratagene T4 Ligase Kit and transformed into *E. coli* as described above.

Colonies resulting from this transformation were screened (mini-preps) as describe above and clones that were the correct size were verified by DNA sequence  
15 analysis as described above. The vector was given the name pTnMod (SEQ ID NO:57) and includes the following components:

Base pairs 1-130 are a remainder of F1(-) on from pBluescriptll sk(-) (Stratagene), corresponding to base pairs 1-130 of pBluescriptll sk(-).

20 Base pairs 131 - 132 are a residue from ligation of restriction enzyme sites used in constructing the vector.

Base pairs 133 -1777 are the CMV promoter/enhancer taken from vector pGWiz (Gene Therapy Systems), corresponding to bp 229-1873 of pGWiz. The CMV promoter was modified by the addition of an ACC sequence upstream of ATG.

25 Base pairs 1778-1779 are a residue from ligation of restriction enzyme sites used in constructing the vector.

Base pairs 1780 - 2987 are the coding sequence for the transposase, modified from Tn10 (GenBank accession J01829) by optimizing codons for stability of the transposase mRNA and for the expression of protein. More specifically, in each of the codons for the first ten amino acids of the transposase, G or C was changed to A or T  
30 when such a substitution would not alter the amino acid that was encoded.

Base pairs 2988-2993 are two engineered stop codons.

Base pair 2994 is a residue from ligation of restriction enzyme sites used in constructing the vector.

Base pairs 2995 - 3410 are a synthetic polyA sequence taken from the pGWiz vector (Gene Therapy Systems), corresponding to bp 1922-2337 of 10 pGWiz.

Base pairs 3415 - 3718 are non-coding DNA that is residual from vector pNK2859.

5 Base pairs 3719 - 3761 are non-coding  $\lambda$  DNA that is residual from pNK2859.

Base pairs 3762 - 3831 are the 70 bp of the left insertion sequence recognized by the transposon Tn10.

Base pairs 3832-3837 are a residue from ligation of restriction enzyme sites used in constructing the vector.

10 Base pairs 3838 - 4527 are the multiple cloning site from pBluescriptII sk(20), corresponding to bp 924-235 of pBluescriptII sk(-). This multiple cloning site may be used to insert any coding sequence of interest into the vector.

Base pairs 4528-4532 are a residue from ligation of restriction enzyme sites used in constructing the vector.

15 Base pairs 4533 - 4602 are the 70 bp of the right insertion sequence recognized by the transposon Tn10.

Base pairs 4603 - 4644 are non-coding  $\lambda$  DNA that is residual from pNK2859.

Base pairs 4645 - 5488 are non-coding DNA that is residual from pNK2859.

20 Base pairs 5489 - 7689 are from the pBluescriptII sk(-) base vector - (Stratagene, Inc.), corresponding to bp 761-2961 of pBluescriptII sk(-).

Completing pTnMod is a pBlueScript backbone that contains a *colE1* origin of replication and an antibiotic resistance marker (ampicillin).

25 It should be noted that all non-coding DNA sequences described above can be replaced with any other non-coding DNA sequence(s). Missing nucleotide sequences in the above construct represent restriction site remnants.

30 All plasmid DNA was isolated by standard procedures. Briefly, *Escherichia coli* containing the plasmid was grown in 500 mL aliquots of LB broth (supplemented with an appropriate antibiotic) at 37°C overnight with shaking. Plasmid DNA was recovered from the bacteria using a Qiagen Maxi-Prep kit (Qiagen, Inc., Chatsworth, CA) according to the manufacturer's protocol. Plasmid DNA was resuspended in 500  $\mu$ L of PCR-grade water and stored at -20°C until used.

## EXAMPLE 2

*Transposon-Based Vector pTnMCS*

Another transposon-based vector was designed for inserting a desired coding sequence into the genome of eukaryotic cells. This vector was termed pTnMCS and its constituents are provided below. The sequence of the pTnMCS vector is provided in SEQ ID NO:56. The pTnMCS vector contains an avian optimized polyA sequence operably-linked to the transposase gene. The avian optimized polyA sequence contains approximately 75 nucleotides that precede the A nucleotide string.

- 10 Bp 1 – 130 Remainder of F1 (-) ori of pBluescriptII sk(-) (Stratagene) bp1-130  
 Bp 133 – 1777 CMV promoter/enhancer taken from vector pGWIZ (Gene Therapy Systems) bp 229-1873  
 Bp 1783 – 2991 Transposase, from Tn10 (GenBank accession #J01829) bp 108-1316  
 Bp 2992 – 3344 Non coding DNA from vector pNK2859  
 15 Bp 3345 – 3387 Lambda DNA from pNK2859  
 Bp 3388 – 3457 70 bp of IS10 left from Tn10  
 Bp 3464 – 3670 Multiple cloning site from pBluescriptII sk(-), thru the XmaI site bp 924-718  
 Bp 3671 - 3715 Multiple cloning site from pBluescriptII sk(-), from the XmaI site  
 20 thru the XhoI site. These base pairs are usually lost when cloning into pTnMCS bp 717-673  
 Bp 3716 – 4153 Multiple cloning site from pBluescriptII sk(-), from the XhoI site bp 672-235  
 Bp 4159 - 4228 70 bp of IS10 right from Tn10  
 25 Bp 4229 - 4270 Lambda DNA from pNK2859  
 Bp 4271 – 5114 Non-coding DNA from pNK2859  
 Bp 5115 - 7315 pBluescript sk (-) base vector (Stratagene, Inc.) bp 761-2961.

## EXAMPLE 3

30 *Production of Antibody in Egg White*

A transposon-based vector containing a CMV promoter/cecropin prepro/antibody heavy chain/cecropin pro/Antibody light chain/conalbumin poly A (SEQ ID NO:97) was injected into the oviduct of quail and chickens. A total of 20 birds were injected (10 chickens and 10 quail) and eggs were harvested from the birds

once the eggs were laid. Partially purified egg white protein (EW) was then run on a gel under both reducing and non-reducing conditions. Figure 5 is a picture of the gel. Lanes 1 & 18: molecular weight markers, Lanes 2 and 3: EW #1, non-reduced, reduced, respectively; Lanes 4 and 5: EW #2, non-reduced, reduced, respectively, 5 Lanes 6 and 7: EW #3, non-reduced, reduced, respectively, Lanes 8 and 9: EW #4, non-reduced, reduced, respectively; Lanes 10 and 11: EW #5, non-reduced, reduced, respectively; Lanes 12 and 13: EW #6, non-reduced, reduced, respectively; Lanes 14 and 15: EW #7, non-reduced, reduced, respectively; and Lanes 16 and 17: EW #8 Control, non-reduced, reduced, respectively. Based upon the gel results, the possibility that the egg white in the treated chicken and quail contains antibody 10 produced by the above-mentioned transposon-based vector cannot be excluded.

#### EXAMPLE 4

##### *Additional Transposon-Based Vectors for Administration to an Animal*

The following example provides a description of various transposon-based 15 vectors of the present invention and several constructs for insertion into the transposon-based vectors of the present invention. These examples are not meant to be limiting in any way. The constructs for insertion into a transposon-based vector are provided in a cloning vector pTnMCS or pTnMod, both described above.

##### pTnMOD (CMV-prepro-HCPro-Lys-CPA) (SEQ ID NO:97)

- 20 Bp 1-4090 from vector pTnMod, bp 1 - 4090  
 Bp 4096-5739 CMV promoter/enhancer taken from vector pGWIZ (Gene therapy systems), bp 230-1864  
 Bp 5746-5916 Capsite/Prepro taken from GenBank accession # X07404, bp 563-733  
 Bp 5923-7287 Heavy C chain gene construct taken from antibody RM2 provided by 25 Mark Glassy (Shantha West, Inc)  
 Bp 7288-7302 Pro taken from GenBank accession # X07404, bp 719-733 (includes Lysine)  
 Bp 7309-7953 Light Chain gene construct taken from antibody RM2 provided by Mark Glassy (Shantha West, Inc)  
 30 Bp 7960-8372 Conalbumin polyA taken from GenBank accession # Y00407, bp 10651-11058  
 Bp 8374-11973 from cloning vector pTnMod, bp 4091-7690



pTnMCS (CHOVep-prepro-HCPro-CPA) (SEQ ID NO:98)

- Bp 1–3715 from vector pTnMCS, bp 1-3715
- 5 Bp 3721–4395 Chicken Ovalbumin enhancer taken from GenBank accession # S82527.1, bp 1–675
- Bp 4402–5738 Chicken Ovalbumin promoter taken from GenBank accession # J00899-M24999, bp 1-1336
- Bp 5745–5915 Capsite/Prepro taken from GenBank accession # X07404, bp 563–733
- 10 Bp 5922–7286 Heavy Chain gene construct taken from antibody RM2 provided by Mark Glassy (Shantha West, Inc)
- Bp 7287–7298 Pro taken from GenBank accession # X07404, bp 719-730 (does not include Lysine)
- Bp 7305–7949 Light Chain gene construct taken from antibody RM2 provided by Mark Glassy (Shantha West, Inc)
- 15 Bp 7956–8363 Conalbumin polyA taken from GenBank accession # Y00407, bp 10651-11058
- Bp 8365–11964 from cloning vector pTnMCS, bp 3716-7315

pTnMCS(CHOVep-prepro-HCPro-Lys-CPA) (SEQ ID NO:99)

- 20 Bp 1 – 3715 from vector pTnMCS, bp 1-3715
- Bp 3721 – 4395 Chicken Ovalbumin enhancer taken from GenBank accession # S82527.1, bp 1–675
- Bp 4402 - 5738 Chicken Ovalbumin promoter taken from GenBank accession # J00899-M24999, bp 1-1336
- 25 Bp 5745 – 5915 Capsite/Prepro taken from GenBank accession # X07404, bp 563–733
- Bp 5922 - 7286 Heavy Chain gene construct taken from antibody RM2 provided by Mark Glassy (Shantha West, Inc)
- Bp 7287 - 7301 Pro taken from GenBank accession # X07404, bp 719-733 (includes Lysine)
- 30 Bp 7308 – 7952 Light Chain gene construct taken from antibody RM2 provided by Mark Glassy (Shantha West, Inc)
- Bp 7959 – 8366 Conalbumin polyA taken from GenBank accession # Y00407, bp 10651-11058

Bp 8368 – 11967 from cloning vector pTnMCS, bp 3716-7315

pTnMCS (CMV-prepro-HCPro-CPA) (SEQ ID NO:100)

Bp 1 – 3715 from vector pTnMCS, bp 1-3715

- 5 Bp 3721 – 5364 CMV promoter/enhancer taken from vector pGWIZ (Gene therapy systems), bp 230-1864

Bp 5371-5541 Capsite/Prepro taken from GenBank accession # X07404, bp 563–733

Bp 5548 - 6912 Heavy Chain gene construct taken from antibody RM2 provided by Mark Glassy (Shantha West, Inc)

- 10 Bp 6913 - 6924 Pro taken from GenBank accession # X07404, bp 719-730 (does not Lysine)

Bp 6931 – 7575 Light Chain gene construct taken from antibody RM2 provided by Mark Glassy (Shantha West, Inc)

- 15 Bp 7582 – 7989 Conalbumin polyA taken from GenBank accession # Y00407, bp 10651-11058

Bp 7991 – 11590 from cloning vector pTnMCS, bp 3716-7315

pTnMCS (CMV-prepro-HCPro-Lys-CPA) (SEQ ID NO:101)

Bp 1 – 3715 from vector pTnMCS, bp 1-3715

- 20 Bp 3721 – 5364 CMV promoter/enhancer taken from vector pGWIZ (Gene therapy systems), bp 230-1864

Bp 5371-5541 Capsite/Prepro taken from GenBank accession # X07404, bp 563–733

Bp 5548 - 6912 Heavy Chain gene construct taken from antibody RM2 provided by Mark Glassy (Shantha West, Inc)

- 25 Bp 6913 - 6927 Pro taken from GenBank accession # X07404, bp 719-733 (includes Lysine)

Bp 6934 – 7578 Light Chain gene construct taken from antibody RM2 provided by Mark Glassy (Shantha West, Inc)

- 30 Bp 7585 – 7992 Conalbumin polyA taken from GenBank accession # Y00407, bp 10651-11058

Bp 7994 – 11593 from cloning vector pTnMCS, bp 3716-7315

pTnMod (CHOvep-prepro-HCPro-CPA) (SEQ ID NO:102)

- Bp 1–4090 from vector pTnMod, bp 1-4090
- Bp 4096–4770 Chicken Ovalbumin enhancer taken from GenBank accession # S82527.1, bp 1–675
- 5 Bp 4777-6113 Chicken Ovalbumin promoter taken from GenBank accession # J00899-M24999, bp 1-1336
- Bp 6120-6290 Capsite/Prepro taken from GenBank accession # X07404, bp 563–733
- Bp 6297-7661 Heavy Chain gene construct taken from antibody RM2 provided by Mark Glassy (Shantha West, Inc)
- 10 Bp 7662-7673 Pro taken from GenBank accession # X07404, bp 719-730 (does not include Lysine)
- Bp 7680–8324 Light Chain gene construct taken from antibody RM2 provided by Mark Glassy (Shantha West, Inc)
- Bp 8331–8738 Conalbumin polyA taken from GenBank accession # Y00407, bp 10651-11058
- 15 Bp 8740–12339 from cloning vector pTnMod, bp 3716-7315

pTnMod (CHOvep-prepro-HCPro-LYS-CPA) (SEQ ID NO:103)

- Bp 1–4090 from vector pTnMod, bp 1-4090
- 20 Bp 4096–4770 Chicken Ovalbumin enhancer taken from GenBank accession # S82527.1, bp 1–675
- Bp 4777-6113 Chicken Ovalbumin promoter taken from GenBank accession # J00899-M24999, bp 1-1336
- Bp 6120-6290 Capsite/Prepro taken from GenBank accession # X07404, bp 563–733
- 25 Bp 6297-7661 Heavy Chain gene construct taken from antibody RM2 provided by Mark Glassy (Shantha West, Inc)
- Bp 7662-7676 Pro taken from GenBank accession # X07404, bp 719-733 (includes Lysine)
- Bp 7683–8327 Light Chain gene construct taken from antibody RM2 provided by Mark Glassy (Shantha West, Inc)
- 30 Bp 8334–8741 Conalbumin polyA taken from GenBank accession # Y00407, bp 10651-11058
- Bp 8743–12342 from cloning vector pTnMod, bp 3716-7315

pTnMod (CMV-prepro-HCPro-CPA) (SEQ ID NO:104)

- Bp 1–4090 from vector pTnMod, bp 1-4090
- Bp 4096–5739 CMV promoter/enhancer taken from vector pGWIZ (Gene therapy systems), bp 230-1864
- 5 Bp 5746-5916 Capsite/Prepro taken from GenBank accession # X07404, bp 563–733
- Bp 5923-7287 Heavy Chain gene construct taken from antibody RM2 provided by Mark Glassy (Shantha West, Inc)
- Bp 7288-7299 Pro taken from GenBank accession # X07404, bp 719-730 (does not include Lysine)
- 10 Bp 7306–7950 Light Chain gene construct taken from antibody RM2 provided by Mark Glassy (Shantha West, Inc)
- Bp 7557–7969 Conalbumin polyA taken from GenBank accession # Y00407, bp 10651-11058
- 15 Bp 7971–11970 from cloning vector pTnMod, bp 3716-7315

All patents, publications and abstracts cited above are incorporated herein by reference in their entirety. It should be understood that the foregoing relates only to preferred embodiments of the present invention and that numerous modifications or alterations may be made therein without departing from the spirit and the scope of the present invention as defined in the following claims.

20

## CLAIMS

We claim:

1. An isolated polynucleotide comprising two or more genes of interest and two or more pro nucleotide sequences, wherein each gene of interest is operably-linked to a pro nucleotide sequence and each of the two or more genes of interest may be the same or different.  
5
2. The polynucleotide of claim 1, wherein a most 5' pro nucleotide sequence of the two or more pro nucleotide sequences is a part of a prepro nucleotide sequence.  
10
3. The polynucleotide of claim 1, wherein two genes of interest and two pro nucleotide sequences are arranged in the following order: a prepro nucleotide sequence, a first gene of interest, a pro nucleotide sequence, and a second gene of interest.  
15
4. The polynucleotide of claim 3, wherein the prepro nucleotide sequence is a cecropin prepro nucleotide sequence and the pro nucleotide sequence is a cecropin pro sequence.  
20
5. The polynucleotide of claim 3, wherein the prepro nucleotide sequence comprises a sequence shown in SEQ ID NO:3 or SEQ ID NO:4 and the pro nucleotide sequence comprises a sequence shown in SEQ ID NO:1 or SEQ ID NO:2.  
25
6. The polynucleotide of claim 1, wherein a first gene of interest encodes for an antibody heavy chain and a second gene of interest encodes for an antibody light chain.
- 30 7. A method of producing a multimeric protein in an individual comprising administering to the individual a polynucleotide comprising two or more genes of interest, wherein each gene of interest encodes a part of the multimeric protein, each gene of interest is operably-linked to a pro nucleotide sequence, and each of the two or more genes of interest may be the same or  
35 different.
8. The method of claim 7, wherein the multimeric protein is an associated multimeric protein.

9. The method of claim 7, wherein the multimeric protein is a multivalent multimeric protein.
- 5 10. The method of claim 7, wherein a most 5' pro nucleotide sequence of the two or more pro sequences is a part of a prepro nucleotide sequence.
11. The method of claim 7, wherein the polynucleotide comprises two genes of interest and two pro nucleotide sequences arranged in the following  
10 order: a prepro nucleotide sequence, a first gene of interest, a pro nucleotide sequence, and a second gene of interest.
12. The method of claim 7, wherein a first gene of interest encodes for an antibody heavy chain and a second gene of interest encodes for an antibody  
15 light chain.
13. A method of producing a protein in an individual comprising administering to the individual a polynucleotide comprising a cecropin prepro nucleotide sequence operably-linked to one or more genes of interest, each  
20 gene of interest encoding the multimeric protein.
14. The method of claim 13, wherein a first gene of interest is an antibody heavy chain and a second gene of interest is an antibody light chain.
- 25 15. The method of claim 13, wherein the protein is a multimeric protein and the cecropin prepro nucleotide sequence is operably-linked to two or more genes of interest, wherein each gene of interest encodes a part of the multimeric protein.
- 30 16. The method of claim 15, wherein the multimeric protein is an associated multimeric protein.
17. The method of claim 15, wherein the multimeric protein is a multivalent multimeric protein.  
35
18. A method of producing a multimeric protein in an individual comprising administering to the individual a polynucleotide comprising two or more genes of interest, wherein each gene of interest encodes a part of the

multimeric protein and wherein each gene of interest is operably linked to a gene encoding for a cleavage site.

- 5 19. The method of claim 18, wherein a transposon-based vector comprises the polynucleotide and further comprises a transposase gene operably linked to a first promoter and wherein;
- a) the first promoter comprises a modified Kozak sequence comprising ACCATG;
  - b) the two or more genes of interest are each operably-linked to one or more additional promoters; and,
  - c) the two or more genes of interest and their operably-linked promoters are flanked by transposase insertion sequences recognized by a transposase encoded by the transposase gene.
- 10 20. The method of claim 18, wherein a transposon-based vector comprises the polynucleotide and further comprises a transposase gene operably linked to a first promoter and an avian optimized polyA sequence, and wherein;
- a) the two or more genes of interest are each operably-linked to one or more additional promoters; and,
  - b) the two or more genes of interest and their operably-linked promoters are flanked by transposase insertion sequences recognized by a transposase encoded by the transposase gene.
- 15 21. The method of claim 18, wherein the multimeric protein is an associated multimeric protein.
- 20 22. The method of claim 18, wherein the multimeric protein is a multivalent multimeric protein.
- 25 23. The method of claim 18, wherein the polynucleotide further comprises a cleavage site.
- 30 24. An animal comprising the isolated polynucleotide of claim 1.
- 35 25. The animal of claim 24, wherein the animal is a bird.
26. An egg produced by the animal of claim 25.

27. The egg of claim 26, wherein the egg comprises a multimeric protein encoded by the isolated polynucleotide.
28. The animal of claim 24, wherein the animal is a mammal.
29. Milk produced by the mammal of claim 28.
30. The milk of claim 29, wherein the milk comprises a multimeric protein encoded by the isolated polynucleotide.
31. A method of producing a multimeric protein comprising:  
a) administering to an egg-laying animal a composition comprising the polynucleotide of claim 1 in an acceptable carrier; and,  
b) permitting the one or more genes of interest to be expressed into the multimeric protein.
32. The method of claim 31, further comprising  
a) collecting an egg from the egg-laying animal;  
b) harvesting egg white comprising the multimeric protein; and,  
c) purifying the multimeric protein.
33. The method of claim 31, wherein the egg-laying animal is a bird.
34. A method of producing a multimeric protein comprising:  
a) administering to an intramammary duct system of a mammal a composition comprising the polynucleotide of claim 1 in an acceptable carrier, and,  
b) permitting the one or more genes of interest to be expressed into the multimeric protein.
35. The method of claim 34, further comprising  
a) collecting milk from the mammal, wherein the milk comprises the multimeric protein;  
b) purifying the multimeric protein.
36. The polynucleotide of any of the preceding claims, wherein the prepro nucleotide sequence comprises a sequence shown in SEQ ID NO:3 or SEQ ID NO:4.



37. The polynucleotide of any of the preceding claims, wherein the two or more pro nucleotide sequences each comprise a sequence shown in SEQ ID NO:1 or SEQ ID NO:2.

5

38. The polynucleotide of any of the preceding claims, wherein the prepro nucleotide sequence is a cecropin prepro nucleotide sequence.

10

39. The polynucleotide of any of the preceding claims, wherein the pro nucleotide sequence is a cecropin pro nucleotide sequence.

15

FIGURE 1

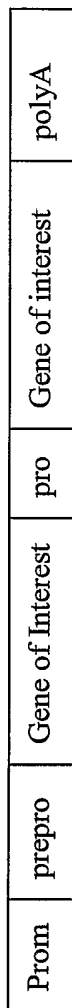


FIGURE 2

IS	Oval Prom	prepro	Heavy chain	pro	Light chain	polyA	IS
----	-----------	--------	-------------	-----	-------------	-------	----

FIGURE 3




4/5

FIGURE 4

IS	Prom	SS	Gene of Interest	CS	Gene of Interest	polyA	IS
----	------	----	------------------	----	------------------	-------	----

FIGURE 5



Appendix A

5 SEQ ID NO:1 (cecropin pro)  
GCG CCA GAG CCG AAA

SEQ ID NO:2 (cecropin pro extended)  
GCG CCA GAG CCG AAA TGG AAA GTC TTC AAG

10 SEQ ID NO:3 (cecropin prepro)  
AAT TTC TCA AGG ATA TTT TTC TTC GTG TTC GCT TTG GTT CTG GCT TTG TCA  
ACA GTT TCG GCT GCG CCA GAG CCG AAA

15 SEQ ID NO:4 (cecropin prepro extended)  
AAT TTC TCA AGG ATA TTT TTC TTC GTG TTC GCT TTG GTT CTG GCT TTG TCA  
ACA GTT TCG GCT GCG CCA GAG CCG AAA TGG AAA GTC TTC AAG

20 SEQ ID NO:5 (modified Kozak sequence)  
ACCATG

SEQ ID NO:6  
atg ctg ggc atc tgg acc ctc cta cct ctg gtt ctt acg tct gtt gct aga  
25 tta

SEQ ID NO:7  
atg att cct gcc aga ttt gcc ggg gtg ctg ctt gct ctg gcc ctc att ttg  
cca ggg acc ctt tgt

30 SEQ ID NO:8  
atgg gcagagcaat ggtggccagg ctggggctgg ggctgctgct gctggcactg  
ctcctacca cgcagattta ttcc

35 SEQ ID NO:9  
atgaatctat cgaacatttc tgccgtaaaa gtattaacac tgggtggttag cgctgccatc gct

SEQ ID NO:10

40 atgaccatcc ttttccttac tatggttacc tcatacttca gttgcatgaa agctgccccg  
atgaaagaag ctagtgtgtaag aggacatggc agcttggctt acccaggctc tcggaccac  
gggactcctg aaagcctaac tgggccaat gctggttcaa gaggactgac atcactggcg  
gacacttttg aacacgtgat agaggagctt ctgatgaag atcaggacat ccagcccagt  
gaggaaaaca aggatgcgga cttgtacaca tcccagatca tgctgagcag tcaagtgcct  
45 ttggaacccc cactgctctt tctgctcgag gactacaaa actacctgga tgctgcaaac  
atgtccatga gagtccggcg tcactctgac

SEQ ID NO:11  
cgtctttttc tcttatcttt tctcgttttc gctcttttct cgtcggcgat tgctttctcc  
50 gacgacgatc cgttgatccg acaagttgta tcgggaaacg atgacaacca tatgttaaac  
gccgagcatc acttttcaact tttt

SEQ ID NO:12  
55 atg tccatcttgt tttatgtgat atttcttgca tatcttcgtg gcattcagtc aactaatatg  
gatcaaagga gtttgccaga agattcaatg aattctctca ttattaaact cattcgggca  
gacatcttga aaaacaagct ttctaagcag gtgatggatg tcaaggaaaa ctatcaaac  
atagtcaga aagtagagga ccaccaggag atggatggag atgaaaatgt gaaatcagac  
ttcagccag ttatttcaat ggatacagac ctctaaggc agcagagacg ctacaactct  
tc tctaagtga caacacacca ctggaaccac caccactgta cctcacagag  
tg gaagttcagt ggtattaaac agaacctctc gaaggaaaag gt

SEQ ID NO:13  
 atggtgcatc tgactcctga ggagaagtct gccgttactg ccctgtgggg caaggtgaac  
 5 gtggatgaag ttggtggtga ggccctgggc aggctgctgg tggcttacc ttggaccag  
 aggttccttg agtcctttgg ggatctgtcc actcctgatg ctggttatggg caaccctaag  
 gtgaaggctc atggcaagaa agtgctcggg gccttttagtg atggcctggc tcacctggac  
 aacctcaagg gcacctttgc cacactgagt gagctgcact gtgacaaget gcacgtggat  
 cctgagaact tcaggctcct gggcaacgtg ctggctctgtg tgctggcca tcactttggc  
 10 gccctggccc acaagtatca cccaccagt gcaggctgcc taccagaaag tgggtggctgg tgtggcta  
 cctttgttcc ctaagtccaa ctactaaact gggggatatt atgaagggcc ttgagcatct  
 ggattctgcc taataaaaa ctttttttt cattgc

15 SEQ ID NO:14  
 gcattggggac ggcgcttctc cagcgcgggg gctgctttct cctgtgcctt tcgctgctgc  
 tcctgggctg ctggcgagg ctggcgagg

20 SEQ ID NO:15  
 cgaaacgatt caaacctct ttactgccgt tttttgctgg atttttattg ctgttttatt  
 tggttctggc aggac

25 SEQ ID NO:16  
 ggagtctggg ggaggcttag tgcagcctgg agagtccctg aaactctcct gtgaatecaa  
 tgaatacga tcccttccc atgacatgtc ttgggtccgc aagactccgg agaagaggct  
 ggagttggtc gcagcatta atagtatgg tggtagcacc tactatccag acaccatgga  
 gagacgattc atcatctcca gagacaatac caagaagacc ctgtacctgc aaatgagcag  
 30 tctgaggctc gaggacacag ccttgtatta ctgtgcaaga cacacgatga gcaaaagtta  
 ctgtgagctc aaactaaac ctctgcaga gcattccagga ccagcagggg gcgaggagag  
 acacagagtt gtgaaat

35 SEQ ID NO:17  
 acatccattc ttctgtgagt ttcactcgaa gagcagcgtg tcaactgcgga caagccagcc  
 agctcaccat ggctggacct cccagggtac cagacctctg ggaactggcc ctgagcctca  
 cttcacggac acaggctgcc cgccaaagtg ggtctcagag caacagtgtg tgcattgctc  
 gtcacatctt cctcttgctt tgcattgactg actacacca agaagtgtgc cctgggagg  
 aaagcatatt tggcaaccag atcataataa aatcagaaat gcagcaaac tttaaaat  
 40 ccagacttgg

SEQ ID NO:18  
 tggaaagcaag agggagtatg ctaacttcat g

45 SEQ ID NO:19  
 atcaattaca agagg

50 SEQ ID NO:20  
 atgaagttmg catactcct cttgcttcca ttggcaggag tcagtgtctc agtkatcaat  
 tacaagaga

SEQ ID NO:21  
 aattcttaat taattattgt ggtgtcacia taacttttc

55 SEQ ID NO:22  
 cccccggat ccatggcgc taaattcgtc gtggttctgg ccgcttgctg cgccctgagc  
 cactcggcta tggctgcgc caagaagaac ggctac

60 SEQ ID NO:23  
 cccccggat ccatgaaact cctggctgtg ttcgcatgt gcgtgcccgc tgccagcgtc



SEQ ID NO:24  
cagtgtacgg cggctcgagg cagaagtccg gacgcata

5

SEQ ID NO:25  
gaattcatta tcagcacgga ccagatttct ggatcaggat agaagtctga cgtttacggt  
tttcgaagca cagaacgcat tcgttagcgt aagtgtcacc gtcgggtaccg caaacccggac  
10 ggtattccag agtgcaaccg ttcagttcgt tgtagcattt agcttcacga cccagagagt  
ccatggatcc cccttccgct gtcttctcag ttccaagcat tgcgattttg ttaagcaacg  
cactctcgat tcgtagagcc tcgttgcggt tgtttgcacg aaccatattg

SEQ ID NO:26  
ttcacaggca ggtttttgta gagaggggca tgtcatagtc ctcactgtgg

15

SEQ ID NO:27  
aagcttctcg tgaaaaccaa cccaattagt tagtattgca ttctgtgtac tatagtttgg  
aatattaaaa atattttaaa atacctccat tttgcttacc ctttttagtga agatgatacc  
tgcaaaagac atggctaag ttatgattgt catggttgga atttgtttcc ttacaaaatc  
20 ggatgggaaa tctgttaagt aagtactggt ttgccttggga attggatttt taatgttgac  
tttatcattt cgaagtgggg agctaattgg aagtggccct ctctgtttct cttcttccca  
ggaagagat

SEQ ID NO:28  
25 atggctacag gctcccggac gtcctctctc ctggcttttg gctgctctg cctgccctgg  
cttcaagagg gcagtgcc

SEQ ID NO:29  
30 atgaggtct ttgctaactt tgggtgctttg  
cttctctgcc ctggctgctc tgggg

SEQ ID NO:30  
atgc acctgagaat ccacgcgaga cggaaacctc ctgcgccgcc ggcctggacg  
35 cttgggatct ggtccctttt ctggggatgt atcgtcagct ct

SEQ ID NO:31  
atg gccattagt gagtccctgt gctaggattt ttcattatag ctgtgctgat gacgctcag  
gaatcatggg ctatcaaaga agaactgtg atcatccagg ccgagttcta tctgaatcct  
40 gaccaatcag gcgagtttat gtttgac

SEQ ID NO:32  
aggggggatc cccggagacc ttcgggtagc aactgtcacc ttgatgctgg cgatcctgag  
ctcctcactg gctgagggc

SEQ ID NO:33  
45 atg gtgtgtctga ggctccctgg aggctcctgc atggcagttc tgacagtgac  
actgatggtg ctgagctccc cactggcttt ggct

SEQ ID NO:34  
50 1 gaacgattta aggagcgaat actactggta aactaatgga agaaatctgc tgcaccactg  
61 gatattggga gtgtgtggca tgcacacctc tcatcaggaa actctaaaaa agaaccgagt  
121 ggtgctagcc aacagctgt tgtgagcga attgttagaa catcttctgg agaaggacat  
181 catcaccttg gaaatgaggg agtcatcca ggccaaagtg ggcagtttca gccagaatgt  
55 241 ggaactcctc aacttgctgc ctaagagggg tccccagct tttgatgctt tctgtgaagc  
301 actgagggag accaagcaag gccacctgga ggatattgtg ctaccaccct tttctgggct  
361 tcagcatgta ctcccacctg tgagctgtga ctacgacttg agtctccctt ttccgggtgtg  
421 tgagctctgt cccctttaca agaagctccg cctgtcgaca gatactgtgg aacactccct  
481 agacaataaa gatggtcctg tctgccttca ggtgaagcct tgcactcctg aattttatca

541 aacacacttc cagctggcat ataggttgca gtctcggcct cgtggcctag cactggtggt  
 601 gagcaatgtg cacttcactg gagagaaaga actggaattt cgctctggag gggatgtgga  
 661 ccacagtact ctagtcaacc tcttcaagct tttgggctat gacgtccatg ttctatgtga  
 721 ccagactgca caggaaatgc aagagaaact gcagaathtt gcacagttac ctgcacaccg  
 5 781 agtcacggac tcttgcacgc tggcactcct ctgcacatgt gtggagggcg ccatctatgg  
 841 tgtggatggg aaactgctcc agctccaaga ggtttttcag ctctttgaca acgccaactg  
 901 cccaagccta cagaacaaac caaaaatggt cttcatccag gcctgcccgt gaggtgctat  
 961 tggatccctt gggcaacctc tctgtttcac tgctgccacc gcctctcttg ctctatgaga  
 1021 ctgatcgtgg ggttgacca caagatggaa agaaccacgc aggatccctt  
 10 ggtgcgagg  
 1081 agagtgatgc cggtaaagaa aagttgccga agatgagact gcccacgcgc  
 tcagacatga  
 1141 tatgcggtta tgcttgcctc aaagggactg ccgccatgcg gaacacaaaa  
 cgaggttctt  
 15 1201 ggtacatcga ggctcttgct caagtgtttt ctgagcgggc ttgtgatatg  
 cacgtggccg  
 1261 acatgctggg taaggtgaac gcacttatca aggatcggga aggttatgct  
 cctggcacag  
 1321 aattccaccg gtgcaaggag atgtctgaat actgcagcac tctgtgccgc  
 20 cacctctacc  
 1381 tgttcccagg acaccctccc acatgatgtc acctccccat catccacgcc  
 aagtggaagc  
 1441 cactggacca caggaggtgt gatagagcct ttgatcttca ggatgcacgg  
 tttctgttct  
 25 1501 gccccctcag ggatgtggga atctcccaga cttgtttcct gtgcccatca  
 tctctgcctt  
 1561 tgagtgtggg actccaggcc agctcctttt ctgtgaagcc ctttgccctg  
 agagccagcc  
 1621 ttggttggac ctattgccag gaatgtttca gctgcagttg aagagcctga  
 30 caagtgaagt  
 1681 tgtaaacaca gtgtggttat ggggagaggg catataaatt ccccatatht  
 gtgttcagtt  
 1741 ccagcttttg tagatggcac tttagtgatt gcttttatta cattagttaa  
 gatgtctgag  
 35 1801 agaccatctc ctatctttta tttcatctat atcctccgcc ctttttgtcc  
 tagagtgaga  
 1861 gtttggagg tgtccaaatt taatgtagac attatctttt ggctctgaag  
 aagcaaacat  
 1921 gactagagac gcaccttgcg gcagtgtcca gaagcggcct gtgogttccc  
 40 ttcagtactg  
 1981 cagcggcacc cagtggagg acactcttgg ctcgtttggg ctcaaggcac  
 cgcagcctgt  
 2041 cagccaacat tgcttgcac ttgtacctta ttgatctttg cccatggaag  
 tctcaaagat  
 45 2101 ctttcggttg ttgtttctct gagctttggt actgaaatga gcctcgtggg  
 gagcatcaga  
 2161 gaaggccagg aagaatggtg tgtttcccta gactctgtaa ccacctctct  
 gtcttttcc  
 2221 ttctgagaa acgtccatct ctctccctta ctatcccccac tttcattcaa  
 50 tcaacctgca  
 2281 ctccatctct agatttctag aaaagcttcc tagcttatct cctgcttca  
 tatctctccc  
 2341 ttctttacct tcatttctac ctgttggtg ctgccaccaa atctgtctag  
 aatcctgctt  
 55 2401 tacaggatca tgtaaagtct caaagatgta atgtagttct ttgttctctg  
 tttctcttcc  
 2461 agtattaaac tctccttga tattatgtgg cttttatttc agtgccatac  
 atgttattgt  
 2521 tttcaacctt gaaaccttca tccctgctta tctgaaactt cccaacttcc  
 60 ctgttcttca

2581 agactttttt ttttttttt ttttttttg agacagagtc tcgctctgtc  
 gccaggctg  
 2641 gagggcagtg gcacgatctc agctcactgc aagctccaac tcccgggttc  
 acgccattct  
 5 2701 cctgcctcag cettccaagt agctgggact acaggtgccc gccaccgtgc  
 cgggctaatt  
 2761 tttttgtatt ttttagtagag acagggtttc accatgtag cgggatggt  
 cttgatctcc  
 10 2821 tgacctcatg atccaccac ctcagcctcc caaagtgttg ggattacagg  
 cgtgagccac  
 2881 tgcgcccggg caagacctt ttttaaaaa aaaaaaaaa aaacttccat  
 tctttcttcc  
 2941 tccagtctgt tctcacataa cagagtagtt ttggttttta atttttttg  
 gttgtttgc  
 15 3001 gttttttggt ttttaaggtg agttctcact atgtttctca gactggtctc  
 gaactcctgg  
 3061 cctcaagcca tcttcccgcc tcagcctctc aaatagctgg gcttacaggc  
 atgagccacc  
 20 3121 acacctggcc aggatttggg tgtttaaata taaatctgat cccccctg  
 cttagaacct  
 3181 ttctgctttc tattaccct catttaaaat gtaaactctt caccttgggt  
 tatgagaact  
 3241 ggttcttgcc tttccctga acctcatta atgggtgatt cttgctaagc  
 tccagcccga  
 25 3301 gtggtctcct ctcagcttct aattttgtgc tctttctgc cttttctg  
 ggccttctca  
 3361 gctctccacc cccaccctc ttgactcagg tgggtgcctt cttcctcaag  
 tcttgacaat  
 30 3421 tccggggccc ttcagtcct gagcagtcta cttctgtgc tgcaccaca  
 tcttgtctt  
 3481 tcccctcatt gcatttattg cagtttatat atatgctact tttacttgtt  
 catttctgtc  
 3541 tcccctacca ggctgtaaat gagggcagaa accttgtttg tttattcac  
 catcatgtac  
 35 3601 caagtgcttg gcacatagtg ggccttcatt aaatgttgt tgaataaaag  
 aggaagaag  
 3661 gcaagccaac cttagctaca atcctacct ttgataaaat gttccttttg  
 acaatataca  
 3721 cggattatta tttgtacttt gtttttccat gtgttttgct tttatccact  
 ggcattttta  
 40 3781 gctccttgaa gacatatcat gtgtgagata acttccttca catctccat  
 ggtccctagc  
 3841 aaaatgctag gcctgtagta gtcaagggtgc tcaataaata tttgtttggg  
 tggtttgtga  
 45 3901 gccttgctgc caagtcctgc ctttgggtcg acatagtatg gaagtatttg  
 agagagagaa  
 3961 cttttccact cccactgcca ggattttgta ttgccatcgg gtgccaata  
 aatgctcata  
 50 4021 tttattaaaa aaaaaaaaa aaaaa

SEQ ID NO:35

1 tccagatcat ctgtcctcac caccaaggcc atgggtgctt cagcgactat ctgcagttg  
 61 ctactcctca gcatgctctg gatggacatg gccatggcag gttccagctt cttgagccca  
 55 121 gagcaccaga aagcccagca gagaaggaa tccaagaagc caccagctaa actgcagcca  
 181 cgagctctgg aaggctggct ccaccagag gacagaggac aagcagaaga ggcagaggag  
 241 gagctggaaa tcaggttcaa tgctcccttc gatgttggca tcaagctgtc aggagctcag  
 301 taccagcagc atggccgggc cctgggaaag tttcttcagg atatcctctg ggaagaggtc  
 361 aaagaggcgc cagctaaca gtaaccactg acaggactgg tccctgtact ttctcctaa  
 60 421 gcaagaactc acatccagct tctgcctcct ctgcaactcc cagcactctc ctgctgactt  
 481 acaataaat gttcaagctg t

5 SEQ ID NO:36  
 atgaagctgc ttgcaatggt tgcactgctg gtcaccatct gtagcctaga aggagctttg  
 gttcggagac

10 SEQ ID NO:37  
 atgaagctgc ttgcaatggt tgcactgctg gtcaccatct gtagcctaga aggagctttg  
 gttcggagac

15 SEQ ID NO:38  
 atggcctt gccaacggct cgaccctgt tggggtcctg tgggacccc gccctcggca  
 gccctctgtt cctgctcttc agcctcggat ggggtcagcc c

20 SEQ ID NO:39  
 atgccgcgcc tgttctccta cctcctaggt gtctggctgc tctgagcca acttcccaga  
 gaaatccag gc

25 SEQ ID NO:40  
 atgacagc atcactgtc gttttaccat cgctttggtt aatattaatt attttactg  
 caccctatac tcaactgt

30 SEQ ID NO:41  
 atgaaagtc ctgctttgtg acctgctgct gctcagtctc ttctccagtg tgttcagcag  
 ttgtcagagg gactgtctca catgccagga gaagctccac ccagccctgg acagcttcca  
 cctggagggtg tgcacccctcg agtgcgaaga gaaggtcttc cccagccccc tctggactcc  
 atgcaccaag gtcattggcca ggagctcttg gcagctcagc cctgcccgcc cagagcatgt  
 ggccgctgct ctctaaccagc cgagagcttc ggagatgcag catctgcggc gaatgccccg  
 agtccggagc ttgttccagg agcaggaaga gcccagacct ggcattggagg aggtcgttga  
 gatggagcag aagcagctgc agaagagat

35 SEQ ID NO:42  
 aattcatgaa gtgggttact ttcactctctt tgttgttctt gttctcttct gcttactcta  
 gagggtgttt cagacg

40 SEQ ID NO:43  
 atgaagtggg ttactttcat ctctttggtg ttcttgttct cttctgctta ctctagaggt  
 gttttcagac gc

45 SEQ ID NO:44  
 1 gaattctcaa tggcaaaggc aagtgtacat tataaatagc aaaacagctg gcttggacca  
 61 tgttgccggc cagtcaccca gttgagggat ttgaatgaca tcataaccct caagagggta  
 121 ttgctagcca gctggtgtta tttagaatac acaaaaatca gagaaagaaa acacactctg  
 181 gcacacagac tccctctgtc atacacacac acacacacac acacacacac acacacacac  
 241 agaggtttga gttatatgga aaattcaaac aacaggaaaa ttgtttgccc cccagggtacc  
 301 cttctcccag agtgggtggg tggggagggg acagtgcagc gcagcctagt agaagaataa  
 361 agaaaaatgt tctatctcag ttgggtttta cagctcggca tagtctttgc ctcatcgcag  
 50 421 gagaaaaagt atgagacagt gccctaaagg gaccaatcca atgctgcctg cccctccata  
 481 cgttcttaga aatgagatca caccctcac ttggcaactg ggacaagggg tcacccgagt  
 541 gctgtcttcc aatctacttt accccagtca cttcagggtt aaaattgtag agtttgctgg  
 601 agagggctct atcgtccttt cttctttttt ttgttttaa taatgcattt gctctagaat  
 661 ctaaaattgc tctcccatcc ccatattcc tttactactg gtaagggtga ttagcagacg  
 55 721 tttgtgtctt catgccagc agaaagttaa tcagaaaaa gatccttatt ttctatggca  
 781 gcataagtat tttaatgtct gcgaacctg tcagtaaac acattctttt aagggaaaaa  
 841 aatgcttctg tgctctagtt ttaaaatgca aaggatgat gttatctgtc accatgcccc  
 901 aaaaagctct tactcaataa ctttgccaga agagggagag agagagaagg caaatgttcc  
 961 cccagctggt tctgtctac agtgtctgtg tttgttagat aaatgtgagg attttgtgta

1021 aatccctctt ctgtttgcata aatctcactg tcaactgctaa attcagagca  
gatagagcct  
1081 ggcgaatgga ataaagtcct caaaattgaa atgtgacatt gctctcaaca  
tctcccatct  
5 1141 ctctggattt ctttttgcct cattattcct gctaaccaat tcattttcag  
actttgtact  
1201 tcagaagcaa tgggaaaaat cagcagtctt ccaaccaat tatttaagt  
ctgcttttgt  
1261 gatttcttga aggtaaatat ttcttactct ttgaagtcac tggggaattc  
10 ggatcccact  
1321 gtaataatag catctttcat ttccgtagta aacgtttcta gatattttgt  
ctcaattcat  
1381 tgaaatagga acccataaag aaaggggttc agggaggact cctccaaaga  
tccacagtag  
15 1441 ccaggggaat aaacacaggt tghtggatgc cgagacacgc tccatccaca  
actccctgct  
1501 gggttctcat gtactctatt ggcttctgtg ctgggtagtc ctgattaatg  
acagtcgtgg  
1561 aatcgtggga gtcaatgcac ttctgtcca cccactccc cttgcaagga  
20 tcaaggagga  
1621 aacctgaacc tccctctggt tcttgggcag gtgaagatgc acaccatgct  
ctcctcgcat  
1681 ctcttctacc tggcgctgtg cctgctcacc ttcaccagct ctgccacggc t

25

SEQ ID NO:45

30 atgaag ccaattcaaa aactoctagc tggccttatt ctactgactt cgtgcgtgga  
aggctgctcc agccagcact ggctctatgg actgcgccct ggaggaaaga gagatgccga  
aaattt

SEQ ID NO:46

35 atgagatt tccttcaatt tttactgcag ttttattcgc agcatcctcc gcattagctg  
ctccagtcaa cactacaaca gaagatgaaa cggcacaat tccggctgaa gctgtcatcg  
gttactttaga tttagaaggg gatttcgatg ttgctgtttt gccattttcc aacagcacia  
ataacggggtt attgtttata aataactacta ttgccagcat tgctgctaaa gaagaagggg  
tatctttgga taaaagagag gctgaagctt

40

SEQ ID NO:47

atgaa gtgggtaacc tttatttccc ttctttttct cttagctcg gcttattcca  
ggggtgtggt tcgtcgaga

45 SEQ ID NO:48

1 atgaagatgg tctctcctc ggcctccgc tgctcctcg tgetcctgct gtccctgacc  
61 gcctccatca gctgctcctt cgccggacag agagactcca aactcgcct gctgctgac  
121 cggtagccgc tgcagggctc caaacaggac atgactcgtc cgccttggc cgagctgctc  
181 ctgtcggacc tctgcaggg ggagaacgag gctctggagg aggagaactt ccctctggcc  
50 241 gaaggaggac ccgaggacgc ccacgccgac ctagagcggg ccgccagcgg gggcctctg  
301 ctgccccccc gggagagaaa ggccggctgc aagaacttct tctggaaaac cttcacctcc  
361 tgctga

SEQ ID NO:49

55 atggccgggc gagggggcag cgcgctgctg gctctgtgcg gggcactggc tgctgctggg  
tggctcctgg ggcgccgaagc ccaggagccc ggggcgccc cggcgggcat gaggcggcgc  
cggcggctgc agcaagagga cggcatctcc ttcgagtacc accgctacc cgagctgctc  
gaggcctcg tgtccgtgtg gctgcagtgc accgccatca gcaggattta cacgggtggg  
cgcagcttcg agggccggga gctcctggtc atcgagctgt ccgacaacc tggcgtccat  
60 gagcctgggtg agcctgaatt taaatacatt ggaatatgc atgggaatga ggctgttggga

cgagaactgc tcatttttct ggcccagtac ctatgcaacg aataccagaa ggggaacgag  
 acaattgtca acctgatcca cagtaccgcg attcacatca tgccttcctt gaaccagat  
 ggctttgaga aggcagcgtc tcagcctggg gaactcaagg actggtttgt gggtcgaagc  
 5 aatgccagcagg gaatagatct gaaccggaac tttccagacc tggataggat agtgtacgtg  
 aatgagaaaag aaggtgggcc aaataatcat ctggtgaaaa atatgaagaa aattgtggat  
 caaaacacaa agcttgctcc tgagaccaag gctgtcattc attggattat ggatattcct  
 tttgtgcttt ctgccaatct ccatggagga gaccttgggg ccaattatcc atatgatgag  
 atgcggagtg gtatgtctca cgaatacagc tcctcccagc atgacgccat tttccaaagc  
 10 ttggcccggg cactactctc tttcaaccgg gccatgtctg accccaatcg gccaccatgt  
 cgcaagaatg atgatgacag cagctttgta gatggaacca ccaacgggtg tgcttggtac  
 agcgtacctg gagggatgca agacttcaat taccttagca gcaactggtt tgagatcacc  
 gtggagctta gctgtgagaa gttcccacct gaagagactc tgaagacctc ctgggaggat  
 aacaaaaact ccctcattag ctaccttgag cagatacacc gaggagttaa aggatattgtc  
 15 cgagaccttc aaggtaaccc aattgccaat gccaccatct ccgtggaagg aatagaccac  
 gatgtttact ccgcaaagga tgggtgattc tggagattgc ttatacttgg aaactataaa  
 ccttagcctc cagctccagg ctatctggca ataacaaaga aagtggcagt tccttacagc  
 cctgctgctg gggttgattt tgaactggag tcattttctg aaaggaaaga agaggagaag  
 gaagaattga tggaatggtg gaaaatgatg tcagaaactt taaatttt

20 SEQ ID NO:50  
 atggctctct cactcttcac tgttggaaca ttaattttct tattttggac actcagaatc  
 actgaagcc

25 SEQ ID NO:51  
 atgaacaaa ctagcaattc tcgctatcat cgctatggta cttttcagcg caaacgcctt  
 cagactccaa agcagattga gatcaaatat ggaagcttct gccagag

30 SEQ ID NO:52  
 a tggtcagtg gtgcaggtc ttgctgggtg ctgecttctt gctgtggttg caagcacagc  
 tgtctttctc tcagcactgg tctcatggct ggtacctggg aggaaagaga gaaatcgact  
 cctacagctc accagagata tctggggaga ttaaactgtg tgaagcggga gaatgcagct  
 atctcaggcc actgaggacc aacatcctaa agagcatcct gattgacacc cttgcaagga  
 aattccaaaa gaggaatga.

35 SEQ ID NO:53  
 1 tgtgttttgt agataaatgt gaggattttc tctaaatccc tcttctgctt gctaaatctc  
 61 actgtcgtcg ctaaattcag agcagataga gcctgcgcaa tcgaaataaa gtccctcaaaa  
 121 ttgaaatgtg actttgctct aacatctccc atctctctgg atttctttt gcctcattat  
 181 tctgtcccac caattcattt ccagactttg tacttcagaa gcgatgggga aatcagcag  
 40 241 tcttccaact caattattta agatctgect ctgtgacttc ttgaagataa agatacacat  
 301 catg

45 SEQ ID NO:54  
 atgtc aggcccgagg acgtgcttct gtctaccgct ggctcttgta ctagtactgc  
 tgagtctcag cacttcggca ctaggg

50 SEQ ID NO:55  
 mspaaqlaka aarstcmtrl psgirvatap snshfaavgv yvdagpiyet sidrgvshfv  
 sslafksthg atesqvlktm aglgnlfct atresilygg svlhhdprt vqlldttlr  
 50 palteeeiae rratiafeae dlhsrpdafi gemmhavafg grglnsifc epqrarnmts  
 dtireyfaty lhpsrmvavag tgvahaelvd lvskafvpss trapssvths dietayvgs  
 hqlvipkppp thpnyeqtlt hvqvafpvpv fthpdmfpvs tlqvlmgggg afsagppgk  
 mysrlytnvl nryrwmesca afqhayssts lfgisascvp sfnphlcnlv agefvhmarn  
 55 lsdeevarak nqlkssllmn lesqvitved igrqvlaqng rleplelvnn isavtrddlv  
 rvaalvakp ptmvavgedl tkltidiketl aafnasgeal qpvgsagsfg rvtm

60 SEQ ID NO:56 (pTnMCS)  
 1 ctgacgcgcc ctgtagcggc gcattaagcg cggcgggtgt ggtggttacg cgcagcgtga  
 61 ccgtacact tgccagcggc ctagcggccc ctctttctgc tttcttccct tcctttctcg

121 ccacgttcgc cggcatcaga ttggctattg gccattgcat acgttgatc catatcataa  
 181 tatgtacatt tatattggct catgtccaac attaccgcca tgttgacatt gattattgac  
 241 tagttattaa tagtaataca ttaccggggtc attagttcat agcccatata tggagtccg  
 301 cgttacataa cttacggtaa atggcccggc tggtgaccg cccaacgacc cccgccatt  
 5 361 gacgtcaata atgacgtatg ttcccatagt aacgccaata gggactttcc attgacgtca  
 421 atgggtggag tttttacggt aaactgcccc ctggcgagta catcaaggt atcatatgcc  
 481 aagtacgccc cctattgacg tcaatgacgg taaatggccc gcctggcatt atgcccagta  
 541 catgacctta tgggactttc ctacttgcca gtacatctac gtattagtca tgcgtattac  
 601 catgggtgat cggttttggc agtacatcaa tgggcgtgga tagcggtttg actcacgggg  
 10 661 atttccaagt ctccacccca ttgacgtcaa tgggagttg ttttggcacc aaaatcaacg  
 721 ggactttcca aatgtcgtg acaactccgc ccattgacg caaatggggc gtaggcgtgt  
 781 acggtgggag gtctatataa gcagagctcg tttagtgaac cgtcagatcg cctggagacg  
 841 ccatccacgc tgttttgacc tccatagaag acaccgggac cgatccagcc tcccgggccg  
 901 ggaacgggtgc attggaacgc ggattccccg tgccaagagt gacgtaagt ccgcctatag  
 15 961 actctatagg cacaccctt tggctcttat gcatgctata ctgtttttgg cttggggcct  
 1021 atacaccccc gcttccttat gctataggtg atggtatagc ttagcctata ggtgtggggt  
 1081 attgaccatt attgaccact cccctattgg tgaccgatact ttccattact aatccataac  
 1141 atggctcttt gccacaacta tctctattgg ctatatgcca atactctgtc cttcagagac  
 1201 tgacacggag tctgtatttt tacaggatgg ggtcccattt attatttaca aattcacata  
 20 1261 tacacaacag cgtcccccg tgcccgcagt ttttattaaa catagcgtgg gatctccacg  
 1321 cgaatctcgg gtacgtgttc cggacatggg ctcttctccg gtacggggcg agcttccaca  
 1381 tccgagccct ggtcccatgc ctccacggcg tcatggctgc tccgagctc cttgtccta  
 1441 acagtggagg ccgacttag gcacagcaca atgcccacca ccaccagtgt gccgcacaag  
 1501 gcctgtggcg tagggtatgt gtctgaaaat gagcgtggag attgggctcg cacgctgac  
 25 1561 gcagatggaa gacttaaggc agcggcagaa gaagatgcag gcagctgagt tgtgtattc  
 1621 tgataagagt cagaggtaac tcccgttgcg gtgctgttaa cgggtggagg cagtgtagtc  
 1681 tgagcagtac tctgtgctgc cgcgcgcgcc accagacata atagctgaca gactaacaga  
 1741 ctgttccttt ccatgggtct tttctgcagt caccgtcgga ccatgtgca actcgatatt  
 1801 ttacacgact ctctttacca attctgcccc gaattacact taaaacgact caacagctta  
 30 1861 acgttggtt gccacgcatt acttgactgt aaaactctca ctctaccga acttggccgt  
 1921 aacctgcca ccaaagcgag acaaaaacat aacatcaaac gaatcgacc attgttaggt  
 1981 aatcgtcacc tccacaaaga gcgactcggt gtataccggt gccatgctag ctttatctgt  
 2041 tccgggcaata cgatgcccat tgtactgtt gactggctct atattcgtg gcaaaaacga  
 35 2101 cttaatgggt tgcgagcttc agtcgacta cagggctct ctgttactct tttatgagaa  
 2161 gcgttcccgc tttcagagca atgttcaaa aaagctcatg accaatttct agccgacctt  
 2221 gcgagcattc taccgagtaa caccacacc ctccattgtca gtgatgctgg ctttaagtg  
 2281 ccatgggtata aatccgttga gaagctgggt tggactgggt taagtcgagt aagagaaaa  
 2341 gtacaatatg cagacctagg agcggaaaac tggaaacctc tcagcaactc acctgatg  
 40 2401 tcatctagtc actcaagac ttttagctat aagaggctga ctaaaagcaa ccaatctca  
 2461 tgccaaatcc tattgtataa atctcgtctt aaaggccgaa aaaatcagcg ctcgacacgg  
 2521 actcattgtc accaccctgc acctaaaatc tactcagcgt cggcaaagga gccatggggt  
 2581 ctagcaacta acttacctgt tgaatttcca acacccaaa aacttgtaa tatctattcg  
 2641 aagcgaaatgc agattgaaga aaccttccga gacttgaaa gtccctgcta cgcactaggc  
 45 2701 ctacgccata gccgaacgag cagctcagag cgttttgata tcatgctgct aatcgccctg  
 2761 atgcttcaac taacatggtg gcttgccggc gttcatgctc agaaacaagg ttgggacaag  
 2821 cacttccagc ctaacacagt cagaaatcga aacgtactct caacagttcg cttagggcatg  
 2881 gaagttttgc ggcattctgg ctacacaata acaagggaag acttactcgt ggtgcaacc  
 2941 ctactagctc aaaatttatt cacacatgggt tacgcttgg ggaattatg aggggactcg  
 50 3001 tctagagcga tccgggatct cgggaaaagc gttggtgacc aaaggtgctt tttatcatca  
 3061 ctttaaaaat aaaaaacaat tactcagtgc ctgttataag cagcaattaa ttatgattga  
 3121 tgcctacatc acaaaaaaaa ctgatttaac aaatgggttg tctgccttag aaagtatatt  
 3181 tgaacattat cttgattata ttattgataa taataaaaa cttatcccta tccaagaagt  
 3241 gatgcctatc attggttggg atgaacttga aaaaaattag ccttgaatac attactggta  
 55 3301 aggtaaacgc cattgtcagc aaattgatcc aagagaacca acttaaagct ttctgacgg  
 3361 aatgttaatt ctcgttgacc ctgagcactg atgaatcccc taatgatttt ggtaaaaatc  
 3421 attaagttaa ggtggataca catcttgtca tatgatccc gtaatgtgag ttagctcact  
 3481 cattagggcac cccaggcttt acactttatg cttccggctc gtatgttgtg tggaaattgtg  
 3541 agecgataac aatttcacac aggaaaacagc tatgacctg attacgcaa gcgcgcaatt  
 60 3601 aacctcact aaagggaca aaagctggag ctccaccgcg gtggcgccg ctctagaact  
 3661 agtggatccc ccgggctgca ggaattcgat atcaagctta tgcataccgc tgacctcgag  
 3721 ggggggcccgt gtaeccaatt cgcctatag tgagtcgata tacgcgcgct cactggccgt  
 3781 cgttttacaa cgtcgtgact gggaaaacc tggcgcttacc caacttaac gcttgcagc  
 3841 acatccccct ttcgacgact ggcgtaatag cgaagaggcc cgcaccgatc gccctccca  
 3901 acagtgcgc agcctgaatg gcgaatggaa attgtaagcg ttaatattt gttaaaattc  
 65 3961 gcgttaaatt tttgttaaat cagctcattt ttaaccaat aggccgaaat cggcaaaatc  
 4021 cttataaat caaaagaata gaccgagata ggttgagtg ttgtccagt ttggaacaag  
 4081 actcactat taaagaacgt gactccaac gtcaaggggc gaaaaaccgt ctatcggggc  
 4141 gatggccac tactccggga tcatatgaca agatgtgtat ccaccttaac ttaatgattt

4201 ttacccaaat cattagggga ttcacagtg ctcagggca acgagaatta acattccgct  
 4261 aggaagcct atgatgatga tgtgcttaa aacttactca atggctgggt atgcatatcg  
 4321 caatacatgc gaaaaaccta aaagagcttg ccgataaaaa aggccaattt attgctattt  
 4381 accgcggtt tttattgagc ttgaaagata aataaaatag ataggtttta tttgaaagcta  
 5 4441 aatcttcttt atcgtaaaaa atgacctctt gggttatcaa gagggtcatt atatttcgcy  
 4501 gaataacatc atttggtgac gaaataacta agcacttctc tcctgtttac tcccctgagc  
 4561 ttgaggggtt aacatgaagg tcatcgatag caggataata atacagtaaa acgctaaacc  
 4621 aataatccaa atccagccat cccaaattgg tagtgaatga ttataaataa cagcaaacag  
 4681 taatgggcca ataaccagg ttgcattggg aaggctcacc aataatccct gtaagcacc  
 10 4741 ttgctgatga ctctttggtt ggatagacat cactccctgt aatgcaggta aagcgatccc  
 4801 accaccagcc aataaaatta aaacagggaa aactaaccaa ccttcagata taaacgctaa  
 4861 aaaggcaaat gcactactat ctgcaataaa tccgagcagt actgcccgtt tttcgcccat  
 4921 ttagtggcta ttcttctgca cacaaaggct tggataactg agtgtaaaag accaagacc  
 4981 gtaatgaaaa gccaaccatc atgctattca tcatcagat ttctgtaata gcaccacc  
 15 5041 gtgctggatt ggctatcaat gcgctgaaat aataatcaac aatggcacc gttaaataag  
 5101 tgatgtatac cgatcagctt ttgttccctt tagtgagggt taattgcygcy cttggcgtaa  
 5161 tcatgggtcat agctgtttcc tgtgtgaaat tgttatccgc tcacaattcc acacaacata  
 5221 cgagccggaa gcataaagtg taagcctgg ggtgcctaag gagtgagcta actcacatta  
 5281 attgcygtgc gctcactgcc cgctttccag tgggaaacc tgcgtgcca gctgcattaa  
 20 5341 tgaatcggcc aacgcgcggg gagaggcggg ttgcytattg ggcgctcttc cycttccctg  
 5401 ctactcagct cgctgcgctc ggtcgctcgg ctgcygcygcy cggatcagc tcaactcaag  
 5461 gcygtaatac ggttatccac agaatacggg gataacgcag gaaagaacat gtgagcaaaa  
 5521 gcccagcaaa aggccaggaa ccgtaaaaag gccgcygttc tggcygtttt ccatagctc  
 5581 cccccctcg acgagcatca caaaaatcga cgtcaagtc agaggtggcy aaaccgcaca  
 25 5641 ggactataaa gataccaggc gtttccctc ggaagctccc tcytgcgctc tctgttccg  
 5701 accctgcccgc ttaccggata cctgtccgcc tttctccctt cgggaagcgt ggcgctttct  
 5761 catagctcac gctgtagga tctcagttcg gtgtaggtcg ttcgctcaa gctggcgtgt  
 5821 gtgcacgaa cccccctca ccccagcgc tgcgcttat ccgtaacta tcycttgag  
 5881 tccaaccgcy taagacacga cttatcgcca ctggcagcag ccactggtaa caggattagc  
 30 5941 agagcagcgt atgtaggcgg tctacagag ttcttgaagt ggtgcyctaa ctacgctac  
 6001 actagaagga cagtatttgg tatctgcgct ctgctgaagc cagttacctt cggaaaaaga  
 6061 gttgtagct cttgatccg caaacaacc accgctggtg cgcggtggtt tttgttgc  
 6121 aagcagcaga ttacgcgcyg aaaaaagga tctcaagaag atcctttgat cttttctacg  
 6181 gggctcagcy ctcagtgga cgaaaactca cgttaaggga ttttggctat gagattatca  
 35 6241 aaaaggatct tcacctagat ccttttaaat taaaaatgaa gtttttaact aatctaaagt  
 6301 atatatgagt aaacttggct tgacagttac caatgcttaa tcagtgagcc acctatctca  
 6361 gcgatctgct tatttcgctt atccatagtt gcctgactcc ccgctggtg gataactacg  
 6421 atacgggagcy gcttaccatc tggccccagt gctgcaatga taccgcgaga cccacgctca  
 6481 ccgctccag atttatcagc aataaaccag ccagccggaa gggccgagcy cagaagtggt  
 40 6541 cctgcaactt tatccgctc catccagctt attaatgtt gccgggaagc tagagtaagt  
 6601 agttcggcag ttaatagttt gcgcaacggt gttgcccatt ctacagcgt cgtggtgca  
 6661 cgctcgtcgt ttggatggc ttcatcagc tccggttccc aacgatcaag gcgagttaca  
 6721 tgatccccca tgttgtgcaa aaaagcgggt agctccttcg gtcctccgat cgttgtcaga  
 6781 agtaagtgg ccgcagctt atcactcatg gttatggcag cactgcataa ttctctact  
 45 6841 gtcatgcat ccgtaagatg cttttctgtg actggtgagt actcaacca gtcattctga  
 6901 gaatagtga tggcgccacc gattgctct tgcggcgct caatacggga taataccgcy  
 6961 ccacatagca gaactttaaa agtgcctatc attggaaaac gttcttccg gcgaaaactc  
 7021 tcaaggatct taccgctgtt gagatccagt tcatgtaac ccactcgtc acccaactga  
 7081 tcttcagcat cttttacttt caccagcgtt tctgggtgag caaaaacagc aaggcaaaat  
 50 7141 gccgcaaaa agggaataag ggcgacacgg aaatggtgaa tactcatact cttcctttt  
 7201 caatattatt gaagcattta tcagggttat tgcctcatga cgggatcat attgtagt  
 7261 atttagaaaa ataaacaat aggggttccg cgcacattc cccgaaaagt gccac

55 SEQ ID NO:57 (pTnMod)

CTGACGCGCC CTGTAGCGGC GCATTAAGCG CGGCGGGTGT GGTGGTTACG 50  
 CGCAGCGTGA CCGTACACT TGCCAGCGCC CTAGCGCCCG CTCCTTTCGC 100  
 TTTCTTCCCT TCCTTCTCG CCACGTTGCG CGGCATCAGA TTGGCTATTG 150  
 60 GCCATTGCAT ACGTTGTATC CATATCATAA TATGTACATT TATATTGGCT 200  
 CATGTCCAAC ATTACGCCA TGTGACATT GATTATTGAC TAGTTATTAA 250  
 TAGTAATCAA TTACGGGTC ATTAGTTCAT AGCCCATATA TGGAGTTCCG 300  
 CGTTACATAA CTTACGGTAA ATGGCCCGCC TGGCTGACCG CCCAACGACC 350  
 CCCGCCATT GACGTCATA ATGACGTATG TTCCCATAGT AACGCCAATA 400  
 65 GGGACTTTC ATTGACGTCA ATGGTGGAG TATTTACGGT AAAGTCCCA 450  
 CTTGGCAGTA CATCAAGTGT ATCATATGCC AAGTACGCC CCTATTGACG 500



TCAATGACGG TAAATGGCCC GCCTGGCATT ATGCCAGTA CATGACCTTA 550  
 TGGGACTTTC CTACTTGGCA GTACATCTAC GTATTAGTCA TCGCTATTAC 600  
 CATGGTGATG CGGTTTTGGC AGTACATCAA TGGGCGTGA TAGCGGTTTG 650  
 ACTCACGGGG ATTTCCAAGT CTCCACCCCA TTGACGTCAA TGGGAGTTTG 700  
 5 TTTTGGCACC AAAATCAACG GGACTTTCCA AAATGTGCGTA ACAACTCCGC 750  
 CCCATTGACG CAAATGGGCG GTAGGCGTGT ACGGTGGGAG GTCTATATAA 800  
 GCAGAGCTCG TTAGTGAAC CGTCAGATCG CCTGGAGACG CCATCCACGC 850  
 TGTPTTGACC TCCATAGAAG ACACCGGGAC CGATCCAGCC TCCGCGGCG 900  
 10 GGAACGGTGC ATTGGAACGC GGATTCCCCG TGCCAAGAGT GACGTAAGTA 950  
 CCGCCTATAG ACTCTATAGG CACACCCCTT TGGCTCTTAT GCATGCTATA 1000  
 CTGTTTTTGG CTTGGGGCCT ATACACCCCC GCTTCCTTAT GCTATAGGTG 1050  
 ATGGTATAGC TTAGCCTATA GGTGTGGGT ATTGACCATT ATGACCACCT 1100  
 CCCCTATTGG TGACGATACT TTCCATTACT AATCCATAAC ATGGCTCTTT 1150  
 GCCACAATA TCTCTATTGG CTATATGCCA ATACTCTGTC CTTCAGAGAC 1200  
 15 TGACACGGAC TCTGTATTTT TACAGGATGG GGTCCCATTT ATTATTTACA 1250  
 AATFCACATA TACAACAACG CCGTCCCCCG TGCCCGCAGT TTTTATTAAA 1300  
 CATAGCGTGG GATCTCCACG CGAATCTCGG GTACGTGTTT CCGACATGGG 1350  
 CTCTTCTCCG GTAGCGGCGG AGCTTCCACA TCCGAGCCCT GGTCCCATGC 1400  
 CTCACGCGGC TCATGGTFCG TCGGCAGCTC CTTGCTCCTA ACAGTGGAGG 1450  
 20 CCAGACTTAG GCACAGCACA ATGCCACCA CCACCAGTGT GCCGCACAAG 1500  
 GCCGTGGCGG TAGGTATATG GTCTGAAAAT GAGCGTGGAG ATTGGGCTCG 1550  
 CACGGCTGAC GCAGATGGAA GACTTAAGGC AGCGGCAGAA GAAATGTCAG 1600  
 GCAGCTGAGT TGTGTATTC TGATAAGAGT CAGAGGTAAC TCCCGTTGGC 1650  
 GTGCTGTTAA CGGTGGAGGG CAGTGTAGTC TGAGCAGTAC TCGTGTCTGC 1700  
 25 CGCGCGCGCC ACCAGACATA ATAGCTGACA GACTAACAGA CTGTTCTTTT 1750  
 CCATGGGTCT TTTCTGCAGT CACCGTCGGA CCATGTGTGA ACTTGATATT 1800  
 TTACATGATT CTCTTACCA ATTCTGCCCC GAATTACACT TAAAACGACT 1850  
 CAACAGCTTA ACGTGGCTTT GCCACGCATT ACTTGACTGT AAAACTCTCA 1900  
 CTCTTACCGA ACTTGGCCGT AACCTGCCAA CCAAAGCGAG AACAAAACAT 1950  
 30 AACATCAAAAC GAATCGACCG ATTGTTAGGT AATCGTCACC TCCACAAAAG 2000  
 GCGACTCGCT GTATACCGTT GGCATGCTAG CTTTATCTGT TCGGGAATAC 2050  
 GATGCCCAT TACTTGTG ACTGGTCTGA TATTCGTGAG CAAAAACGAC 2100  
 TTATGCTATT GCGAGCTTCA GTCGCACTAC ACGGTGCTTC TGTACTCTT 2150  
 TATGAGAAAG CGTTCGCGCT TTCAGAGCAA TGTTCAAAGA AAGCTCATGA 2200  
 35 CCAATTTCTA GCCGACCTTG CGAGCATCTT ACCGAGTAAC ACCACACCGC 2250  
 TCATTGTCAG TGATGCTGGC TTTAAAGTGC CATGGTATAA ATCCGTTGAG 2300  
 AAGCTGGGTT GGTACTGGTT AAGTCGAGTA AGAGGAAAAG TACAATATGC 2350  
 AGACCTAGGA GCGGAAAACCT GGAAACCTAT CAGCAACTTA CATGATATGT 2400  
 CATCTAGTCA CTCAAAGACT TTAGGCTATA AGAGGCTGAC TAAAAGCAAT 2450  
 40 CCAATCTCAT GCCAAATCTT ATTGTATAAA TCTCGCTCTA AAGGCCGAAA 2500  
 AAATCAGCGC TCGACACGGA CTCATTGTCA CCACCCGTC CTTAAAATCT 2550  
 ACTCAGCGTC GGCAAAGGAG CCATGGGTTT TAGCAACTAA CTTACCTGTT 2600  
 GAAATTCGAA CACCCAAACA ACTTGTTAAT ATCTATTGCA AGCGAATGCA 2650  
 GATTGAAGAA ACCTCCGAG ACTTGAAAAG TCCTGCCTAC GACTTAGGCC 2700  
 45 TACGCCATAG CCGAACGAGC AGCTCAGAGC GTTTTGATAT CATGCTGCTA 2750  
 ATCGCCCTGA TGCTTCAACT AACATGTTGG CTGCGGGCG TTCATGCTCA 2800  
 GAAACAAGGT TGGGACAAGC ACTTCCAGGC TAACACAGTC AGAAATCGAA 2850  
 ACGTACTCTC AACAGTTCGC TTAGGCATGG AAGTTTTGCG GCATCTCTCT 2900  
 TACACAATAA CAAGGGAAGA CTTACTCGTG GCTGCAACCC TACTAGCTCA 2950  
 50 AAATTTATTC ACACATGGTT ACGCTTTGGG GAAATATGA TAATGATCCA 3000  
 GATCACTTCT GGCTAATAAA AGATCAGAGC TCTAGAGATC TGTGTGTTGG 3050  
 TTTTTTGTGG ATCTGCTGTG CCTTCTAGTT GCCAGCCATC TGTGTTTGGC 3100  
 CCCTCCCCCG TGCTTCTCTT GACCCTGGAA GGTGCCACTC CCACTGTCTT 3150  
 TTCCTAATAA AATGAGGAAA TTGCATCGCA TTGTCTGAGT AGGTGTCATT 3200  
 55 CTATTCTGGG GGGTGGGGTG GGGCAGCACA GCAAGGGGGA GGATFGGGA 3250  
 GACAAATAGCA GGCATGCTGG GGCATGCTGG GGCATGCTGG GTACCTCTCT 3300  
 CTCTCTCTCT CTCTCTCTCT CTCTCTCTCT CTCTCTCTCT CTCTCTCTCT 3350  
 CTCTCTCTCT CTCTCTCTCT CTCTCTCTCT CCGTACCAGG TGCTGAAGAA 3400  
 TTGACCCGGT GACCAAAGGT GCCTTTTATC ATCACTTTAA AAATAAAAAA 3450  
 60 CAATTACTCA GTGCCTGTTA TAAGCAGCAA TTAATTATGA TTGATGCCCTA 3500  
 CATCAACA AAAACTGATT TAACAAATGG TTGGTCTGCC TTAGAAAGTA 3550

TATTTGAACA TTATCTTGAT TATATTATTG ATAATAATAA AAACCTTATC 3600  
 CCTATCCAAG AAGTGATGCC TATCATTGGT TGGAAATGAAC TTGAAAAAAA 3650  
 TTAGCCTTGA ATACATTACT GGTAAGGTAA ACGCCATTGT CAGCAAATTG 3700  
 ATCCAAGAGA ACCAACTTAA AGCTTTCCTG ACGGAATGTT AATTCCTCGTT 3750  
 5 GACCCTGAGC ACTGATGAAT CCCCTAATGA TTTTGGTAAA AATCATTAAG 3800  
 TTAAGGTGGA TACACATCTT GTCATATGAT CCCGGTAATG TGAGTTAGCT 3850  
 CACTCATTAG GCACCCAGG CTTTACACTT TATGCTTCCG GCTCGTATGT 3900  
 TGTGTGGAAT TGTGAGCGGA TAACAATTC ACACAGGAAA CAGCTATGAC 3950  
 CATGATTACG CCAAGCGCGC AATTAACCCT CACTAAAGGG AACAAAAGCT 4000  
 10 GGAGCTCCAC CGCGGTGGCG GCCGCTCTAG AACTAGTGA TCCCCGGGC 4050  
 TGCAGGAATT CGATATCAAG CTTATCGATA CCGCTGACCT CGAGGGGGGG 4100  
 CCCGGTACCC AATTGCCCC ATAGTGAGTC GTATTACCGG CGCTCACTGG 4150  
 CCGTCTGTTT ACAACGTCGT GACTGGGAAA ACCCTGGCGT TACCCAACCT 4200  
 AATCGCCTTG CAGCACATCC CCCTTTCGCC AGCTGGCGTA ATAGCGAAGA 4250  
 15 GGCCCGCACC GATCGCCCTT CCCAACAGTT GCGCAGCCTG AATGGCGAAT 4300  
 GGAATTTGTA AGCGTTAATA TTTTGTAA AATTCGCGTA AATTTTTGTT 4350  
 AAATCAGCTC ATTTTTTAAC CAATAGGCCG AAATCGGCAA AATCCCTTAT 4400  
 AAATCAAAAG AATAGACCGA GATAGGGTTG AGTGTGTGTC CAGTTTGGAA 4450  
 CAAGAGTCCA CTATTAAGA ACGTGGACTC CAACGTCAA GGGCGAAAAA 4500  
 20 CCGTCTATCA GGGCGATGGC CCACTACTCC GGGATCATAT GACAAGATGT 4550  
 GTATCCACCT TAACCTAATG ATTTTACCA AAATCATTAG GGGATTTCATC 4600  
 AGTGCTCAGG GTCAACGAGA ATTAACATTC CGTCAGGAAA GCTTATGATG 4650  
 ATGATGTGCT TAAAACTTA CTCAATGGCT GGTATGTCAT ATCGCAATAC 4700  
 ATGCGAAAAA CCTAAAAGAG CTTGCCGATA AAAAAAGCCA ATTTATTGCT 4750  
 25 ATTTACCGCG GCTTTTTATT GAGCTTGAAA GATAAATAAA ATAGATAGGT 4800  
 TTTATTTGAA GCTAAATCTT CTTTATCGTA AAAAATGCC TCTTGGGTTA 4850  
 TCAAGAGGGT CATTATATTT CGCGGAATAA CATCATTTGG TGACGAAATA 4900  
 ACTAAGCACT TGTCCTCTGT TTACTCCCTT GAGCTTGAGG GGTAAACATG 4950  
 AAGGTCAATG ATAGCAGGAT AATAATACAG TAAAACGCTA AACCAATAAT 5000  
 30 CCAAAATCCAG CCATCCCAA TTGGTAGTGA ATGATTATAA ATAACAGCAA 5050  
 ACAGTAATGG GCCAATAACA CCGGTGTCAT TGGTAAGGCT CACCAATAAT 5100  
 CCCTGTAAG CACCTTGCTG ATGACTCTTT GTTTGGATAG ACATCACTCC 5150  
 CTGTAATGCA GGTAAAGCGA TCCCACCACC AGCCAATAAA ATAAAAACAG 5200  
 GGAAAACTAA CCAACCTTCA GATATAAAGC CTAAAAGGC AAATGCACTA 5250  
 35 CTATCTGCAA TAAATCCGAG CAGTACTGCC GTTTTTTCGC CCATTTAGTG 5300  
 GCTATTCTTC CTGCCACAAA GGCTTGGAAT ACTGAGTGTA AAAGACCAAG 5350  
 ACCCGTAATG AAAAGCCAAC CATCATGCTA TTCATCATCA CGATTTCTGT 5400  
 AATAGCACCA CACCGTGCTG GATTGGCTAT CAATGCGCTG AAATAATAAT 5450  
 CAACAAATGG CATCGTTAA TAAGTGATGT ATACCGATCA GCTTTTGTTC 5500  
 40 CCTTTAGTGA GGGTTAATTG CGCGCTTGGC GTAATCATGG TCATAGTGT 5550  
 TTCCTGTGTG AAATGTAT CCGCTCACAA TTCCACACAA CATACGAGCC 5600  
 GGAAGCATAA AGTGTAAAGC CTGGGGTGCC TAATGAGTGA GCTAACTCAC 5650  
 ATTAATTGCG TTGCGCTCAC TGCCCGCTT CCAGTCGGGA AACCTGTCGT 5700  
 GCCAGCTGCA TTAATGAATC GGCCAACGCG CGGGGAGAGG CGGTTGCGT 5750  
 45 ATGGGCGCT CTTCCGCTT CTCGCTCACT GACTCGCTGC GCTCGGTCGT 5800  
 TCGGCTGCGG CGAGCGGTAT CAGCTCACTC AAAGGCGGTA ATACGGTTAT 5850  
 CCACAGAATC AGGGGATAAC GCAGGAAAGA ACATGTGAGC AAAAGGCCAG 5900  
 CAAAAGGCCA GGAACCGTAA AAAGGCCGCG TTGCTGGCGT TTTTCCATAG 5950  
 GCTCCGCCCC CCTGACGAGC ATCACAATAA TCGACGCTCA AGTCAGAGGT 6000  
 50 GGCGAAACCC GACAGGACTA TAAAGATACC AGGCGTTTCC CCCTGGAAGC 6050  
 TCCCTCGTGC GCTCTCCTGT TCCGACCCTG CCGCTTACCG GATACCTGTC 6100  
 CGCCTTTCTC CTTTCGGGAA GCGTGGCGCT TTCTCATAGC TCACGCTGTA 6150  
 GGTATCTCAG TTCGGTGTAG GTCGTTGCT CCAAGCTGGG CTGTGTGCAC 6200  
 GAACCCCCCG TTCAGCCCGA CCGCTGCGCC TTATCCGGTA ACTATCGTCT 6250  
 55 TGAGTCCAAC CCGGTAAGAC ACGACTTATC GCCACTGGCA GCAGCCACTG 6300  
 GTAACAGGAT TAGCAGAGCG AGGTATGTAG GCGGTGCTAC AGAGTTCTTG 6350  
 AAGTGGTGGC CTAACACCG CTACACTAGA AGGACAGTAT TTGGTATCTG 6400  
 CGCTCTGCTG AAGCCAGTTA CCTTCGGAAA AAGAGTTGGT AGCTCTTGAT 6450  
 CCGGCAACA AACCACCGCT GGTAGCGGTG GTTTTTTGT TTGCAAGCAG 6500  
 60 CAGATTACGC GCAGAAAAA AGGATCTCAA GAAGATCCTT TGATCTTTTC 6550  
 TACGGGGTCT GACGCTCAGT GGAACGAAA CTCACGTTAA GGGATTTTGG 6600

5 TCATGAGATT ATCAAAAAGG ATCTTCACCT AGATCCTTTT AAATTA AAAA 6650  
 TGAAGTTTTA AATCAATCTA AAGTATATAT GAGTAAACTT GGTCTGACAG 6700  
 TTACCAATGC TTAATCAGTG AGGCACCTAT CTCAGCGATC TGTCTATTTC 6750  
 GTTCATCCAT AGTTGCCTGA CTCCCCGTCG TGTAGATAAC TACGATACGG 6800  
 GAGGGCTTAC CATCTGGCCC CAGTGC TGCA ATGATACCGC GAGACCCACG 6850  
 CTCACCGGCT CCAGATTAT CAGCAATAAA CCAGCCAGCC GGAAGGGCCG 6900  
 AGCGCAGAAG TGGTCCTGCA ACTTTATCCG CCTCCATCCA GTCTATTAAT 6950  
 TGTTCGCCGG AAGCTAGAGT AAGTAGTTCG CCAGTTAATA GTTTGCGCAA 7000  
 CGTTGTTGCC ATTGCTACAG GCATCGTGGT GTCACGCTCG TCGTTTGGA 7050  
 10 TGGCTTCATT CAGCTCCGGT TCCCAACGAT CAAGGCGAGT TACATGATCC 7100  
 CCCATGTTGT GCAAAAAAGC GGTTAGCTCC TTCGGTCCTC CGATCGTTGT 7150  
 CAGAAGTAAG TTGGCCGCAG TGTTATCACT CATGGTTATG GCAGCACTGC 7200  
 ATAATCTCT TACTGTCATG CCATCCGTAA GATGCTTTTC TGTACTGGT 7250  
 GAGTACTCAA CCAAGTCATT CTGAGAATAG TGTATGCGGC GACCGAGTTG 7300  
 15 CTCTTGCCCC GCGTCAATAC GGGATAATAC CGCGCCACAT AGCAGAACTT 7350  
 TAAAAGTGCT CATCATTGGA AAACGTTCTT CGGGGCGAAA ACTCTCAAG 7400  
 ATCTTACCGT TGTTGAGATC CAGTTCGATG TAACCCACTC GTGCACCCAA 7450  
 CTGATCTTCA GCATCTTTA CTTTCACCG CGTTTCTGGG TGAGCAAAAA 7500  
 CAGGAAGGCA AAATGCCGCA AAAAAGGGAA TAAGGGCGAC ACGGAAATGT 7550  
 20 TGAATACTCA TACTCTCCT TTTTCAATAT TATTGAAGCA TTTATCAGGG 7600  
 TTATTGTCTC ATGAGCGGAT ACATATTTGA ATGTATTTAG AAAATAAAC 7650  
 AAATAGGGGT TCCGCGACA TTTCCCCGAA AAGTGCCAC 7689

25 SEQ ID NO:58 (a Kozak sequence)  
 ACCATGG

SEQ ID NO:59 (a Kozak sequence)  
 ACCATGT

30 SEQ ID NO:60 (a Kozak sequence)  
 AAGATGT

SEQ ID NO:61 (a Kozak sequence)  
 ACGATGA

35 SEQ ID NO:62 (a Kozak sequence)  
 AAGATGG

40 SEQ ID NO:63 (a Kozak sequence)  
 GACATGA

SEQ ID NO:64 (a Kozak sequence)  
 ACCATGA

45 SEQ ID NO:65 (a Kozak sequence)  
 ACCATGT

50 SEQ ID NO:66 (conalbumin polyA)  
 tctgccattg ctgcttctc tgccttctc cgctactctg aatgtggctt cttcgctact  
 gccacagcaa gaaataaaat ctcaacatct aaatggggtt cctgaggttt ttcaagagtc  
 gttaagcaca ttccttcccc agcaccctt gctgcaggcc agtgccaggc accaacttgg  
 ctactgctgc ccatgagaga aatccagttc aatattttcc aaagcaaaat ggattacata  
 tgccttagat cctgattaac aggcgtttgt attatctagt gctttcgctt caccagatt  
 atcccattgc ctccc

55 SEQ ID NO:67 (synthetic polyA)  
 GCGCCCTGGATCCAGATCACTTCTGGCTAATAAAAAGATCAGAGCTCTAGAGATCTGTGTGTTGGTTTTT  
 TGTGGATCTGCTGTGCCTTCTAGTTGCCAGCCATCTGTTGTTTGCCCTCCCCCGTGCCTTCCTTGACC



atgaaaaggc aatttccaca ctcaacaatat gcaacaaaga caaacagaga acaattaatg  
 tgctccttcc taatgtcaaa attgtagtgg caaagaggag aacaaaatct caagttctga  
 gtaggtttta gtgattggat aagaggcttt gacctgtgag ctcacctgga cttcatatcc  
 ttttggataa aaagtgcctt tataactttc aggtctccga gtctttattc atgagactgt  
 5 tggtttaggg acagaccac aatgaaatgc ctggcatagg aaagggcagc agagccttag  
 ctgacctttt cttgggacaa gcattgtcaa acaatgtgtg acaaaactat ttgtactgct  
 ttgcacagct gtgctgggca gggcaatcca ttgccaccta tcccaggtaa ccttccaact  
 gcaagaagat tgttgcttac tctctctaga

10

SEQ ID NO:72 (5' untranslated region)  
 GTGGATCAACATACAGCTAGAAAGCTGTATTGCCTTTAGCACTCAAGCTCAAAAGACAACCTCAGAGTTC  
 ACC

15

SEQ ID NO:73 (putative cap site)  
 ACATACAGCTAG AAAGCTGTAT TGCCTTTAGC ACTCAAGCTC AAAAGACAAC TCAGAGTTCA

20

SEQ ID NO:74 (Chicken Ovalbumin Signal Sequence)  
 ATG GGCTCCATCG GCGCAGCAAG CATGGAATTT TGTTTTGATG TATTC AAGGA GCTCAAAGTC  
 CACCATGCCA ATGAGAACAT CTTCTACTGC CCCATTGCCA TCATGTCAGC TCTAGCCATG  
 GTATACCTGG GTGCAAAAGA CAGCACCAGG ACACAGATAA ATAAGGTTGT TCGCTTTGAT  
 AAACCTCCAG GATTTCGGAGA CAGTATTGAA GCTCAGTGTG GCACATCTGT AAACGTTTAC  
 25 TCTTCACTTA GAGACATCCT CAACCAAATC ACCAAACCAA ATGATGTTTA TTCGTTTACG  
 CTTGCCAGTA GACTTTATGC TGAAGAGAGA TACCCAATCC TGCCAGAATA CTTGCAGTGT  
 GTGAAGGAAC TGTATAGAGG AGGCTTGGAA CCTATCAACT TTCAAACAGC TGCAGATCAA  
 GCCAGAGAGC TCATCAATTC CTGGGTAGAA AGTCAGACAA ATGGAATTAT CAGAAATGTC  
 CTTTCAGCAA GCTCCGTGGA TTCTCAAAC GCAATGGTTC TGGTTAATGC CATTGTCTTC

30

AAAGACTGT GGGAGAAAAC ATTTAAGGAT GAAGACACAC AAGCAATGCC TTTCAGAGTG  
 ACTGAGCAAG AAAGCAAACC TGTGCAGATG ATGTACCAGA TTGGTTTAT TAGAGTGGCA  
 TCAATGGCTT CTGAGAAAAT GAAGATCCTG GAGCTTCCAT TTGCCAGTGG GACAATGAGC  
 ATGTTGGTGC TGTTCCTGA TGAAGTCTCA GGCCTTGAGC AGCTTGAGAG TATAATCAAC  
 TTTGAAAAAC TGACTGAATG GACCAGTTCT AATGTTATGG AAGAGAGGAA GATCAAAGTG

35

TACTTACCTC GCATGAAGAT GGAGGAAAAA TACAACCTCA CATCTGTCTT AATGGCTATG  
 GGCATTACTG ACGTGTTTAG CTCTTCAGCC AATCTGTCTG GCATCTCTC AGCAGAGAGC  
 CTGAAGATAT CTCAAGCTGT CCATGCAGCA CATGCAGAAA TCAATGAAGC AGGCAGAGAG  
 GTGGTAGGGT CAGCAGAGGC TGGAGTGGAT GCTGCAAGCG TCTCTGAAGA ATTTAGGGCT  
 GACCATCCAT TCCTCTTCTG TATCAAGCAC ATCGCAACCA ACGCCGTCTT CTCTTTTGGC

40

AGATGTGTTT CCCCT

SEQ ID NO:75 (Chicken Ovalbumin Signal Sequence-shortened approx.  
 50bp)

45

ATG GGCTCCATCG GCGCAGCAAG CATGGAATTT TGTTTTGATG TATTC AAG

SEQ ID NO:76 (Chicken Ovalbumin Signal Sequence-shortened approx.  
 100bp)

50

ATG GGCTCCATCG GCGCAGCAAG CATGGAATTT TGTTTTGATG TATTC AAGGA GCTCAAAGTC  
 CACCATGCCA ATGAGAACAT CTTCTACTGC CCCATTGCCA TC

SEQ ID NO:77 (vitellogenin targeting sequence)

55

ATGAGGGGATCATACTGGCATTAGTGCTCACCTTGTAGGCAGCCAGAAGTTTGACATTGGT

SEQ ID NO:78 (p146 protein)  
 KYKKALKKLAKLL

60

SEQ ID NO:79 (p146 coding sequence)

AAATACAAAAAGCACTGAAAAACTGGCAAACTGCTG

- 5 SEQ ID NO:80 (pro-insulin sequence)  
 TTTGTGAACCAACACCTGTGCGGCTCACACCTGGTGGGAAGCTCTCTACCTAGTGTGCGGGGAACGAGGC  
 TTCTTCTACACACCCAAGACCCGCCGGGAGGCAGAGGACCTGCAGGTGGGGCAGGTGGAGCTGGCGGG  
 GGCCCTGGTGCAGGCAGCCTGCAGCCCTTGGCCCTGGAGGGTCCCTGCAGAAGCGTGGCATTTGTGGAA  
 CAATGCTGTACCAGCATCTGCTCCCTCTACCAGCTGGAGAACTCTGCAACTAG
- 10 SEQ ID NO:81 (spacer)  
 (GPGG)<sub>x</sub>
- 15 SEQ ID NO:82 (spacer)  
 GPGGGPGGGPGG
- 20 SEQ ID NO:83 (spacer)  
 GGGGSGGGSGGGGS
- 25 SEQ ID NO:84 (spacer)  
 GGGGSGGGSGGGSGGGGS
- 30 SEQ ID NO:85 (repeat domain in TAG spacer sequence)  
 Pro Ala Asp Asp Ala
- 35 SEQ ID NO:86 (TAG spacer sequence)  
 Pro Ala Asp Asp Ala Pro Ala Asp Asp Ala Pro Ala Asp Asp Ala Pro Ala Asp Asp  
 Ala Pro Ala Asp Asp Ala Pro Ala Asp Asp
- 40 SEQ ID NO:87 (gp41 epitope)  
 Ala Thr Thr Cys Ile Leu Lys Gly Ser Cys Gly Trp Ile Gly Leu Leu
- 45 SEQ ID NO:88 (polynucleotide sequence encoding gp41 epitope)  
 Pro Ala Asp Asp Ala Pro Ala Asp Asp Ala Thr Thr Cys Ile Leu Lys Gly  
 Ser Cys Gly Trp Ile Gly Leu Leu Asp Asp Asp Asp Lys
- 50 SEQ ID NO:89 (enterokinase cleavage site)  
 DDDDK
- 55 SEQ ID NO:90 (TAG sequence)  
 Pro Ala Asp Asp Ala Pro Ala Asp Asp Ala Pro Ala Asp Asp Ala Pro Ala Asp Asp  
 Ala Pro Ala Asp Asp Ala Pro Ala Asp Asp Ala Thr Thr Cys Ile Leu Lys Gly Ser Cys  
 Gly Trp Ile Gly Leu Leu Asp Asp Asp Asp Lys
- SEQ ID NO:91 (altered transposase Hef forward primer)  
 ATCTCGAGACCATGTGTGAACCTTGATATTTTACATGATTCTCTTTACC

SEQ ID NO:92 (altered transposase Her reverse primer)  
 GATTGATCATTATCATAATTTCCCAAAGCGTAACC

5 SEQ ID NO:93 (Xho I restriction site)  
 CTCGAG

10 SEQ ID NO:94 (Bcl I restriction site)  
 TGATCA

15 SEQ ID NO:95. (CMVf-NgoM IV primer)  
 TTGCCGGCATCAGATTGGCTAT

SEQ ID NO:96 (Syn-polyAr-BstE II primer)  
 AGAGGTCACCGGGTCAATTCCTCAGCACCTGGTA

20 SEQ ID NO:97 (pTnMOD (CMV-prepro-HCPro-Lys-CPA)

1 ctgacgcgcc ctgtageggc gcattaagcg cggcgggtgt ggtgggttac cgcagcgtga  
 61 ccgctacact tgccagcgcc ctagegcgcg ctcccttccg tttcttccct tcctttctcg  
 121 ccacgttegc cggcatcaga ttggctattg gccattgcat acgtttgata catatcataa  
 181 tatgtacatt tatattggct catgtccaac attaccgcca tgttgacatt gattattgac  
 241 tagttattaa tagtaataca ttacggggtc atttagtcat agcccatata tggagttccg  
 301 cgttacataa cttacggtaa atggcccggc tggtgaccg cccaacgacc cccgcccatt  
 361 gacgtcaata atgacgtatg ttcccatagt aacgccaata gggactttcc attgacgtca  
 421 atgggtggag tatttacggt aaactgcca cttggcagta catcaagtgt atcatatgcc  
 481 aagtaacgcc cctattgacg tcaatgacgg taaatggccc gcctggcatt atgcccagta  
 541 catgacctta tgggactttc ctacttggca gtacatctac gtattagta tgcgtattac  
 601 catggtgatg cggttttggc agtacatcaa tgggcgtgga tagcggtttg actcacgggg  
 661 atttccaagt ctccacccca ttgacgtcaa tgggagtttg ttttggcacc aaaatcaacg  
 721 ggactttcca aaatgtcgta acaactccgc cccattgacg caaatggggc gtaggcgtgt  
 781 acggtgggag gtctatataa gcagagctcg tttagtgaac cgtcagatcg cctggagacg  
 841 ccatccacgc tgttttgacc tccatagaag acaccgggac cgtaccagcc tccgcccggc  
 901 ggaacggtgc attggaacgc ggattccccg tgccaagagt gacgtaagta ccgctatag  
 961 actctatagg cacacccctt tggctcttat gcatgctata ctgtttttgg cttggggcct  
 1021 atacaccccc gcttccttat gctataggtg atggatagc ttagcctata ggtgtgggtt  
 1081 attgaccatt attgaccact cccctattgg tgacgatact ttccattact aatccataac  
 1141 atggctcctt gccacaacta tctctattgg ctatagcca atactctgtc cttcagagac  
 1201 tgacacggac tctgtatctt tacaggatgg ggtcccattt attatttaca aattcacata  
 1261 tacaacaacg ccgtccccg tgcccgcagt ttttattaaa catagcctga gatctccacg  
 1321 cgaatctcgg gtacgtgttc cggacatggg ctcttctccg gttagcggcg agctccaca  
 1381 tccgagccct ggtcccattg ctccagcggc tcatggtcgc tggcagctc cttgctccta  
 1441 acagtggagg ccagacttag gcacagcaca atgcccacca ccaccagtgt gccgcacaag  
 1501 gccgtggcgg tagggtatgt gtctgaaaat gagecgtggag attgggctcg cacggctgac  
 1561 gcagatggaa gacttaaggc agcggcagaa gaagatgcag gcagctgagt tgttgattc  
 1621 tgataagagt cagaggtaac tcccgttgcg gtgctgttaa cgggtggagg cagtgtagtc  
 1681 tgagcagtac tcgttgcgtc cgcgcgcgcc accagacata atagctgaca gactaacaga  
 1741 ctgttccttt ccatgggctt tttctgcagt caccgtcggc ccatgtgtga acttgatatt  
 1801 ttacatgatt ctctttacca attctgcccc gaattacact taaaacgact caacagctta  
 1861 acgttggctt gccacgcatt acttgactgt aaaactctca ctcttaccga acttggccgt  
 1921 aacctgcaa ccaaagcgag acaaaacat aacatcaaac gaatcgaccg attgttaggt  
 1981 aatcgtcacc tccacaaaga ggcactcgt gtataccgtt ggcagctag ctttatctgt  
 2041 tggggaata cgtgoccat tgtacttgtt gactggtctg atattcgtga gcaaaaacga  
 2101 cttatggtat tgcgagcttc agtcgcacta cacggctgct ctgttactct ttatgagaaa  
 2161 gcgttccgc tttcagagca atgttcaaag aaagctcatg accaatttct agccgacctt  
 2221 gcagcattc taccgagtaa caccacaccg ctcatgtca gtgatgctgg ctttaaagtg  
 2281 ccatgggata aatccgttga gaagctgggt tggactggt taagtgcagt aagaggaaaa  
 2341 gtacaatag cagacctagg agcggaaaaac tggaaaccta tcagcaactt acatgatag  
 2401 tcatctagtc actcaaagac tttaggctat aagaggctga ctaaaagcaa tccaactca  
 2461 tgccaaattc tattgtataa atctcgtctt aaaggccgaa aaaatcagcg ctgcacagg  
 2521 actcattgtc accacccgtc acctaaaatc tactcagcgt cggcaaaagg gccatgggtt  
 2581 ctagcaacta acttacctgt tgaaattcga acacccaac aacttggtta tctctattcg

2641 aagcgaatgc agattgaaga aaccttccga gacttgaaaa gtcctgccta cggactagggc  
 2701 ctacgccata gccgaacgag cagctcagag cgttttgata tcatgctgct aatcgccctg  
 2761 atgcttcaac taacatggtg gcttgcgggc gttcatgctc agaaacaagg ttgggacaag  
 2821 cacttccagg ctaacacagt cagaatcga aacgtactct caacagttcg cttagggcatg  
 5 2881 gaagttttgc ggcatctctg ctacacaata acaaggggaag acttactcgt ggctgcaacc  
 2941 ctactagctc aaaatttatt cacacatggt tacgctttgg ggaattatg ataatgatcc  
 3001 agatcacttc tggctaataa aagatcagag ctctagagat ctgtgtgttg gttttttgtg  
 3061 gatctgctgt gccttctagt tggcagccat ctgtttgttg cccctcccc gtgccttctc  
 10 3121 tgaccctgga aggtgccact cccactgtcc tttcctaata aatgaggaa attgcatcgc  
 3181 attgtctgag taggtgtcat tctattctgg ggggtggggg ggggcagcac agcaaggggg  
 3241 aggattggga agacaatagc aggcattgcty gggatgcygg gggctctatg ggtacctctc  
 3301 tctctctctc tctctctctc tctctctctc tctctcggta cctctctctc tctctctctc  
 3361 tctctctctc tctctctctc tgggtaccag gtgctgaaga attgaccggy tgaccaaaagg  
 3421 tgccttttat catcacttta aaaataaaaa acaattactc agtgccctgtt ataagcagca  
 15 3481 attaattatg attgatgctc acatcacaaac aaaaactgat ttaacaaatg gttggtctgc  
 3541 cttagaaaagt atatttgaac attatcttga ttatattatt gataataata aaaaccttat  
 3601 ccctatccaa gaagtgatgc ctatcattgg ttggaatgaa cttgaaaaaa attagccttg  
 3661 aatacattac tggtaaggta aacgccattg tcagcaaat gatccaagag aaccaaactta  
 3721 aagctttcct gacggaatgt taattctcgt tgaccctgag cactgatgaa tcccctaattg  
 20 3781 attttggtaa aaatcattaa gtttaaggtgg atacacatct tgtcatatga ccccggtaat  
 3841 gtgagttagc tcaactatta ggcaccccag gctttcaact ttatgcttcc ggtcgtatg  
 3901 ttgtgtggaa ttgtgagcgg ataacaattt cacacaggaa acagctatga ccatgattac  
 3961 gccaaagcgg caattaacct tcactaaagg gaacaaaagc tggagctcca ccgcyggtggc  
 4021 gggcgtcteta gaactagtgg atccccgggy ctgcaggaat tgcgatataa gcttatcgat  
 25 4081 accgtgacc tgcagcatca gattggctat tggccattgc atacgttga tccatcatc  
 4141 aatatgtaca tttatattgg ctcatgtcca acattaccgc catggtgaca ttgattattg  
 4201 actagttatt aatagtaatc aattaagggg tcaattagttc atagcccata tatggagttc  
 4261 cgcgttacat aacttacggg aatggccccg cctggctgac cgcocaaaga cccccgcca  
 4321 ttgacgtcaa taatgacgta tgttcccata gtaacgcaa tagggacttt ccattgacgt  
 30 4381 caatgggtgg agtatttacg gtaaaactgcc cacttggcag tacatcaagt gttcatatg  
 4441 tcaagtacgc cccctattga cgtcaatgac ggtaaaaggc ccgctggca ttatgccag  
 4501 tacatgacct tatgggactt tcctacttgg cagtacatct acgtattagt catcgctatt  
 4561 accatgggtga tgcgggtttt gcagtacatc aatgggcygt gatagcggtt tgactcacgg  
 4621 ggatttccaa gtcttccacc cttagcagtc aatgggagtt tgttttggca ccaaaatcaa  
 35 4681 cgggactttc caaaatgtcg taacaactcc gccccattga cgcmaaaggc cgttaggcgt  
 4741 gtaaggtggg aggtctatat aagcagagct cgttttagtga accgtcagat cgcctggaga  
 4801 cgcctaccac gctgttttga cctccataga agacaccggg accgatccag cctccgcygc  
 4861 cgggaacggg gcattggaac ggggattccc cgtgccaaga gtgacgtaag taccgcctat  
 4921 agactctata ggcacacccc tttggctctt atgcatgcta tactgttttt ggcttggggc  
 40 4981 ctatacacc ccgcttccct atgctatagg tgatggtata gcttagccta taggtgtggg  
 5041 ttattgacca ttattgacca ctcccctatt ggtgacgata ctttccatta ctaatccata  
 5101 acatggctct ttgcccacaac tatctctatt ggctatagc caatactctg tccttcagag  
 5161 actgacacgg actctgtatt tttacaggat ggggtcccc ttattattta caaattcaca  
 45 5221 tatacaacaa cgcgctcccc cgtgcccgca gtttttatta aacatagcgt ggaactcca  
 5281 cgcgaatctc gggtaactgt tccggacatg ggctctctc cggtagcggc ggaactcca  
 5341 catccgagcc ctggtcccat gcctccagcg gctcatgggc gctcggcagc tccttgcctc  
 5401 taacagtgga ggcagactt aggcacagca caatgcccac caccaccagt gtgcccaca  
 5461 aggcggtggc ggtaggggat gtgtctgaaa atgagcgtgg agattgggct cgcacggctg  
 50 5521 acgcagatgg aagacttaag gcagcggcag aagaagatgc aggcagctga gttgtgtat  
 5581 tctgataaga gtcagaggta actcccgttg cgggtgctgtt aacgggtggag ggcaggtgag  
 5641 tctgagcagt actcgttgcct gccgcgcgcg ccaccagaca taatagctga cagactaaca  
 5701 gactgttctt ttccatgggt cttttctgca gtcaccgctg gatcaatcat tcactctctg  
 5761 acttctctct gtgtgggtgt tacctatata tctaaattta atatttctgt tattaaaaatt  
 55 5821 taatataatt cgacgatgaa tttctcaagg atattttct tctgttctgc tttgggtctg  
 5881 gctttgtcaa cagtttcggc tgcgccagag ccgaaaggta cccagggtgca gctgcaggag  
 5941 tccggggggag gcttggtaaa gccggggggg tcccttagag tctcctgtgc agctctgga  
 6001 ttcactttca gaaacgcctg gatgagctgg gtccgcccag ctcaggggaa ggggctggag  
 6061 tgggtcggcc gtattaaaag caaaaattgat ggtgggacaa cagactatgc tgcacccgtg  
 60 6121 aaaggcagat tcaccatctc aagagatgat tcaaaaaaca cgttatatct gcaaatgaat  
 6181 agcctgaaaag ccgaggacac agccgtatat tactgtacca cggggattat gataaacatt  
 6241 gggggagttta tcccctcccc gaattggggc cagggaaacc tggctaccgt ctctcagcc  
 6301 tccaccaagg gcccatcggt cttccccctg gcaccctcct ccaagagcac ctctgggggg  
 6361 acagcggccc tgggctgcct ggtcaaggac tacttccccg aaccggtgac ggtgtcgtgg  
 6421 aactcaggcg ccctgaccag gcgcgtgcac acccttccgg ctgtcctaca gtcctcagga  
 65 6481 ctctacttcc ttagcaacgt ggtgaccgtg ccctccagca gcttggggcag ccagacctac  
 6541 atctgcaacg tgaatcacia gccagcaaac accaagggtgg acaagaaaagt tgagcccaaa  
 6601 tcttgtgaca aaactcacac atgcccaccg tgcccagcac ctgaactcct ggggggacgg  
 6661 tcagtcttcc tcttcccccc aaaaacccaa gacaccctca tgatctccc gacccctgag



5  
10  
15  
20  
25  
30  
35  
40  
45  
50  
55  
60  
65

6721 gtcacatgcg tgggtggtgga cgtgagccac gaagaccctg aggtcaagtt caactggtac  
6781 gtggacggcg tggagggtgca taatgccaag acaaagccgc gggaggagca gtacaacagc  
6841 acgtaccgtg tggtcagcgt cctcaccgtc ctgaccagg actggctgaa tggcaaggag  
6901 tacaagtgca aggtctccaa caaagccctc ccagcccca tcgagaaaac catctccaaa  
6961 gccaaaagggc agccccgaga accacaggtg tacaccctgc ccccatcccg ggatgagctg  
7021 accaagaacc aggtcagcct gacctgcctg gtcaaaggct tctatcccag cgacatcgcc  
7081 gtggagtggg agagcaatgg gcagccggag aacaactaca agaccacgcc tcccgtgctg  
7141 gactccgacg gctccttctt cctctacagc aagctcaccg tggacaagag caggtggcag  
7201 caggggaacg tcttctcatg ctccgtgatg catgaggctc tgcacaaaca ctacacgcag  
7261 aagagcctct cctgtctctc gggtaaagcg ccagagccga aaaagctttc ctatgagctg  
7321 acacagccac cctcgggtgtc agtgtcccca ggacaaacgg ccaggatcac ctgctctgga  
7381 gatgcatgca cagaaaaata tgtttattgg taccagcaga agtcaggcca ggcocctgtg  
7441 gtggctcatct atgaggacag caaacgaccc tccgggatcc ctgagagatt ctctggctcc  
7501 agctcagggc caatggccac cttgactatc agtggggccc aggtggaaga tgaagggtgac  
7561 tactactggt actcaactga cagcagtggt tatcataggg aggtgttcag cggagggacc  
7621 aagctgaccg tcttaggtca gcccaaggct gccccctcgg tcaactgtt cccaccctcc  
7681 tctgaggagc tcaagccaa caaggccaca ctgggtgtgc tcataagtga cctctaccg  
7741 ggagccgtga cagtggcctg gaaggcagat agcagcccg tcaaggcggg agtggagacc  
7801 accacaccct ccaaacaaaag caacaacaag tacgcccga gcagctacct gagcctgacg  
7861 cttgagcagt ggaagtccca caaaagctac agctgccagg tcacgcatag agggagcacc  
7921 gtggagaaga cagtggcccc tgcagaatgt tcaccgaggga gggagggaag gcccttttt  
7981 gaagggggag gaaacttcgc gccatgactc ctctcgtgcc ccccgccagg aacactgatg  
8041 tgcagagggc cctctgccat tgetgcttcc tctgcccttc ctcgtcactc tgaatgtggc  
8101 ttctttgcta ctgccacagc aagaaataaa atctcaacat ctaaattgggt ttcttgagat  
8161 ttttcaagag tcgtaagca cattccttcc ccagcaccct ttgctgcagg ccagtggcag  
8221 gcaccaactt ggctactgct gccatgaga gaaatccagt tcaatatttt ccaaagcaaa  
8281 atggattaca tatgccttag atcctgatta acaggtgttt tgtattatct gtgcttctgc  
8341 ttcaccaca ttatcccatt gcctcccctc gactcgaggg ggggcccggg acccaattcg  
8401 ccctatagtg agtcgtatta cgcgcgctca ctggccgtcg ttttacaacg tctgactggy  
8461 gaaaaccctg gcgttaccca acttaatcgc cttgcagcac atccccctt cggcagctgg  
8521 cgtaatacgc aagaggcccg caccgatcgc ccttcccaac agttgcgag cctgaatggc  
8581 gaatggaaat tgtaagcgtt aatattttgt taaaattcgc gttaaatttt tgttaaatca  
8641 gctcattttt taaccaatag gccgaaatcg gcaaaatccc ttataaatca aagaataga  
8701 ccgagatagg gttgagtggt gttccagttt ggaacaagag tccactatta aagaacgtgg  
8761 actccaacgt caaagggcga aaaaccgtct atcagggcga tggcccata tgggggatc  
8821 atatgacaag atgtgtatcc accctaacct aatgattttt accaaaatca ttagggtatt  
8881 catcagtgct cagggctaac gagaattaac attccgtcag gaaagcttat gatgatgatg  
8941 tgcttaaaaa ctactcaat ggctgggtat gcatatcgca atacatgca aaaaacctaa  
9001 agagcttgcc gataaaaaag gccaatattt tgctatttac cgcggctttt tattgagctt  
9061 gaaagataaa taaaatagat aggtttttatt tgaagctaaa tcttctttat cgtaaaaaat  
9121 gccctcttgg gttatcaaga gggctcattat atttcgcgga ataacatcat ttggtgacga  
9181 aataactaag cacttgtctc ctgtttactc ccctgagctt gaggggttaa catgaaggctc  
9241 atcgatagca ggataataat acagtaaaac gctaaccaca taatccaaat ccagccatcc  
9301 caaattggta gtgaatgatt ataaataaca gcaaacagta atgggccaat aacaccggtt  
9361 gcattggtaa ggctcaccaa taatccctgt aaagcaccct gctgatgact ctttggttgg  
9421 atagacatca ctccctgtaa tgcaggtaaa gcgatcccac caccagccaa taaaattaaa  
9481 acagggaaaa ctaccaacc ttcagatata aacgctaaaa aggcaaatgc actactatct  
9541 gcaataaatc cgagcagtac tgcggttttt tcgcccattt agtggctatt cttcctgcca  
9601 caaaggcttg gaatactgag tgtaaaagac caagaccgtt aatgaaaagc caacctcat  
9661 gctattcatc atcacgattt ctgtaatagc accacaccgt gctggattgg ctatcaatgc  
9721 gctgaaataa taatcaacaa atggcatcgt taaataagtg atgtataacc atcagctttt  
9781 gtccccttta gtgaggggta attgcgcgct tggcgtaatc atgggtcatag ctgtttcctg  
9841 tgtgaaattg ttatccgctc acaattccac acaacatacg agccggaagc ataaagtgta  
9901 aagcctgggg tgcctaatag gtgagctaac tcacattaat tgcgttcgoc tcaactgccc  
9961 ctttccagtc gggaaaacct gcgtgccagc tgcattaatg aatcggccaa cgcggggga  
10021 gagggcgttt gcgtattggg cgcctctccg ctctcctcgt cactgactcg ctgcgctcgg  
10081 tgcgttcggct gcggcgagcg gtatcagctc actcaaaggc ggtaatcagg ttatcccacg  
10141 aatcagggga taacgcagga aagaacatgt gagcaaaagg ccagcaaaa gcccaggaacc  
10201 gtaaaaaggc cgcgttgctg gcgtttttcc ataggctccg cccccctgac gagcatcaca  
10261 aaaatcgacg ctcaagtcag aggtggcgaa acccgacagg actataaaga taccaggcgt  
10321 ttccccctgg aagctccctc gtgcgctctc ctgttccgac cctgcgctt accggatacc  
10381 tgtccgcctt tctcccttcg ggaagcgtgg cgctttctca tagctcagc tgtaggatc  
10441 tcagttcggg gttaggtcgt gcctccaagc tgggctgtgt gcaacgaacc ccggttcage  
10501 ccgaccgctg ccgcttatcc ggttaactatc gtcttgagtc caaccggta agcacgact  
10561 tatcgccact ggcagcagcc actggttaaca ggattagcag agcaggtat gtaggcgggtg  
10621 ctacagagtt ctgaagtgg tggcctaact acggctacac tagaaggaca gtatttggta  
10681 tctgcgctct gctgaagcca gttaccttcg gaaaaagagt tggtagctct tgaatccgga  
10741 aacaaaccac cgctggtagc ggtggttttt ttgtttgcaa gcagcagatt acgcccagaa

10801 aaaaggatc tcaagaagat cctttgatct tttctacggg gtctgacgct cagtggaaag  
 10861 aaaactcacg ttaaggatt ttgggtcatga gattatcaaa aaggatcttc acctagatcc  
 10921 ttttaatta aaaatgaagt tttaaatcaa tctaaagat atagtgtgaa acttggctcg  
 10981 acagttacca atgcttaatc agtgaggcac ctatctcagc gatctgtcta tttcgttcat  
 5 11041 ccatagttgc ctgactcccc gtctgtgtaga taactacgat acgggagggc ttaccatctg  
 11101 gcccagtgcc tgcaatgata ccgagagacc cacgctcacc ggctccagat ttatcagcaa  
 11161 taaaccagcc agccggaagg gccgagcgca gaagtgggtcc tgcaacttta tccgctcca  
 11221 tccagtctat taattgttgc cgggaagcta gagtaagtag ttcgccagtt aatagtttgc  
 11281 gcaacgttgt tgccattgct acagggcatcg ttggtgtcacg ctctgtctgtt ggtatggctt  
 10 11341 cattcagctc cggttcccaa cgatcaaggc gaggttacatg atcccccatg ttgtgcaaaa  
 11401 aagcggttag ctctctcggc cctccgatcg ttgtcagaag taagtggcc gcagtggtat  
 11461 cactcatggt tatggcagca ctgcataatt ctcttactgt catgcoactcc gtaagatgct  
 11521 tttctgtgac ttggtgagtac tcaaccaagt cattctgaga atagtgtatg cggcgaccga  
 11581 gttgctcttg cccggcgta atacgggata ataccgccc acatagcaga actttaaag  
 15 11641 tgctcatcat tggaaaacgt tcttcggggc gaaaactctc aaggatctta ccgctgttga  
 11701 gatccagttc gatgtaacc actcgtgcac ccaactgatc ttcagatct tttacttca  
 11761 ccagcgtttc tgggtgagca aaaaacggaa ggcaaatgc cgcaaaaag ggaataagg  
 11821 cgacacggaa atgttgaata ctcatactct tctttttca atattattga agcatttatc  
 11881 agggttattg tctcatgagc ggatacatat ttgaatgat ttagaaaaat aaacaaatag  
 20 11941 gggttccgag cacatttccc gaaaagtgc cac

SEQ ID NO:98 (pTnMCS (CHOVep-prepro-HCPro-CPA))

1 ctgacgcgcc ctgtagcggc gcattaagcg cggcgggtgt ggtggttacg cgcagcgtga  
 25 61 ccgctacact tgccagcggc ctagecggcc ctcttctcgc tttcttccct tcttctctcg  
 121 ccacgttcgc cggcatcaga ttggctattg gccattgcat acggtgtatc catatcataa  
 181 tatgtacatt tatattggct catgtccaac attaccgcca tgttgacatt gattattgac  
 241 tagttattaa tagtaatcaa ttacggggtc attagttcat agccatata tggagttccg  
 301 cgttacataa cttacggtaa atggcccggc ttgctgaccg cccaacgacc cccgccatt  
 361 gacgtcaata atgacgtatg ttcccattag aacgccaata gggactttcc attgacgtca  
 421 atgggtggag tattttacggc aaactgccc cttggcagta catcaagtgt atcatagcc  
 481 aagtagcggc cctattgagc tcaatgacgg taaatggccc gcctggcatt atgccagta  
 541 catgacctta tgggactttc ctacttggca gtacatctac gtattagtca tgcctattac  
 601 catggtgatg cgggttttggc agtacatcaa tggcggtgga tagcggtttg actcagggg  
 661 atttccaagt ctccacccca ttgacgtcaa tgggagtttg ttttggcacc aaaatcaacg  
 35 721 ggaactttcca aaatgtcgta acaactcgc cccattgacg caaatggggc ttaggcgtgt  
 781 acgggtggag gtctatataa gcagagctcg tttagtgaac cgtcagatcg cctggagacg  
 841 ccatccacgc tgttttgacc tccatagaag acaccgggac cgatccagcc tccgcggccg  
 901 ggaacgggtg atttgaaacg ggattccccg tgccaagagt gacgtaaagta ccgctatag  
 961 actctatagg cacaccctt ttgctcttat gcatgctata ctglttttgg cttggggcct  
 40 1021 atacaccccc gcttcccttat gctataggtg atgggtatagc ttagcctata ggtgtgggtt  
 1081 attgaccatt attgaccact cccctattgg tgacgatact ttccattact aatccataac  
 1141 atggctcttt gccacaacta tctctattgg ctatagcca atactctgtc cttcagagac  
 1201 tgacacggac tctgtatatt tacaggatgg ggtcccattt attatttaca aattccata  
 1261 tacaacaacg ccgtccccg tggccgcagt ttttattaaa catagcgttg gatctccacg  
 45 1321 cgaatctcgg gtagctgttc cggacatggg ctcttctcgg gtagcggcgg atctccaca  
 1381 tccgagccct ggtcccatgc ctccagcggc tcatggctgc tcggcagctc cttgtctcta  
 1441 acagtgaggg ccagacttag gcacagcaca atgcccacca ccaccagtg gcccacaaag  
 1501 gccgtggcgg tagggatagt gtctgaaaa gagcgtggag attgggctcg cacggctgac  
 1561 gcagatggaa gacttaaggc agcggcagaa gaagatgcag gcagctgagt tgttgbattc  
 50 1621 tgataagagt cacaggtaac tcccgttgcg gtgctgttaa cgggtggagg cagtgtagtc  
 1681 tgagcagtag tctgtgtctc cgcgcgcgcc accagacata atagctgaca gactaacaga  
 1741 ctgttctctt ccatgggtct tttctgcagt caccgtcggc ccatgtgcca actcgatatt  
 1801 ttacacgact ctctttacca attctgcccc gaattacact taaaacgact caacagctta  
 1861 acgttggcct gccacgcatt acttgactgt aaaactctca ctcttaccga acttggcctg  
 55 1921 aacctgcca ccaaacgag aacaaaacat aacatcaaac gaatcgaccg attgttaggt  
 1981 aatcgtcacc tccacaaga ggcactcgt gtataccgtt ggcatgctag ctttatctgt  
 2041 tccggcaata cgatgcccatt tgtacttgtt gactggctcg atattcgtga gcaaaaaag  
 2101 cttatgggat tgcgagcttc agtcgcacta cacggctgct ctggtactct ttatgagaaa  
 2161 gcgttcccgc tttcagagca atggtcaaaag aaagctcatg accaatttct agccgacctt  
 60 2221 gcgagcattc taccgagtaa caccacaccg ctctattgtca gtgatgctg ctttaagtg  
 2281 ccatggtata aatccggttga gaagctgggt ttggtactgt taagtgcagt aagagggaaa  
 2341 gtacaatatg cagacctagg agcggaaaac tggaaacctc tcagcaactt acatgatatg  
 2401 tcatctagtc actcaaaagc tttaggctat aagaggctga ctaaaagcaa tccaatctca  
 2461 tgcaaatctc tattgtataa atctcgtct aaagggcggaa aaaaacagcg ctcgacacgg  
 65 2521 actcattgtc accaccctgc acctaaaatc tactcagcgt cggcaaaagg gccatggggt  
 2581 ctagcaacta acttacctgt tgaattcga acaccaaaac aacttgttaa tatctattcg  
 2641 aagcgaatgc agattgaaga aaccttccga gacttgaaaa gtcttgccta cggactaggg  
 2701 ctacgccata gccgaacgag cagctcagag cgttttgata tcatgctgct aatcgccctg

2761 atgcttcaac taacatggtg gcttgcgggc gttcatgctc agaacaagg ttgggacaag  
 2821 cacttccagg ctaacacagt cagaaatcga aacgtactct caacagttcg cttaggcatg  
 2881 gaagtttgc ggcattctgg ctacacaata acaagggag acttactcgt ggctgcaacc  
 2941 ctactagctc aaaatttatt cacacatggt tacgctttgg ggaattatg aggggatcgc  
 5 3001 tctagagcga tccgggatct cgggaaaagc gttggtgacc aaagggtcct tttatcatca  
 3061 ctttaaaaat aaaaaacaat tactcagtgct ctgttataag cagcaattaa ttatgattga  
 3121 tgctacatc acaacaaaaa ctgatttaac aaatggttgg tctgccttag aaagtatatt  
 3181 tgaacattat cttgattata ttattgataa taataaaaac cttatcccta tccaagaagt  
 10 3241 gatgcctatc attggttggg atgaacttga aaaaaattag ccttgaatac attactggta  
 3301 aggtaaacgc cattgtcagc aaattgatcc aagagaacca acttaagct ttctgacgg  
 3361 aatgttaatt ctogttgacc ctgagcactg atgaatcccc taatgatttt ggtaaaaatc  
 3421 attaagttaa ggtggatata catcttgtca tatgatcccc gtaatgtgag ttagctcact  
 3481 cattaggcac cccaggcttt acactttatg cttccggctc gtagtgtgtg tggaaattgtg  
 15 3541 agcggataac aatttcacac aggaacacgc tatgacctg attacgccaa gcgcgcaatt  
 3601 aaccctcact aaaggaaca aaagctggag ctccaccgag gtggggccg ctctagaact  
 3661 agtggatccc ccgggctgca ggaattcgat atcaagctta tggataccgc tgacctcgag  
 3721 ctgcagaaaa atgccagggt gactatgaac tcacatccaa aggagcttga cctgataacc  
 3781 gattttcttc aaacagggga aacaacacaa tcccacaaaa cagctcagag agaaacatc  
 20 3841 actgatggct acagaccaa ggtatgcaat ggcaatccat tcgacattca tctgtgacct  
 3901 gagcaaatg atttctctct ccatgaatgg ttgcttcttt ccctcatgaa aaggcaattt  
 3961 ccacactcac aatatgcgac aaagcaaac agagaacaat taatgtgctc cttcctaattg  
 4021 tcaaaattgt agtggcaag aggagaacaa aatctcaagt tctgagtagg ttttagtgat  
 4081 tggataagag gctttgacct gtagctcac ctggacttca tatccttttg gataaaaagt  
 25 4141 gcttttataa ctttcaggtc tccgagtctt tattcatgag actggtggtt tagggacaga  
 4201 ccacaatga aatgcctggc ataggaagg gcagcagagc cttagctgac ctttcttg  
 4261 gacaagcatt gtcaacaat gtgtgacaaa actatttgta ctgctttgca cagctgtgct  
 4321 gggcagggcg atccattgct acctatccca ggtaacctc caactgcaag aagattggtg  
 4381 cttactctct ctgaaagct tctgcagact gacatgcatt tctccttttg gataaacatt  
 30 4441 tactgggaag cacatctatc atcacaaaa gcaggcaaga ttttcagact ttcttagtgg  
 4501 ctgaaataga agcaaaagac gtaattaaaa acaaaatgaa acaaaaaaaaa tcagttgata  
 4561 cctgtggtgt agacatccag caaaaaata ttatttgca taccatcttg tcttaagtcc  
 4621 tcagacttag caaggagaat gtagatttcc acagtatata tgttttcaca aaaggaagga  
 4681 gagaaacaaa agaaaatggc actgactaaa cttcagctag tggtatagga aagtaattct  
 35 4741 gcttaacaga gattgcagtg atctctatgt atgtcctgaa gaattatggt gtactttttt  
 4801 cccccatttt taaatcaaac agtgctttac agaggtcaga atgggttctt tactgtttgt  
 4861 caattctatt atttcaatac agaacaatag cttctataac tgaatatata ttgctattgt  
 4921 atattatgat tgtccctcga acctgaaca ctccctcagc tgaatttcc aattcctctg  
 4981 tcatctgcca ggccattaag ttattcatgg aagatctttg aggaacactg caagttcata  
 40 5041 tcataaacac atttgaatg gagtattggt ttgcattgta tggagctatg ttttgcgtga  
 5101 tcctcagaaa aaaagtttgt tataaagcat tcacacccat aaaaagatag atttaaatat  
 5161 tccagctata ggaagaaaag tgcgtctgct cttcactcta gtctcagtg gctccttcac  
 5221 atgcatgctt ctttatttct cctattttgt caagaaaaata ataggctcag tctgttctc  
 5281 acttatgtcc tgcttagcat ggctcagatg cacgtttag atacaagaag gatcaaatga  
 45 5341 aaagacttcc tggctgtgta cctacaacca tagtaataag cacactaact aataattgct  
 5401 aattatgttt tccatctcta aggttcccat atttttctgt tttcttaag atccattat  
 5461 ctggttghaa ctgaagctca atggaacatg agcaatattt cccagcttcc tctccatcc  
 5521 aaagctcctg atggattagc agaacaggca gaaaacacat tgttaccag aattaaaaac  
 5581 taatatttgc tctccattca atccaaatg gacctattga aactaaaatc taaccatc  
 50 5641 ccattaaatg atttctatgg tgtcaaaagg caaactctct aagggaaact gtgggtgggt  
 5701 cacaattcag gctatatatt ccccagggtc cagccagtg atcaatcatt catctcgtga  
 5761 cttctctcgt tgtggtgttt acctatata ctaaaattaa tatttctgtt attaaaattt  
 5821 aatatatttc gacgatgaat ttctcaagga tatttttctt cgtgttctct ttggttctg  
 5881 ctttgtcaac agtttcggct gcgccagagc cgaaaggtag ccagggtcag ctgcaggagt  
 55 5941 cggggggagg cttggtaaaag ccgggggggt cccttagagt ctccctgtgca gcctctggat  
 6001 tcaactttcag aaacgcctgg atgagctggg tccgccaggc tccagggag gggctggagt  
 6061 gggctcggccg tattaaaagc aaaattgatg gttgggacaac agactatgct gcaccctgga  
 6121 aaggcagatt caccatctca agagatgatt caaaaaaac gttatatctg caaatgaata  
 6181 gcctgaaagc cgaggacaca gccgtatatt actgtaccac ggggattatg ataactttg  
 60 6241 ggggagttat cctcccccg aattggggcc agggaaacct ggtcaccgtc tctcagcct  
 6301 ccaccaaggg cccatcggtc ttccccctgg caccctcctc caagagcacc tctgggggca  
 6361 cagcggccct gggctgectg tccaaggact acttccccga accggtgacg gbtctgtgga  
 6421 actcaggcgc cctgaccagc ggcgtgcaca cctttccggc tgtcctacag tctcaggac  
 6481 tctacttctt tagcaacgtg gtgaccgtgc cctccagcag cttgggcacc cagacctaca  
 6541 tctgcaacgt gaatcacaag cccagcaaca ccaaggtgga caagaaagt gaggccaaat  
 65 6601 cttgtgacaa aactcacaca tgcccaccgt gccagcacc tgaactcctg gggggaccgt  
 6661 cagtcttctt cttccccca aaacccaagg acaccctcat gatctccgg accctgagg  
 6721 tcacatgctg ggtggtggac gtgagccagc aagaccctga ggtcaagttc aactggtacg  
 6781 tggacggcgt ggaggtgcat aatgccaaga caaagccgag ggaggagcag tacaacagca

5  
 10  
 15  
 20  
 25  
 30  
 35  
 40  
 45  
 50  
 55  
 60  
 65

```

6841 cgtaccgtgt ggtcagcgtc ctcaccgtcc tgcaccagga ctggctgaat ggcaaggagt
6901 acaagtgcaa ggtctccaac aaagccctcc cagcccccat cgagaaaacc atctccaaag
6961 ccaaggagca gccccgagaa ccacaggtgt acaccctgcc ccatccccgg gatgagctga
7021 ccaagaacca ggtcagcctg acctgcctgg tcaaaggctt ctatcccagc gacatcgccg
7081 tggagtgagg gagcaatggg cagccggaga acaactacaa gaccacgcct cccgtgctgg
7141 actccgacgg ctctctcttc ctctacagca agctcaccgt ggacaagagc aggtggcagc
7201 aggggaaact cttctcatgc tccgtgatgc atgaggctct gcacaaccac tacacgcaga
7261 agagcctctc cctgtctccg ggtaaagcgc cagagccgaa gctttcctat gagctgacac
7321 agccaccctc ggtgtcagtg tccccaggac aaacggccag gatcacctgc tctggagatg
7381 cattgccaga aaaatatggt tattggtacc agcagaaagc aggccaggcc cctgtggtgg
7441 tcactatga ggacagcaaa cgaccctccg ggatccctga gagattctct ggctccagct
7501 cagggacaat ggccaccctg actatcagtg gggcccagggt ggaagatgaa ggtgactact
7561 actgttactc aactgacagc agtggttatc atagggagggt gttcagcggg gggaccaagc
7621 tgaccgtcct aggtcagccc aaggctgccc cctcgggtcac tctgttccca ccctcctctg
7681 aggagcttca agccaacaag gccacactgg tgtgtctcat aagtgactcc taccggggag
7741 ccgtgacagt ggccctggaag gcagatagca gccccgtcaa ggccggagat gagaccacca
7801 caccctccaa acaaaagcaac acaaaagtac cggccagcag ctacctgagc ctgacgcttg
7861 agcagtgga gtcaccacaaa agctacagct gccagggtcac gcatgaaggg agcaccgtgg
7921 agaagacagt ggccctcgca gaatgttcac cgcggaggga ggaagggcc ctttttgaag
7981 ggggaggaaa cttcgcgcca tgactcctct cgtgcccccc gcacggaaca ctgatgtgca
8041 gagggccctc tgccattgct gcttctctct ccttctctcg tcaactgtaa tgggcttct
8101 ttgtactctc cacagcaaga aataaaatct caacatctaa atgggttcc tgagattttt
8161 caagagctct taagcacatt ccttccccag cacccttgc tgcaggccag tgcaggccac
8221 caacttggct actgctgccc atgagagaaa tccagttcaa tattttccaa agcaaaatgg
8281 attacatag ccctagatcc tgattaacag gtgttttcta tctctgtgc tttctgttca
8341 cccacattat cccattgccc cccctcgagg gggggccggg tacccaattc gccctatagt
8401 gagtctgatt acgctgctc actggcctgc gttttacaac gtcgtgactg ggaaaacct
8461 ggcgttacc aacttaatcg ccttgcaagca catccccctt tccgacagct gcgtaatagc
8521 gaagaggccc gcaccgatcg ccttcccaa cagttgca gctgaatgg cgaatggaaa
8581 ttgtaagcgt taatattttg ttaaaattcg cgttaaattt ttgtaaatc agctcatttt
8641 ttaaccaata ggccgaaatc ggcaaaatcc cttataaatc aaaagaatag accgagatag
8701 ggttgagtgt tgttccagtt tggacaaga gtccactatt aaagaacgtg gactccaacg
8761 tcaaaggcgg aaaaaccgtc tatcagggcg atggcccact actccgggat catatgacaa
8821 gatgtgtatc caccttaact taatgatttt taccaaaatc attaggggat tcatagatgc
8881 tcagggctca cgagaattaa ccttccgtca ggaaagctta tgatgatgat gtcgctaaaa
8941 acttactcaa tggctgggta tgcatacgc aatacatcgc aaaaacctaa aagagcttgc
9001 cgataaaaaa ggccaattta ttgctattta ccgcccgttt ttattgagct tgaaagataa
9061 ataaaaataga taggtttttat ttgaagctaa atcttcttta tctgtaaaaa tgccctcttg
9121 ggttatcaag agggtcatta tatttcgccc aataacatca tttggtgacg aaataactaa
9181 gcacttgtct cctgtttact cccctgagct tgagggggtta acatgaaggt catcgatagc
9241 aggataataa tacagtaaaa cgctaaacca ataatccaaa tccagccatc ccaaattggt
9301 agtgaatgat tataaataac agcaaacagt aatgggccc aaacaccggg tgcattggta
9361 aggcctacca ataaccctg taaagcacct tgcgtgatgac tctttgtttg gatagacatc
9421 actccctgta atgcaggtaa agcgatcccc ccaccagcca ataaaattaa aacagggaaa
9481 actaaccaac cttcagatag aaacgtataa aaggcacaatg cactactatc tgcaataaat
9541 ccgagcagta ctgcccgttt ttgcgccatt tagtggctat tcttctgccc acaaaggctt
9601 ggaatactga gtgtaaaaga ccaagacccc taatgaaaag ccaaccatca tgctattcat
9661 catcacgatt tctgtaatag caccacaccg tgctggattg gctatcaatg cgctgaaata
9721 ataatacaata aatggcatcg ttaataagt gatgtatacc gatcagcttt tgttcccttt
9781 agtgagggtt aattgcgcgc ttggcgtaat catggctata gctgtttcct gttgaaatt
9841 gttatccgct cacaattcca cacaacatac gagccggaag cataaagtgt aaagcctggg
9901 gtgcctaagt agtgagctaa ctcacattaa ttgcggttgc ctcactgccc gctttccagt
9961 cgggaaacct gtcgtgccag ctgcattaa gaatcggcca acgcccgggg agaggcgggt
10021 tgcgtattgg gcgctcttcc gcttccctgc tcaactgactc gctgcccctg gcttccggc
10081 tgcggcgagc ggtatcagct cactcaaagg cggtaatcag gttatccaca gaatcagggg
10141 ataacgcagg aaagaacatg tgagcaaaag gccagcaaaa ggccagggaac cgtaaaaagg
10201 ccgctgttgc ggcttttttc cataggctcc gccccctgca cgagcatcac aaaaaatcgc
10261 gctcaagtca gaggtggcga aaccgcagac gactataaag ataccaggcg tttccccctg
10321 gaagctccct cgtgcgctct cctgttccga cctgcccgtc taccggatac ctgctccgct
10381 ttctcccttc gggaaagcgtg gcgctttctc atagctcagc ctgtaggatc ctgctcgg
10441 tgtaggtcgt tgcctccaag ctgggctgtg tgcacgaacc ccccgttcag cccgaccgct
10501 ggccttatc cggtaactat cgtcttgagt ccaaccgggt aagcacgcac ttatcgccac
10561 tggcagcagc cactggtaac aggattagca gagcgaggta tgtaggcggg gctacagagt
10621 tcttgaagtg gtggcctaac tacggctaca ctagaaggac agtatttggg atctcgctc
10681 tgctgaagcc agttaccttc ggaaaaagag ttggtagctc ttgatccggc aaacaacca
10741 ccgctggtag cgggtggttt tttgtttgca agcagcagat tacgcccaga aaaaaaggat
10801 ctcaagaaga tcctttgatc ttttctacgg ggtctgacgc tcagtggaac gaaaaactc
10861 gttaaaggat tttggtcatg agattatcaa aaaggatcct cacctagatc cttttaaatt
    
```

10921 aaaaatgaag ttttaaatca atctaaagta tatatgagta aacttgggtct gacagttacc  
 10981 aatgcttaat cagtgaggca cctatctcag cgatctgtct atttcgttca tccatagttg  
 11041 cctgactccc cgtcgtgtag ataactacga tacgggaggg cttaccatct ggccccagtg  
 11101 ctgcaatgat accgagagac ccacgctcac cggctccaga tttatcagca ataaaccagc  
 5 11161 cagccggaag ggccgagcgc agaagtgggtc ctgcaacttt atccgcctcc atccagctcta  
 11221 ttaattggtg ccgggaagct agagtaagta gttcgccagt taatagtttg cgcaacgttg  
 11281 ttgccattgc tacaggcatc gtgggtgtcac gctcgtcgtt tggtagggct tcattcagct  
 11341 cgggttccca acgatcaagg cgagttacat gatcccccat gttgtgcaaa aaagcgggta  
 11401 gctccttcgg tectccgatc gttgtcagaa gtaagttggc cgcagtggtta tccactatgg  
 10 11461 ttatggcagc actgcataat tctcttactg tcatgccatc cgtaagatgc ttttctgtga  
 11521 ctgggtgagta ctcaaccaag tcattctgag aatagtgtat gcggcgaccg agttgctctt  
 11581 gcccgggcgc aataccgggat aataccgggc cacatagcag aactttaaaa gttgctcatca  
 11641 ttggaaaacg ttcttcgggg cgaaaactct caaggatctt accgctggtg agatccagtt  
 11701 cgatgtaacc cactcgtgca cccaactgat ctccagcatc ttttactttc accagcgttt  
 15 11761 ctgggtgagc aaaaacagga aggcaaaatg ccgcaaaaaa gggaataagg cgcacacgga  
 11821 aatgttgaat actcactact ttcttttttc aatattattg aagcatttat cagggttatt  
 11881 gtctcatgag cggatacata tttgaatgta tttagaaaaa taacaaaata ggggttccgg  
 11941 gcacatttcc ccgaaaagtg ccac

20

SEQ ID NO:99 (pInMCS (CHOvcp-prepro-HCPro-Lys-CPA) )

1 ctgacgcgcc ctgtagcggc gcattaagcg cggcgggtgt ggtgggttacg cgcagcgtga  
 61 ccgctacact tgcagcgcct ctagecgcctg ctctttctgc tttcttccct tctttctctg  
 121 ccacgttcgc cggcatcaga ttggctattg gccattgcat acgttgtatc catatcataa  
 25 181 tatgtacatt tatattggct catgtccaac attaccgcca tgttgacatt gattattgac  
 241 tagttattaa tagtaataca ttacggggtc attagtccat agccccatata tggagttccg  
 301 cgttacataa cttacggtaa atggccccgc tggctgaccg cccaacgacc cccgccatt  
 361 gacgtcaata atgacgatg ttcccattag aacgccaata gggactttcc attgacgtca  
 421 atgggtggag tatttacggt aaactgcccc ctggcagta catcaagtgt atcatatgcc  
 30 481 aagtacgccc cctattgacg tcaatgacgg taaatggccc gcctggcatt atgcccagta  
 541 catgacctta tgggactttc ctacttggca gtacatctac gtattagtca tgcctattac  
 601 catgggtgat cggttttggc agtacatcaa tgggcgtgga tagcggtttg actcacgggg  
 661 atttccaagt ctcccaccca ttgacgtcaa tgggagtttg ttttggcacc aaaatcaacg  
 721 ggactttcca aaatgtcgt acaactccgc cccattgacg caaatggggc gtaggggtgt  
 35 781 acgggtggag gtctatataa cgagagctcg tttagtgaac cgtcagatcg cctggagcag  
 841 ccatccacgc tgttttgacc tccatagaag acaccgggac cgatccagcc tccgcccgcg  
 901 ggaacggtgc attggaacgc ggattccccg tgccaagagt gacgtaagta ccgcctatag  
 961 actctatagg cacacccttt tggctcttat gcattgctata ctgtttttgg ctggggcct  
 1021 ataccacccc gtttctttat gctataggtg atggtatagc ttagecctata ggtgtgggtt  
 40 1081 attgaccatt attgaccact ccctatttgg tgacgatact ttccattact aatccataac  
 1141 atggctcttt gccacaacta tctctatttg ctatatgcca atactctgtc cttcagagac  
 1201 tgacacggac tctgtatatt tacaggatgg ggtcccattt attatttaca aattcacata  
 1261 tacaacaacg ccgtcccccg tgcccgcagt ttttattaaa catagcgtgg gatctccacg  
 1321 cgaatctcgg gtacgtgttc cggacatggg ctcttctccg gtacgcccag agcttccaca  
 45 1381 tccgagcctt gttcccagtc ctccagcggc tcatgggtcgc tccggagctc ctgtctccta  
 1441 acagtgaggg ccagacttag gcacagcaca atgcccacca ccaccagtgt gccgcacaag  
 1501 gccgtggcgg taggggatgt gtctgaaaat gagcgtggag attgggctcg cacggtgac  
 1561 cgagatggaa gacttaaggc agcggcagaa gaagatgcag gcagctgagt tgttgtattc  
 50 1621 tgataagagt cagaggtaac tcccgttgcg gtgctgttaa cgggtggagg gacttgatc  
 1681 tgagcagtag tctgtgtctg cgcgcccgc accagacata atagctgaca gactaacaga  
 1741 ctgttctctt ccatgggtct tttctgcagt caccgtcgga ccatgtgcca actogatatt  
 1801 ttacacgact ctctttacca attctgcccc gaattacact taaaacgact caacagctta  
 1861 acgttggctt gccacgcatt acttgactgt aaaactctca ctcttaccga acttggccgt  
 55 1921 aacctgcca ccaaagcgag acaaaaacat aacatcaaac gaatcgaccg atgtttaggt  
 1981 aatcgtcacc tccacaaaga gcgactcgtc gtataaccgtt ggcattgctag ctttatctgt  
 2041 tccggcaata cgatgcccac tgtacttgtt gactgggtctg atattctgta gcaaaaacga  
 2101 cttatggtat tgcgagcttc agtcgcacta cacggctcgt ctggttactct ttatgagaaa  
 2161 cgttctcccgc tttcagagca atgttcaaag aaagctcatg accaatttct agccgacctt  
 2221 gcgagcattc taccgagtaa caccacaccg ctcttgtca gtgatgctgg ctttaaagtg  
 60 2281 ccatggtata aatccgttga gaagctgggt tggtaactgg taagtgcagt aagaggaaaa  
 2341 gtacaatag cagacctagg agcggaaaac tggaaacctc tcagcaactt acatgatatg  
 2401 tcatctagtc actcaaagac tttaggctat aagaggctga ctaaaagcaa tccaatctca  
 2461 tgccaaattc tattgtataa atctcgtctc aaaggccgaa aaaatcagcg ctccgacacgg  
 2521 actcattgtc accacccttc acctaaaatc tactcagcgt cggcaaaagga gccatgggtt  
 65 2581 ctagcaacta acttacctgt tgaattctga acaccacaaac aacttgttaa tatctattcg  
 2641 aagcgaatgc agattgaaga aaccttccga gacttgaaaa gtcctgctca cggactaggg  
 2701 ctacgccata gccgaacgag cagctcagag cgttttgata tcatgctgct aatcgccctg  
 2761 atgcttcaac taacatggtg gcttgcgggc gttcatgctc agaacaaggt ttgggacaag

2821 cacttccagg ctaacacagt cagaaatcga aacgtactct caacagttcg cttaggcatg  
 2881 gaagttttgc ggcattctgg ctacacaata acaaggggag acttactcgt ggctgcaacc  
 2941 ctactagctc aaaatttatt cacacatggt tacgctttgg ggaaattatg aggggatcgc  
 3001 tctagagcga tccgggatct cgggaaaagc gttggtgacc aaaggtgcoct tttatcatca  
 3061 ctttaaaaat aaaaaacaat tactcagtcg ctgttataag cagcaattaa ttatgattga  
 3121 tgcctacatc acaacaaaaa ctgatttaac aaatggttgg tctgccttag aaagtatatt  
 3181 tgaacattat cttgattata ttattgataa taataaaaac cttatcccta tccaagaagt  
 3241 gatgcctatc attggttggg atgaacttga aaaaaattag ccttgaatac attactggtg  
 3301 aggtaaaagc cattgtcagc aaattgatcc aagagaacca acttaaagct ttctgacgg  
 3361 aatgttaatt ctcggtgacc ctgagcactg atgaatcccc taatgatttt ggtaaaaatc  
 3421 attaagttaa ggtggatata catcttctca tatgatcccg gtaatgtgag ttagctcact  
 3481 cattagggcag cccaggcttt acactttatg cttccggctc gtatgttggg tggaaattgtg  
 3541 agcggataac aatttcacac aggaaaacagc tatgaccatg attacgcaa gcgcgcaatt  
 3601 aaccctcact aaagggaaaca aaagctggag ctccaccgag gtggcggcgg ctctagaact  
 3661 agtggatccc cggggctgca ggaattcgat atcaagctta tcgataccgc tgacctcgag  
 3721 ctgcagaaaa atgccaggtg gactatgaac tcacatccaa aggagcttga cctgatacct  
 3781 gatthttctc aaacagggga aacaacacaa tcccacaaaa cagctcagag agaaacctc  
 3841 actgatggct acagcaccaa ggtatgcaat ggcaatccat tcgacattca tctgtgacct  
 3901 gagcaaaatg atttctctct ccatgaatgg ttgcttcttt ccctcatgaa aaggcaattt  
 3961 ccacactcac aatatgacac aaagacaac agagaacaat taatgtgctc cttcctaattg  
 4021 tcaaaattgt agtggcaag aggagaacaa aatctcaagt tctgagtgg ttttagtgat  
 4081 tggataagag gctttgacct gtgagctcac ctggacttca tatcctttg gataaaaaatg  
 4141 gcttttataa ctttcaggct tccgagctct tattcatgag actgttgggt tagggacaga  
 4201 cccacaatga aatgcctggc ataggaaagg gcagcagagc cttagctgac cttttcttgg  
 4261 gacaagcatt gtcaaacaa gtgtgacaaa actatthtga ctgctttgca cagctgtgct  
 4321 gggcaggcgg atccattgcc acctatccca ggtaaccttc caactgcaag aagattgtg  
 4381 cttactctct ctagaaagct tctgcagact gacatgcatt tcataggtag agataaacatt  
 4441 tactgggaag cacatctatc atcacaaaaa gcaggcaaga ttttcagact ttcttagtgg  
 4501 ctgaaataga agcaaaaagc gtaattaaaa acaaaatgaa acaaaaaaaa tcagttgata  
 4561 cctgtgggtg agacatccag caaaaaaata ttatthgcac taccatcttg tcttaagtcc  
 4621 tcagacttag caaggagaat gtatgatttc acagtatata tgttttcaca aaaggaagga  
 4681 gagaaacaaa agaaaatggc actgactaaa cttcagctag tggatagga aagtaattct  
 4741 gcttaacaga gattgcagtg atctctatgt atgtcctgaa gaattatggt gtaacttttt  
 4801 cccccatttt taaatcaaac agtgcctttac agaggtcaga atggtttctt tactgtttgt  
 4861 caattctatt atttcaatac agaacaatag cttctataac tgaatatat ttgtattht  
 4921 atattatgat tgtccctcga acctgaaca ctcctccagc tgaatttcac aattcctctg  
 4981 tcatctgcca ggccattaag ttattcatgg aagatctttg aggaacactg caagttcata  
 5041 tcataaacac atttgaaatt gagtattggt ttgcattgta tggagctatg ttttgctgta  
 5101 tcctcagaaa aaaagtttgt tataaagcat tcacaccat aaaaagatag atttaaat  
 5161 tccagctata ggaagaaag tggctctgct cttcactcta gctcagttg gctcctcac  
 5221 atgcatgctt ctttatttct cctatthtgt caagaaaata atagctcacg tcttgttctc  
 5281 acttatgtcc tgcttagcat ggctcagatg cacgtttag atacaagaag gatcaaatga  
 5341 aacagacttc tggctctgta cctacaacca tagtaataag cacactaact aataattgct  
 5401 aattatgtht tccatctcta aggttcccat atthttctgt tttcttaaag atcccattat  
 5461 ctgggtgtaa ctgaagctca atggaacatg agcaatattt ccagctctc tctcccactc  
 5521 aacagctcctg atggattagc agaacaggca gaaaacacat tgttaccag aattaaaaac  
 5581 taatatttgc tctccatca atccaaaatg gacctattga aactaaaatc taaccaatc  
 5641 ccattaaatg atthctatgg tgtcaaaagt caaacttctg aagggaaacct gtgggtgggt  
 5701 cacaattcag gctatatatt ccccagggtc cagccagtgg atcaatcatt catctctgta  
 5761 cttctctgty tgtgggtgtht acctatata ctaaatthaa tattctgtht attaaattht  
 5821 aatatathtc gacgatgaa ttctcaagga taththtctt cgtgttctg tgggttctgg  
 5881 cthtgtcaac agthtctggt gcgccagagc cgaaggttac ccaggtgag ctgcaggagt  
 5941 cggggggagg cttggtaaa ggggggggt cccttagagt ctctgtgca gcctctggat  
 6001 tcactthcag aaacgcctgg atgagctggg tccgccaggc tccagggag gggctggagt  
 6061 gggctggccg tathaaaagc aaaattgatg gtgggacaac agactatgct gcacctgga  
 6121 aaggcagatt caccatctca agagatgatt caaaaaacac gttatatctg caaatgaata  
 6181 gcctgaaagc cgaggacaca gccgtatatt actgtaccac ggggattatg ataacatttg  
 6241 ggggagttat ccctccccg aatthggggc agggaaacct ggtcaccgct tctcagcct  
 6301 ccaccaaggg cccatcggct thcccctgg caccctctc caagagcacc tctgggggca  
 6361 cagcggccct gggctgctg gtcaaggact acttcccga accggtgacg gtgctgthgga  
 6421 actcaggcgc cctgaccagc ggcgtgcaca cctthccggc tgtctacag tctcaggac  
 6481 tctacttctc tagcaacgtg gtgaccgtgc cctccagcag cttgggcacc cagacctaca  
 6541 tctgcaactg gaatcacaag cccagcaaca ccaaggtgga caagaaagt gagcccaat  
 6601 cthtgtgaaa aactcacaca tgcccaccgt gccagcacc tgaactctg gggggaccgt  
 6661 cagthtctc cttccccca aaacccaag acaccctcat gatctcccgg accctgagg  
 6721 tcacatgctg ggtgggtggc gtgagccagc aagacctga ggtcaagtht aactggtacg  
 6781 tggacggcgt ggaggtgcat aatgccaaga caaagccgcy ggaggagcag tacaacagca  
 6841 cgtaccgtgt ggtcagcgtc ctccaccgct tgcaccagga ctggctgaat ggcaaggagt

5  
10  
15  
20  
25  
30  
35  
40  
45  
50  
55  
60  
65

6901 acaagtgcaa ggtctccaac aaagccctcc cagcccccat cgagaaaacc atctccaaag  
6961 ccaaagggca gccccgagaa ccactcctgc acaccctgcc cccatcccgg gatgagctga  
7021 ccaagaacca ggtcagcctg acctgcctgg tcaaaggctt ctatcccagc gacatcggcg  
7081 tggagtggga gagcaatggg cagccggaga acaactacaa gaccacgcct cccgtgctgg  
7141 actccgacgg ctccctcttc ctctacagca agctcaccgt ggacaagagc aggtggcagc  
7201 aggggaacgt cttctcatgc tccgtgatgc atgaggctct gcacaaccac tacacgcaga  
7261 agagcctctc cctgtctecg ggtaaagcgc cagagccgaa aaagctttcc tatgagctga  
7321 cacagccacc ctccgtgtca gtgtccccag gacaaaacggc caggatcacc tgctctggag  
7381 atgcatggcc agaaaaatat gtttatgggt accagcagaa gtcaggccag gccctgtgg  
7441 tggatcatcta tgaggacagc aaacgaccct cggggatccc tgagagatcc tctggctcca  
7501 gctcagggac aatggccacc ttgactatca gtggggccca ggtggaagat gaaggtgact  
7561 actactgtta ctcaactgac agcagtgggt atcatagggg ggtgttcagc ggaggtacca  
7621 agctgaccgt cctaggtcag cccaaggctg cccctcgggt cactctgttc ccaccctcct  
7681 ctgaggagct tcaagccaac aaggccacac tgggtgtgct cataagtgc tctaccocgg  
7741 gagccgtgac agtggcctgg aaggcagata gcagccccgt caagggcgga gtggagacca  
7801 ccacaccctc caaacaagc aacaacaagt acgcgccagc cagctacctg agcctgacgc  
7861 ttgagcagtg gaagtcccac aaaagctaca gctgccaggt cagcatgaa gggagcaccg  
7921 tggagaagac agtggccctc gcagaatggt caccgaggag ggaggggaagg gccctttttg  
7981 aagggggagg aaacttcgcg ccatgactcc tctcgtgcc cccgacagga acactgatgt  
8041 gcagagggcc ctctgccatt gctgcttcc ctgcccttcc tgcctactct gaatgtggct  
8101 tctttgctac tgccacagca agaaataaaa tctcaacct taaatgggt tcttgagatt  
8161 tttcaagagt cgttaagcac attccttccc cagcaccctc tgctgcaggt cagtcocagg  
8221 caccaacttg gctactgctg cccatgagag aatccagtt caatattttc caaagcaaaa  
8281 tggattacat atgccctaga tcttgattaa caggtgtttt gtattatctg tgctttcgct  
8341 tcaccacat tatcccattg cctcccctcg agggggggcc cggtacccaa ttcgcctat  
8401 agtgagtcgt attacgcgcg ctcaactggc tctcactggc gtctgtttac aacgtcgtga ctgggaaaac  
8461 cctggcggtta cccaacttaa tgccttgcg gcacatcccc ctttcgcccag ctggcgtaat  
8521 agcgaagagg cccgcaccga tgcctctcc caacagttgc gcagcctgaa tggcgaatgg  
8581 aaattgtaag cgttaatatt ttgttaaaat tgcggtaaa tttttgttaa atcagctcat  
8641 tttttaacca ataggccgaa atcggcaaaa tcccttataa atcaaaagaa tagacogaga  
8701 tagggttgag tgttgttcca gtttggaaaca agagtccact attaaagaac gtggactcca  
8761 acgtcaaagg gcgaaaaacc gtctatcagg gcgatggccc actactccgg gatcatatga  
8821 caagatgtgt atccacctta acttaatgat tttaccaaa atcataggg gattcatcag  
8881 tgctcagggc caacgagaat taacattccg tcaggaaaagc ttatgatgat gatgtgctta  
8941 aaaacttact caatggctgg ttatgcata cgcatacat gcgaaaaacc taaaagagct  
9001 tgccgataaa aaaggccaat ttattgctat ttaccgccc tttttattga ttttgaaaga  
9061 taaataaaat agataggttt tatttgaagc taaatcttct ttatcgtaa aaatgcctc  
9121 ttgggttatc aagaggttca ttatatttcc cggaataaca tcatttgggt acgaaataac  
9181 taagcacttg tctcctgttt actcccctga gcttgagggg ttaacatgaa ggtcatcag  
9241 agcaggataa taatacagta aaacgctaaa ccaataatcc aaatccagcc atcccaaat  
9301 ggtagtgaat gattataaat aacagcaaac agtaatgggc caataaaccc ggttgcatg  
9361 gtaaggctca ccaataatcc ctgtaaagca ccttgcctgat gactctttgt ttggatagac  
9421 atcactccct gtaatgcagg taaagegat ccaccaccag ccaataaaat taaaacaggg  
9481 aaaactaacc aacctcaga tataaacgct aaaaaggcaa atgcactact atctgcaata  
9541 aatccgagca gtactgccgt tttttcggcc atttagtggc tattctctct gcccaaaagg  
9601 cttggaatac tgagtgtaaa agaccaagac ccgtaatgaa aagccaacca tcatgctatt  
9661 catcatcacg atttctgtaa tagcaccaca ccgtgctgga ttggctatca atgcctgaa  
9721 ataataatca acaaatggca tgcgttaaata agtgatgat accgatcagc ttttgttccc  
9781 tttagtgagg gtttaattgcg cgctggcgt aatcatggtc atagctgttt cctgtgtgaa  
9841 attgttatcc gctcacaatt ccacacaaca tacgagccgg aagcataaag tgtaagcct  
9901 ggggtgccta atgagtgagc taactcacat taattgcgtt gcgctcactg cccgctttcc  
9961 agtcgggaaa cctgtcgtgc cagctgcatt aatgaatcgg ccaacgcgcg gggagaggcg  
10021 gtttgcgtat tgggcgctct tccgcttcc ctgcctactga ctgcctgcgc tccgtcgttc  
10081 ggctgcggcg agcggtatca gctcactcaa agcgggtaat acgggtatcc acagatcag  
10141 gggataacgc aggaaagaac atgtgagcaa aaggccagca aaaggccagg aaccgtaaaa  
10201 aggcgcggtt gctggcggtt ttccataggc tccgcccccc tgacgagcat cacaaaaatc  
10261 gacgctcaag tcagaggtgg cgaaacccga caggactata aagataccag gcgtttcccc  
10321 ctggaagctc cctcgtgcgc tctcctgttc cgaccctgcc gcttaccgga tacctgtccg  
10381 cctttctccc ttcgggaagc gtggcgcttt ctcatagctc acgctgtagg tatctcagtt  
10441 cgggttaggt cgttcgctcc atcgtggctt gtgtgcagca acccccctgt cagcccgacc  
10501 gctgcgctt atccgtaac tatcgtcttg agtccaacc ggtaagacac gacttatcgc  
10561 cactggcagc agccactggg aacaggatta gcagagcgag gtatgtaggc ggtgtcacag  
10621 agttcttgaa gtgggtggct aactacggct aactagaag gacagtattt ggtatctcgc  
10681 ctctgctgaa gccagttacc ttcggaaaaa gaggttggag ctcttgatcc ggcaaaaaa  
10741 ccaccgctgg tagcgggtgt tttttgtttt gcaagcagca gattacgcgc agaaaaaact  
10801 gatctcaaga agatcctttg atcttttcta cggggctctga cgctcagtg aacgaaaaact  
10861 cacgttaagg gattttggtc atgagattat caaaaaggat cttcaccctag atccttttaa  
10921 attaaaaatg aagtttttaa tcaatctaa gtatatatga gtaaaacttg tctgacagtt

10981 accaatgctt aatcagtgag gcacctatct cagcgatctg tctatttctg tcatccatag  
 11041 ttgectgact ccccgctctg tagataacta cgatacggga gggcttacca tctggcccca  
 11101 gtgctgcaat gataccgca gacccacgct caccggctcc agatttatca gcaataaacc  
 11161 agccagccgg aagggccgag cgagaagtg gtcctgcaac tttatccgcc tccatccagt  
 5 11221 ctattaattg ttgcccggaa gctagagtaa gtagttcgcc agttaatagt ttgcccgaacg  
 11281 ttggtgccat tgctacaggc atcgtgggtg cacgctcgtc gtttggtagt gcttcatcca  
 11341 gctccggttc ccaacgatca aggcgagtta catgatcccc catgtttgca aaaaaagcgg  
 11401 ttagctcctt cggctcctccg atcgttctca gaagtaagt ggccgcagtg ttatcactca  
 11461 tgggttatggc agcactgcat aattctctta ctgtcatgcc atccgtaaga tgcttttctg  
 10 11521 tgactgggta gtactcaacc aagtcattct gagaatagtg tatggcggca ccgagttgct  
 11581 cttgcccggc gtcaatacgg gataataccg cgccacatag cagaacttta aaagtgtcca  
 11641 tcattggaaa acggttcttcg gggcgaaaac tctcaaggat cttaccgctg ttgagatcca  
 11701 gttcagatga accactcgt gcaccaact gatcttcagc atcttttact ttcaccagcg  
 11761 tttctgggtg agcaaaaaca ggaaggcaaa atgcccgaaa aaagggata agggcgacac  
 15 11821 ggaatggtg aatactcata ctcttctctt ttcaatatta ttgaagcatt tatcagggtt  
 11881 atgtctcat gagcggatc atatttgaat gtatttagaa aaataaacia ataggggttc  
 11941 cgccacatt tccccgaaa gtgccac

SEQ ID NO:100 (pTnMCS (CMV-prepro-HCPro-CPA))  
 20 1 ctgacgcgcc ctgtagcggc gcattaagcg cggcgggtgt ggtggttacg cgcagcgtga  
 61 ccgctacact tgccagcgcc ctagecggcc ctcccttctg tttcttccct tcttttctg  
 121 ccacgttcgc cggcatcaga ttggctattg gccattgcat acggtgtatc catatcataa  
 181 tatgtacatt tatattggct catgtccaac attaccgcca tggtgacatt gattattgac  
 25 241 tagttattaa tagtaatcaa ttacggggtc attagttcat agcccatata tggagttccg  
 301 cgttacataa cttacggtaa atggcccgc ttggctgacc cccaacgacc cccgccatt  
 361 gacgtcaata atgacgatg ttcccatagt aacgccaata gggactttcc attgacgtca  
 421 atgggtggag tatttacggt aaactgccc cttggcagta catcaagtgt atcatatgcc  
 481 aagtacgccc cctattgacg tcaatgacgg taaatggccc gcctggcatt atgcccagta  
 541 catgacctta tgggactttc ctacttggca gtacatctac gtattagtca tcgctattac  
 30 601 catggtgatg cggttttggc agtacatcaa tgggcgtgga tagcggtttg actcacgggg  
 661 atttccaagt ctccacccca ttgacgtcaa tgggagtttg ttttggcacc aaaaacaacg  
 721 ggactttcca aaatgtcgtg acaactccgc cccattgacg caaatgggag gtaggcgtgt  
 781 acgggtgggag gtctatataa gcagagctcg tttagtgaac cgtcagatcg cctggagacg  
 841 ccatccaagc tgttttgacc tccatagaag acaccgggac cgcaccagcc tccggcccg  
 35 901 ggaacgggtg attggaacgg gattccccg tgccaagagt gacgtaagta ccgctatag  
 961 actctatagg cacacccctt tggctcttat gcatgctata ctgtttttgg cttggggcct  
 1021 atacaccccc gcttccctat gctatagtg atggtatagc ttagcctata ggtgtgggtt  
 1081 attgaccatt attgaccact cccctattgg tgacgatact ttccattact aatccataac  
 40 1141 atggctcttt gccacaacta tctctattgg ctatatgcca atactctgtc cttcagagac  
 1201 tgacacggac tctgtatttt tacaggatgg ggtcccattt attatttaca aattcaata  
 1261 tacaacaacg ccgtcccccg tgcccgcagt ttttattaaa catagcgtgg gatctccacg  
 1321 cgaatctcgg gtacgtgttc cggacatggg ctcttctccg gtacggcggg agcttccaca  
 1381 tccgagccct ggtcccagtc ctccagcggc tcatggctgc tcggcagctc cttgtctcta  
 45 1441 acagtggagg ccagacttag gcacagcaca atgcccacca ccaccagtgt cccgcaag  
 1501 gccgtggcgg tagggatgt gtctgaaaat gagcgtggag attgggctcg cacggtgac  
 1561 gcagatggaa gacttaaggc agcggcagaa gaagatgcag gcagctgagt tgttgtattc  
 1621 tgataagagt cagaggtaac tcccgttgcg gtgctgttaa cgggtggagg cagtgtatc  
 1681 tgagcagtac tcggtgctgc cgcgcgcgcc accagacata atagctgaca gactaacaga  
 50 1741 ctgttctctt ccatgggtct tttctgcagt accgtcggg ccatgtgca actcgatt  
 1801 ttacacgact ctctttacca attctgcccc gaattacact taaaacgact caacagctta  
 1861 acgttggctt gccacgcatt acttgactgt aaaactctca ctcttaccga acttggccgt  
 1921 aacctgccaa ccaaacgag aacaaaacat aacatcaaac gaatcgaccg attgttaggt  
 1981 aatcgtcacc tccacaaga gcgactcgt gtataccgtt ggcagctag ctttactctg  
 55 2041 tccggcaata cgtatgccc atgtactgtt gactggctct gactggctct gcaaaaacga  
 2101 cttatggtat tgcgagcttc agtgcacta cacggctcgt ctgttactct ttatgagaaa  
 2161 gcgttcccgc tttcagagca atgttcaaag aaagctcatg accaatttct agccgacctt  
 2221 gcgagcattc taccgagtaa caccacaccg ctcatgtca gtgatgctgg ctttaaagtg  
 2281 ccatgggtata aatccgttga gaagctgggt tggactgggt taagtgcagt aagaggaaa  
 60 2341 gtacaatatg cagacctagg agcggaaaac tggaaaaccta tcagcaactt acatgatatg  
 2401 tcatctagtc actcaaagac tttaggctat aagaggctga ctaaaagcaa tccaatctca  
 2461 tgccaaattc tattgtataa atctcgtct aaaggccgaa aaaatcagcg ctccgacagg  
 2521 actcattgtc accaccgctc acctaaaatc tactcagcgt cggcaaggga gccatgggtt  
 2581 ctagcaacta acttacctgt tgaattcga acacccaaac aacttgttaa tatctattcg  
 65 2641 aagcgaatgc agattgaaga aacctccga gacttgaaaa gtcctgctta cggactaggc  
 2701 ctacgccata gccgaacgag cagctcagag cgttttgata tcatgctgct aatcgcctg  
 2761 atgcttcaac taacatggtg gcttgcgggc gttcatgctc agaaaacaag ttgggacaag  
 2821 cacttccagg ctaacacagt cagaaaatga aacgtactct caacagttcg cttaggcatg  
 2881 gaagttttgc ggcattctgg ctacacaata acaagggaa acttactcgt ggctgcaacc



2941 ctactagctc aaaatattatt cacacatggt tacgctttgg ggaattatg aggggatcgc  
 3001 tctagagcga tccgggatct cgggaaaagc gttgggtgacc aaagggtgacct tttatcatca  
 3061 ctttaaaaat aaaaaacaat tactcagtgct ctgttataag cagcaattaa ttatgattga  
 3121 tgcctacatc acaacaaaaa ctgatttaac aaatgggtgg tctgccttag aaagtatatt  
 5 3181 tgaacattat cttgattata ttattgataa taataaaaaac cttatcccta tccaagaagt  
 3241 gatgcctatc attgggttga atgaacttga aaaaaattag ccttgaatac attactggta  
 3301 aggtaaacgc cattgtcagc aaattgatcc aagagaacca acttaaaagct ttccctgacgg  
 3361 aatgtaatt ctcgttgacc ctgagcactg atgaatcccc taatgatttt ggtaaaaaatc  
 3421 attaaggttaa ggtggataca catctctgtca tatgatcccg gtaatgtgag ttagctcact  
 10 3481 cattaggcac cccaggcttt acactttatg cttccggctc gtatggtgtg tggattgtg  
 3541 agcggataac aatttcacac aggaaacagc tatgaccatg attacgccaa gcgcgcaatt  
 3601 aacctcact aaaggaaca aaagctggag ctccaccgcg gtggcggccg ctctagaact  
 3661 agtggatccc cggggtgca ggaattcgat atcaagctta tcgataccgc tgacctcgag  
 3721 catcagattg gctattggcc attgcatacg ttgtatccat atcataatat gtacatttat  
 15 3781 attggctcat gtccaacatt accgcatatg tgacattgat tattgactag ttattaatag  
 3841 taatcaatta cggggtcatt agttcatagc ccatatatgg agtcccgctg tacataaact  
 3901 acggtaaatg gcccgcctgg ctgaccgccc aacgaccccc gccpattgac gtcaataatg  
 3961 acgtatgttc ccatagtaac gccaataggg actttccatt gacgtcaatg ggtggagtat  
 4021 ttacggtaaa ctgcccactt ggcagtacat caagtgtatc atatgtcaag tacgccccct  
 20 4081 attgacgtca atgacggtaa atggcccgcg tggcattatg cccagtcacat gaccttatgg  
 4141 gactttccta cttggcagta cactctacgta ttagtcatcg ctattaccat ggtgatgcgg  
 4201 ttttggcagt acatcaatgg gcgtggatag cggtttgact cacggggatt tccaagtctt  
 4261 caccoccatg acgtcaatgg gagtttgttt tggcaccaaa atcaacggga ctttccaaaa  
 4321 tgtcgttaaca actccgcccc attgacgcaa atggggcggta ggcgtgtacg gtgggaggtc  
 25 4381 tatataagca gagctcgttt agtgaaccgt cagatcgctt ggagacgcca tccacgctgt  
 4441 tttgacctcc atagaagaca ccgggaccga tccagcctcc gcggccggga acggtgcatt  
 4501 ggaacgcgga ttccccgtgc caagagtgc gtaagtaccg cctatagact ctataggcac  
 4561 acccctttgg ctcttatgca tgctatactg tttttggctt ggggcctata caccoccgct  
 4621 tccttatgct ataggtgatg gtatagctta gcctataggt gtgggttatt gaccattatt  
 30 4681 gaccactccc ctattgggtga cgatactttc cattactaat ccataacatg gctctttgcc  
 4741 acaactatct ctattggcta tatgccaata ctctgtcctt cagagactga cacggaactct  
 4801 gtatttttac aggatgggggt cccatttatt atttacaaat tcacatatac aacaacgcgcg  
 4861 tcccccgctc ccgcagtttt tattaaacat agcgtgggat ctccacgcga atctcgggta  
 4921 cgtgttccgg acatgggctc ttctccggta gcggcggagc ttccacatcc gagccctggt  
 35 4981 cccatgcctc cagcggctca tggctcgctcg gcagctcctt gcactctaa cgtggaggca  
 5041 gacttaggca cagcacaatg cccaccacca ccagtggtgc gcacaaggcc gtggcggtag  
 5101 ggtatgtgtc tgaaaatgag cgtggagatt gggctcgcac ggctgacgca gatggaagac  
 5161 ttaaggcagc ggagaagaa gatgcaggca gctgagttgt tgtattctga taagagttag  
 5221 aggtaactcc cgttgcggtg ctgttaacgg tggagggcag tgtagtctga gcagtactg  
 40 5281 ttgctgcccgc gcgcgccacc agacataata gctgacagac taacagactg ttcccttcca  
 5341 tgggtctttt ctgcagtcac cgtcggatca atcattcatc tegtacttc ttctgtgtg  
 5401 gtgtttacct atatatctaa atttaattatt tegtattata aaatttaata tatttcgacg  
 5461 atgaatttct caaggatatt tttcttcgtg ttctgctttgg ttctggtttt gtcacagtt  
 45 5521 tcggctgcgc cagagccgaa aggtaccag gtgcagctgc aggagtcggg gggaggcttg  
 5581 gtaaaagccg gggggtccct tagagtctcc tgtgcagcct ctggattcac ttcagaaac  
 5641 gcctggatga gctgggtccg ccaggctcca gggaaaggggc tggagtgggt cggccgtatt  
 5701 aaaaagcaaaa ttgatgggtg gacaacagac tatgtctgcac ccgtgaaagg cagattcacc  
 5761 atctcaagag atgattcaaa aaacacgtta tatctgcaaaa tgaatagcct gaaagccgag  
 50 5821 gacacagccg tatattactg taccacgggg attatgataa catttggggg agtataccct  
 5881 ccccccgaatt ggggccaagg aacctggctc accgctctct cagcctccac caagggccca  
 5941 tcggctctcc ccctggcacc ctctcccaag agcacctctg ggggcacagc ggccctgggc  
 6001 tgcctggtea aggactactt ccccgaccg gtgacgggtg ctacagtcct caggactcta cttccttagc  
 6061 accagcggcg tgcacacctt tccggctgtc ctacagtcct caggactcta cttccttagc  
 55 6121 aacgtgggtga ccgtgcctc cagcagcttg ggcaccocaga cctacatctg caacgtgaaat  
 6181 cacaagccca gcaacaccaa ggtggacaag aaagttgagc ccaaactctg tgacaaaact  
 6241 cacacatgcc caccgtgccc agcacctgaa ctctctggggg gaccgtcagt cttcctcttc  
 6301 ccccaaaaac ccaaggacac cctcatgatc tccccgaccc ctgaggtcac atgctgtgtg  
 6361 gtggacgtga gccacgaaga cctgagggtc aagttcaact ggtacgtgga cggcgtggag  
 60 6421 gtgcataatg ccaagacaaa gccgcgggag gagcagta caagcagta cgtgtgtgct  
 6481 agcgtcctca ccgtcctgca ccaggactgg ctgaaatggca aggagtaaaa tgcacaaggtc  
 6541 tccaacaaag ccctcccagc ccccatcgag aaaaccatct ccaaagccaa agggcagccc  
 6601 cgagaaccac aggtgtacac cctgccccca tccccggatg agctgaccaa gaaccaggtc  
 6661 agcctgacct gcctggctca agccttctat cccagcgaca tcgcccgtgga gtgggagagc  
 6721 aatgggcagc cggagaacaa ctacaagacc acgcctcccg tgctggactc cgaaggctcc  
 65 6781 ttcttctctc acagcaagct caccgtggac aagagcaggt ggcagcaggg gaacgtcttc  
 6841 tcatgctccg tgatgcatga ggctctgcac aaccactaca cgcagaagag cctctccctg  
 6901 tctccgggta aagcgcagca gccgaagctt tcctatgagc tgacacagcc accctcggtg  
 6961 tcagtgtccc caggacaaac ggcaggatc acctgctctg gagatgcatt gccagaaaaa

5 7021 tatgtttatt ggtaccagca gaagtcaggc caggccctcg tgggtggcat ctatgaggac  
 7081 agcaaacgac cctccgggat ccctgagaga ttctctggct ccagctcagg gacaatggcc  
 7141 accttgacta tcagtggggc ccaggtggaa gatgaagggt actactactg ttactcaact  
 7201 gacagcagtg gttatcatag ggaggtgttc agcggaggga ccaagctgac cgtcctaggt  
 7261 cagcccaagg ctgccccctc ggtcactctg ttcccaccct cctctgagga gcttcaagcc  
 7321 aacaaggcca cactgggtgt tctcataagt gactcctacc cgggagccgt gacagtggcc  
 7381 tggaggcag atagcagccc cgtcaaggcg ggagtgagga ccaccacacc ctccaaacaa  
 7441 agcaacaaca agtacgcggc cagcagctac ctgagcctga cgcttgagca gtggaagtcc  
 10 7501 cacaaaagct acagctgcca ggtcacgcat gaagggagca ccgtggagaa gacagtggcc  
 7561 cctgcagaat gttcaccgcg gaggggaggga agggcccttt ttgaaggggg aggaaacttc  
 7621 gcgcatgac tcctctcgtg cccccgcac ggaacactga tgtgcagagg gccctctgcc  
 7681 attgctgctt cctctgcctt tcctcgtcac tctgaatgtg gcttctttgc tactgccaca  
 7741 gaagaaata aatctcaac atctaataatg gtttcctgag atttttcaag agtctgtaag  
 15 7801 cacattcctt cccagcacc ccttctgca ggccagtgc aggcaccaac ttggctactg  
 7861 ctgcccata gagaaatcca gttcaatatt ttccaaagca aaatggatta catatgccct  
 7921 agatcctgat taacaggtgt tttgtattat ctgtgctttc gcttcaacca catatccca  
 7981 ttgctcccc tcgagggggg gcccggtacc caattcgccc tatagttagt cgtattacgc  
 8041 gcgctcactg gccgtcgttt tacaacgtcg tgactgggaa aaccctggcg ttaccaact  
 20 8101 taatcgctt gcagcacatc ccctttctgc cagctggcgt aatagcgaag aggcccgcac  
 8161 cgtcgcctt tccaacagt tgcgcagcct gaatggcgaa tggaaatgtt agcgttcat  
 8221 attttgtaa aattcgcgtt aaatctttgt taaatcagct cattttttaa ccaataggcc  
 8281 gaaatcggca aaatccctta taaatcaaaa gaatagaccg agatagggtt gagtgttgtt  
 8341 ccagtttggg acaagagtcc actataaag aacgtggact ccaacgtcaa agggcgaaaa  
 25 8401 accgtctatc agggcgatgg cccactactc cgggatcata tgacaagatg tgtatccacc  
 8461 ttaacttaat gatttttacc aaaatcatta ggggatctcat cagtgctcag ttgtctcctg  
 8521 aattaacatt ccgtcaggaa agcttatgat gatgatgtgc ttaaaaactt actcaatggc  
 8581 tggttatgca tatcgcaata catgcgaaaa acctaaaaga gcttgccgat aaaaaaggcc  
 8641 aatttattgc tatttaccgc ggctttttat tgagcttga agataaataa gatagatagg  
 30 8701 ttttatttga agctaaatct tctttatcgt aaaaaatgcc ctcttgggtt atcaagaggg  
 8761 tcattataat tcgcggaata acatcatttg gtgacgaaat aactaagcac ttgtctcctg  
 8821 tttactcccc tgagcttgag gggtaaacat gaaggtcatc gatagcagga taataatata  
 8881 gtaaaacgct aaaccaataa tccaaatcca gccatcccaa attggttagt aatgattata  
 35 8941 aataacagca aacagtaatg ggccaataac accggttga ttggtaaggc tcaccaataa  
 9001 tcctgtgtaa gcaccttgc gatgactctt tgtttggata gacactcct cctgtaatgc  
 9061 aggtaaagcg atcccaccac cagccaataa aattaaaaca gggaaaacta accaaacttc  
 9121 agatataaac gctaaaaagg caaatgcact actatctgca ataaatccga gcagtactgc  
 9181 cgttttttcg cccatttagt ggctattcct cctgccacaa aggcttgaa tactgagtgt  
 9241 aaaagaccaa gaccogtaat gaaaagccaa ccatcatgct attcatcatc acgatttctg  
 40 9301 taatagcacc acaccgtgct ggatggcta tcaatgcgct tcaatgcgct gaaataataa tcaacaatg  
 9361 gcatcgtaa ataagtgat tataccgatc agcttttgtt ccttttagtg agggtaattt  
 9421 gcgcgcttg cgtaatcatg gtcatagctg tttcctgtgt gaaattgta tccgctcaca  
 9481 attccacaca acatacagc cgggaagcata aagtgtaaag cctgggtgct ctatgagtgc  
 9541 agtaactca cattaattgc gttgcgctca ctgcccgtt tccagtcggg aaacctgtcg  
 45 9601 tgccagctgc attaatgaat cggccaacgc geggaggag gcggtttgct tatgtggcgc  
 9661 tcttccgctt cctcgtcac tgactcgtg cgctcggctg ttcggctcgc gcgagcggta  
 9721 tcagctcact caaaggcggg aatacgggta tccacagaat caggggataa cgcaggaaag  
 9781 aacatgtgag caaaaggcca gcaaaaggcc aggaaccgta aaaaggccgc gttgctggcg  
 9841 tttttccata ggctccgccc cctgacgag catcacaaaa atcgacgctc aagtcagagg  
 50 9901 tggcgaaacc cgacaggact ataaagatac caggcgtttc cccctggaag ctccctcgtg  
 9961 cgctctcctg tcccgacct gccgcttacc ggatacctgt ccgccttct ccttcggga  
 10021 agcgtggcgc tttctcatag ctacgctgt aggtatctca gttcagcccg accgctgcgc ctatccggt  
 10081 tccaagctgg gctgtgtgca cgaaccccc gttcagcccg accgctgcgc ctatccggt  
 10141 aactatcgtc ttgagtcaa cccgtaaga cactgactat cagcactgag cgcactgag agcagccact  
 55 10201 ggtaacagga ttacgagagc gaggatgta ggcggtgcta cagagttctt gaagtgtgag  
 10261 cctaactacg gctacactag aaggacagta tttggatctt gcgctctgct gaagccagtt  
 10321 accttcggaa aaagagttgg tagctcttga tccggcaaac aaaccaccgc tggtagcggg  
 10381 ggtttttttg tttgcaagca gcagattacg cgcagaaaaa aaggatctca agaagatcct  
 10441 ttgatcttt ctacggggtc tgacgctcag tggaaacgaaa actcacgta agggattttg  
 60 10501 gtcattgagat tatcaaaaag gatcttcacc tagatcctt taaatataaa atgaagtttt  
 10561 aatcaatct aaagtatata tgagtaaact tggcttgaca gttaccaatg cttaatcagt  
 10621 gaggcaccta tctcagcag ctgtctatct cgttcatcca tagttgctg actccccgtc  
 10681 gtgtagataa ctacgatacg ggagggtcta ccatctggcc ccagtgctgc aatgataccg  
 10741 cgagaccac gctcaccggc tccagattta tcagcaataa accagcagc cggaaagggc  
 65 10801 gagcgcagaa gtggtcctgc aactttatcc gcctccatcc agtctattaa ttgttgcgg  
 10861 gaagctagag taagtagttc gccagttaat agtttgcca acgttgttgc cattgctaca  
 10921 ggcacgtgg tgcacgctc gtcggttgg atggttcoat tcagctcgg tccccaaaga  
 10981 tcaaggcgag ttacatgat ccccatgttg tgcaaaaaag cggtagctc cttcggctct  
 11041 cagatcgttg tcagaagtaa gttggccgca gtgttatcac tcatggttat ggcagcactg

11101 cataattctc ttactgtcat gccatccgta agatgctttt ctgtgactgg tgagtactca  
 11161 accaagtcac tctgagaata gtgtatgagg cgaccgagtt gctcttgccc ggcgtcaata  
 11221 cgggataata ccgcgccaca tagcagaact ttaaaagtgc tcatcattgg aaaacgttct  
 11281 tcggggcgaa aactctcaag gatcttaccg ctgttgagat ccagttcgat gtaaccact  
 5 11341 cgtgcacca actgatcttc agcatctttt actttcacca gcgtttctgg gtgagcaaaa  
 11401 acaggaaggc aaaatgcccg aaaaaaggga ataagggcga cacggaatg ttgaatactc  
 11461 atactcttcc tttttcaata ttattgaagc atttatcagg gttattgtct catgagcggg  
 11521 tacatatttg aatgtattta gaaaaataaa caaatagggg ttccgcgcac atttccccga  
 11581 aaagtgccac

10

SEQ ID NO:101 (pTnMCS (CMV-prepro-HCPro-Lys-CPA))

1 ctgacgcgcc ctgtagcggc gcattaagcg cggcgggtgt ggtggttacg cgcagcgtga  
 61 ccgtacact tgccagcggc ctagecggcc ctcccttcgc tttcttccct tcctttctcg  
 121 ccacgttcgc cggcatcaga ttggctattg gccattgcat acgttgatc catatcataa  
 15 181 tatgtacatt tatattggct catgtccaac attaccgcca tgttgacatt gattattgac  
 241 tagttattaa tagtaataca ttacggggtc tcaatgacgg taaatggccc gcctggcatt  
 301 cgttacataa cttacggtaa atggcccggc tggctgaccg cccaacgacc cccgccatt  
 361 gacgtcaata atgacgtatg ttcccattag aacggcaata gggactttcc attgacgtca  
 421 atgggtggag tatttacggg aaactgccc cttggcagta catcaagtgt atcatatgce  
 19 481 aagtacgccc cctattgacg tcaatgacgg taaatggccc gcctggcatt atgccagta  
 541 catgacctta tgggactttc ctacttggca gtacatctac gtattagtca tcgctattac  
 601 catggtgatg cggttttggc agtacatcaa tgggctgga tagcggtttg actcacgggg  
 661 atttccaagt ctccacccca ttgacgtcaa tgggagtttg ttttggcacc aaaatcaacg  
 721 ggactttcca aaatgtcgta acaactccgc cccattgacg caaatggggc gtaggcgtgt  
 25 781 acggtgggag gtctatataa gcagagctcg tttagtgaac cgtcagatcg cctggagacg  
 841 ccatccacgc tgttttgacc tccatagaag acaccgggac cgatccagcc cccgcccgg  
 901 ggaacggtgc attggaacgc ggattccccg tgccaagagt gacgtaagta ccgcctatag  
 961 actctatagg cacaccccct tggctcttat gcatgctata ctgtttttgg cttggggcct  
 1021 atacacccc gttccttat gctatagggt atggtatagc ttagcctata ggtgtgggtt  
 30 1081 attgaccatt attgaccact cccctattgg tgacgatact ttccattact aatccataac  
 1141 atggctcttt gccacaacta tctctattgg ctatatgcca atactctgtc cttcagagac  
 1201 tgacacggac tctgtatttt tacaggatgg ggtcccattt attatttaca aattcacata  
 1261 tacaacaacg ccgtccccg tgcccgcagt ttttattaaa catagcgtgg gatctccacg  
 1321 gaaatctcgg gtacgtggtc cggacatggg ctcttctccg gtacggcggc agcttccaca  
 35 1381 tccgagccct ggtcccattg tcccagcggc tcatggctgc tcggcagctc cttgctocta  
 1441 acagtggagg ccagacttag gcacagcaca atgcccacca ccaccagtgt gccgcacaag  
 1501 gccgtggcgg tagggtatgt gtctgaaaat gagcgtggag attgggctcg cacggtgac  
 1561 gcagatggaa gacttaaggc agcggcgaaa gaagatgcag gcagctgagt tgtgtattc  
 1621 tgataagagt cagaggtaac tcccgttgcg gtgctgttaa cggtgagggg cagttagtc  
 40 1681 tgagcagtac tcgttgctgc cgcgcgcggc accagacata atagctgaca gactaacaga  
 1741 ctgttccctt ccatgggtct tttctgcagt caccgtcggg ccatgtgoga actcgatatt  
 1801 ttacacgact ctctttacca attctgcccc gaattacact taaaacgact caacagctta  
 1861 acgttggctt gccacgcatt acttgactgt aaaactctca ctcttaccga acttggccgt  
 1921 aacctgccc acaaaagcag aacaaaacat aacatcaaac gaatcgaccg attgttaggt  
 45 1981 aatcgtcacc tccacaaaga gcgactcgct gtataccggt ggcattgctag ctttatctgt  
 2041 tcgggcaata cgatgcccatt tgtacttgtt gactggtctg atattcgtga gcaaaaacga  
 2101 cttatgggat tgcgagcttc agtcgcaact cacggctcgt ctgttactct ttatgagaaa  
 2161 gcgttcccgc tttcagagca atgttcaaag aaagctcatg accaatttct agccagactt  
 2221 gcgagcattc taccgagtaa caccacacgc ctcatgttca gtgatgctgg ctttaaagtg  
 50 2281 ccatgggtata aatccgttga gaagctgggt tggactggt taagtgcagt aagaggaaaa  
 2341 gtacaatatg cagacctagg agcggaaaac tggaaaacta tcagcaactt acatgatatg  
 2401 tcacttagtc actcaaagac tttaggctat aagaggctga ctaaaagcaa tccaatctca  
 2461 tgccaaattc tattgtataa atctcgtctt aaaggccgaa aaaatcagcg ctgcagacgg  
 2521 actcattgtc accaccctgc accctaaaatc tactcagcgt cggcaaaagg gccatgggtt  
 55 2581 ctagcaacta acttacctgt tgaattcga acacccaaac aacttgtaa tatctattcg  
 2641 aagcgaatgc agattgaaga aacctccga gacttgaaaa gtctgccta cggactaggc  
 2701 ctacgccata gccgaacgag cagctcagag cgttttgata tcatgctgct aatcgccctg  
 2761 atgcttcaac taacatggtg gcttgcgggc gtctatgctc agaacaagg tttggacaag  
 60 2821 cacttccagg ctaacacagt cagaaatcga aacgtactct caacagttcg cttaggcattg  
 2881 gaagttttgc ggcattctgg ctacacaata acaagggag acttactcgt ggtgcaacc  
 2941 ctactagctc aaaatattat cacacatggt tacgctttgg ggaatattg aggggatcgc  
 3001 tctagagcga tccgggatct cgggaaaagc gttggtgacc aaaggtgctt tttatcatca  
 3061 ctttaaaaat aaaaaacaat tactcagttc ctggttaag ctgttataag cagcaattaa  
 3121 tgcctacatc acaacaaaaa ctgatttaac aaatggttgg tctgccttag aaagtatatt  
 65 3181 tgaacattat cttgattata ttattgataa taataaaaac cttatcccta tccaagaagt  
 3241 gatgcctatc attggttggg atgaacttga aaaaaattag ccttgaatc attactggta  
 3301 aggtaaacgc cattgtcagc aaattgatcc aagagaacca acttaaagct ttccgtgacg  
 3361 aatgtaatt ctggttgacc ctgagcactg atgaatccc taatgatttt ggtaaaaatc

3421 attaagttaa ggtggataca catcttgtca tatgatcccg gtaatgtgag ttagctcact  
 3481 cattagggcac cccaggcttt acactttatg cttccggctc gtagtgtgtg tgggaattgtg  
 3541 agcggataac aatttcacac aggaaacagc tatgaccatg attacgcca ggcggcaatt  
 5 3601 aaccctcact aaagggaaaca aaagctggag ctccaccgcg gtggcgcccg ctctagaact  
 3661 agtggatccc cggggctgca ggaattegat atcaagctta tcgataccgc tgacctcgag  
 3721 catcagattg gctattggcc attgcatacg ttgtatccat atcataatat gtacatttat  
 3781 attggctcat gtccaacatt acogccatgt tgacattgat tattgctag ttattaatag  
 3841 taatcaatta cggggctcatt agttcatagc ccatatatgg agttcccggt tacataactt  
 10 3901 acggtaaatg gcccgcctgg ctgaccgccc aacgaccccc gcccattgac gtcaataatg  
 3961 acgtatgttc ccatagtaac gccaataggg actttccatt gacgtcaatg ggtggagtat  
 4021 ttacggtaaa ctgcccactt ggcagtaacat caagtgtatc atagtcaag tacgcccct  
 4081 attgacgtca atgacggtaa atggcccgc tggcattatg cccagtaacat gaccttatgg  
 4141 gactttccta ctggcagta catctacgta ttagtcatcg ctattaccat ggtgatgcgg  
 15 4201 ttttggcagt acatcaatgg cgtggatag cggtttgact cacggggatt tccaagctt  
 4261 caccctattg acgtcaatgg gaggttgttt tggcaccaaa atcaacggga ctttccaaaa  
 4321 tgtcgtaaaca actccgccc attgacgcaa atggggggta ggcgtgtacg tgaagagtct  
 4381 tatataagca gagctegtgt agtgaaccgt cagatcgctt ggagacgcca tccacgctgt  
 4441 tttgacctcc atagaagaca ccgggaccga tccagcctcc gccggccggga acggtgcatt  
 20 4501 ggaacgcgga ttcccctgtc caagagtgc gtaagtaccg cctatagact ctataggcac  
 4561 accccttgg ctcttatgca tgcataactg tttttggctt ggggectata cacccect  
 4621 tccttatgct ataggatag gtatagctta gcctataggt gtgggttatt gaccattat  
 4681 gaccactccc ctattggatg cgatactttc cattaactaat ccataacatg gctcttggcc  
 4741 acaactatct ctattggcta tatgccaata ctctgtcctt cagagactga cacggactct  
 25 4801 gtatttttac aggatgggtt ccattttatt atttacaaat tcacatatac aacaacgcgg  
 4861 tccccctgtc ccgcagtttt tattaacat agcgtgggat ctccaacgga atctcgggt  
 4921 cgtgttccgg acatgggctc ttctccggtg gccggcgagc tccaacatcc gagccctggt  
 4981 cccatgcctc cagcggctca tggctgcctg gcagctcctt gctcctaaca gtggaggcca  
 5041 gacttaggca cagcacaatg cccaccacca ccagtgtgcc gcacaaggcc gtggcggtag  
 30 5101 ggtatgtgtc tgaaaatgag cgtggagatt gggctcgcac ggctgacgca gatggaagac  
 5161 ttaaggcagc ggcagaagaa gatgcaggca gctgagtgtg tgtattctga taagagtacg  
 5221 aggtaactcc cgttgcggtg ctgttaacgg tggaggcgag tgtagtctga gcagtactcg  
 5281 ttgctgcccgc gcgcgccacc agacataata gctgacagac taacagactg ttcccttcca  
 5341 tgggtctttt ctgcagtcac cgtcggatca atcatctcctc tcgtgacttc ttctgtgtg  
 35 5401 gtgtttacct atatatctaa atttaatatt tcgtttatta aaatttaata tatttcgacg  
 5461 atgaatttct caaggatatt ttctctcgtg ttctccttgg ttctcagctt gccaacagt  
 5521 tcggctgctc cagagccgaa aggtaccctg gtgcagctgc aggagtccgg gggaggcttg  
 5581 gtaaaagccg gggggtccct tagagtctcc tgtgcagcct ctggattcac ttccagaaac  
 5641 gctcggatga gctgggtccg ccaggctcca gggaaagggg tggagtgggt cggccgtatt  
 40 5701 aaaagcaaaa ttgatgggtg gacaacagac tatgctgcac ccgtgaaagg cagattcac  
 5761 atctcaagag atgattcaaa aaacagctta tatctgcaaa tgaatgacct gaaagccgag  
 5821 gacacagccg tatattactg taccacgggg attatgataa catttggggg agttatccct  
 5881 cccccgaatt ggggccaagg aaccctggct accgtctcct cagcctccac caagggccca  
 5941 tcggctctcc cctggcacc ctctcccaag agcactctg ggggcacagc ggcctggggc  
 45 6001 tgcctggta aggactact cccgaaccg gtgacgggtg cgtggaactc aggcctcctg  
 6061 accageggcg tgcacacctt tccggctgtc ctacagctct caggactcta ctcccttagc  
 6121 aacgtggtga ccgtgcctc cagcagcttg ggcaccaga cctacatctg caacgtgaat  
 6181 cacaagccca gcaacaccaa ggtggacaag aaagtgtgag ccaaatcttg tgacaaaact  
 6241 cacacatgcc caccgtgccc agcacctgaa ctctggggg gaccgtcagt ctctctctc  
 50 6301 cccccaaaac ccaaggacac cctcatgatc tccccgacc ctgaggtcac atgctgggtg  
 6361 gtggacgtga gccacgaaga cctgaggtc aagtccaact ggtacgtgga cggcgtggag  
 6421 gtgcataatg ccaagacaaa gccgcgggag gagcagtaca acagcacgta ccgtgtggtc  
 6481 agcgtcctca ccgtcctgca ccaggactgg ctgaatggca aggagtacaa gtgcaaggtc  
 6541 tccaacaaag ccctcccagc ccccatcgag aaaaccatct ccaagccaa agggcagccc  
 55 6601 cgagaaccac aggtgtacac cctgccccca tccccggatg agctgaccaa gaaccaggtc  
 6661 agcctgacct gcctgggtcaa aggtctctat cccagcgaca tcgcccgtgga gtgggagagc  
 6721 aatgggcagc cggagaacaa ctacaagacc acgcctccc tgcctggactc cgcggctcc  
 6781 ttctctctct acagcaagct caccgtggac aagagcaggt ggcagcaggg gaacgtctt  
 6841 tcatgctccg tgatgcatga ggctctgcac aaccactaca cgcagaagag cctctcctg  
 60 6901 tctccgggta aagcggcaga ccgaaaaag ctttctatg agctgacaca gccacctcg  
 6961 gtgtcagtg cccaggaca aacggccagg atcacctgct ctggagatgc attgccagaa  
 7021 aaatattgtt attggtacca gcagaagtca ggcaggccc ctgtgtgtgt catctatgag  
 7081 gacagcaaac gaccctccgg gatccctgag agattctctg gctccagctc agggacaatg  
 7141 gccaccttga ctatcagtg gggccagggt gaagatgaag gtgactacta ctgttactca  
 65 7201 actgacgca gtggttatca tagggaggtg ttcagcggag ggaccaactc accgtccta  
 7261 ggtcagccca aggtgcccc ctccgtcact ctgttcccac cctcctctga ggagcttcaa  
 7321 gccacaagg ccacactggt gtgtctcata agtgactcct acccgggagc cgtgacagtg  
 7381 gcctggaagg cagatagcag cccgtcaag gcgggagtg agaccaccac accctccaaa  
 7441 caaagcaaca acaagtacgc ggcagcagc tacctgagcc tgacgcttga gcagtggaag

5  
 10  
 15  
 20  
 25  
 30  
 35  
 40  
 45  
 50  
 55  
 60  
 65

7501 tccccaaaa gctacagctg ccaggtcacg catgaagggg gcaaccgtgga gaagacagtg  
 7561 gccctgcag aatgttcacc gcgaggggag ggaagggccc tttttgaagg gggaggaaac  
 7621 ttcgcccac gactcctctc gtgccccccg cacggaacac tgatgtgcag agggccctct  
 7681 gccattgctg cttcctctgc cctcctcctg cactctgaat gtggcttctt tgctactgcc  
 7741 acagcaagaa ataaaatctc aacatctaaa tgggtttcct gagatttttc aagagtcggt  
 7801 aagcacatcc cttccccagc accccttgct gcaggccagt gccaggcacc aacttggtta  
 7861 ctgctgcca tgagagaaat ccagttcaat attttccaaa gcaaaaatgga ttacatatgc  
 7921 cctagatcct gattaacagg tgttttgtat tatctgtgct ttcgcttcac ccacattatc  
 7981 ccattgcctc ccctcgaggg ggggcccggg acccaattcg ccctatagtg agtcgtatta  
 8041 cgcgcgctca ctggcgcgct ttttacaacg tcgtgactgg gaaaaccctg gcgttaccca  
 8101 acttaategc cttgcagcac atcccccttt cgcagctgg cgtaatagcg aagaggcccg  
 8161 caccgatcgc cttcccaac agttgcgcag cctgaatggc gaatggaat gttaagcgtt  
 8221 aatattttgt taaaattcgc gttaaatttt tgttaaatca gctcattttt taaccaatag  
 8281 gccgaaatcg gcaaaatccc ttataaatca aaagaataga ccgagatagg gttgagtggt  
 8341 gttccagttt ggaacaagag tccactatta aagaacgtgg actccaacgt caaagggcga  
 8401 aaaaccgtct atcagggcga tggcccacta ctccgggatc atatgcaag atgtgtatcc  
 8461 accttaactt aatgattttt accaaaatca ttaggggatt catcagtgct cagggtcaac  
 8521 gagaattaac attccgtcag gaaagcttat gatgatgatg tgcttaaaaa cttactcaat  
 8581 ggtcggttat gcatatcgca atacatgcga aaaaccataa agagcttgcc gataaaaaag  
 8641 gccaatatat tgcattttac cgcggctttt tattgagctt gaaagataaa taaaatagat  
 8701 aggttttatt tgaagctaaa tcttctttat cgtaaaaaat gccctctgg gttatcaaga  
 8761 gggtcattat atttcgcgga ataacatcat ttggtgacga aataactaag cacttgtctc  
 8821 ctgtttactc ccctgagctt gaggggttaa catgaaggtc atcgatagca ggataataat  
 8881 acagtaaaac gctaaaccaa taatccaaat ccagccatcc caaattggta gtgaatgatt  
 8941 ataaataaca gcaaacagta atgggccaat aacaccggtt gcattggtaa ggtccacca  
 9001 taatccctgt aaagcacctt gctgatgact ctttgtttgg atagacatca ctccctgtaa  
 9061 tgcaggtaaa gcgatcccac caccagccaa taaaattaaa acagggaaaa ctaaccaacc  
 9121 ttcagatata aacgctaaaa aggcaaatgc actactatct gcaataaatc ctagcagtac  
 9181 tgccgttttt tcgcccattt agtggctatt ctccctgcca caaaggcttg gaatactgag  
 9241 tgtaaaagac caagaccggt aatgaaaagc caaccatcat gctattcacc atcacgattt  
 9301 ctgtaatagc accacaccgt gctggatttg ctatcaatgc gctgaaataa taatcaacaa  
 9361 atggcatcgt taataagtg atgtataccg atcagctttt gttcccttta gtgagggtta  
 9421 attgccgctc tggcgtaatc atggtcatag ctgtttcctg tgtgaaatg ttatccgctc  
 9481 acaattccac acaacatacg agccgggaagc ataaagtgtg aagcctgggg tgccaatgta  
 9541 gtgagctaac tcacattaat tgcgttgccg tcactgccc ctttccagtc gggaaacctg  
 9601 tcgtgccagc tgcattaatg aatcggccaa cgcgcgggga gaggcggtt gcttattggg  
 9661 cgtctctccg cttoctcgt cactgactcg ctgcgctcgg tcggtcggct gcggcgagcg  
 9721 gtatcagctc actcaaaggc ggtaatacgg ttatccacag aatcagggga taacgcagga  
 9781 aagaacatgt gagcaaaagg ccagcaaaag gccaggaacc gtaaaaaggc cgcgttgctg  
 9841 gcgtttttcc ataggctccg cccccctgac gagcatcaca aaaatcgacg ctcaagtcag  
 9901 aggtggcgaa acccgacagg actataaaga taccaggcgt ttccccctgg aagctccctc  
 9961 gtgcgctctc ctgttccgac cctgccgctt accggatacc tgtccgctt tctcccttcg  
 10021 ggaagcgtgg cgttttctca tagctcacgc tgtaggatc tcagttcggg gttaggtcgt  
 10081 cgtccaagc tgggctgtgt gcacgaacc ccggtcagc ccgacctg gccttatcc  
 10141 ggtaactatc gtcttgagtc caaccggta agacacgact tatcgcaact ggcagagcc  
 10201 actggtaaca ggattagcag agcagggat gtaggcggtg ctacagagtt cttgaagtgg  
 10261 tggcctaact acggctacac tagaaggaca gtatttggtg tctgcgctc gctgaagcca  
 10321 gttaccttcg gaaaaagagt tggtagctct tgatccggca aacaaaccac cgttggtagc  
 10381 ggtggttttt ttgtttgcaa cagcagatt acgcgcagaa aaaaggatc tcaagaagat  
 10441 cctttgatct tttctacggg gtctgacgct cagtggaacg aaaactcag ttaagggat  
 10501 ttggtcatga gattatcaaa aaggatcttc acctagatcc ttttaaatta aaaatgaagt  
 10561 tttaaatcaa tctaaagtat atatgagtaa acttggctc acagttacca atgcttaatc  
 10621 agtgaggcac ctatctcagc gatctgtcta tttcgttcat ccatagttgc ctgactccc  
 10681 gtcgtgtaga taactacgat acgggagggc ttaccatctg gccccagtgc tgcactgata  
 10741 ccgagagacc cacgctcacc ggtccagat ttatcagcaa taaaccagcc agccggaagg  
 10801 gccgagcgca gaagtgttcc tgcacttta tccgctcca tocagctat taattgttgc  
 10861 cgggaagcta gagtaagtag ttcgccagtt aatagtttgc gcaacgttgt tgccattgct  
 10921 acagggcatcg tgggtgcagc ctgcctgctt ggtatggctt cattcagctc cgtttcccaa  
 10981 cgatcaaggc gagttacatg atccccatg ttgtgcaaaa aagcggttag ctcttcggt  
 11041 cctccgatcg ttgtcagaag taagttggcc gcagtggtat cactcatggt tatggcagca  
 11101 ctgcataatt ctcttactgt catgccatcc gtaagatgct tttctgtgac tgggtgagta  
 11161 tcaaccaagt cattctgaga atagtgatg cggcgaccga gttgctcttg cccggcgtca  
 11221 ataccggata ataccgcgc acatagcaga actttaaaag tgctcatcat tggaaaactg  
 11281 tcttcggggc gaaaactctc aaggatctta ccgctgttga gatccagttc gatgtaaccc  
 11341 actcgtgcac ccaactgatc ttcagcatct tttactttca ccagcgttcc tgggtgagca  
 11401 aaaacaggaa ggcaaaatgc cgcaaaaag ggaataaggg cgacacggaa atgttgaata  
 11461 ctcatactct tctttttca atattattga agcatttatc agggttattg tctcatgagc  
 11521 ggatacatat ttgaatgtat ttgaaaaaat aaacaaatag gggttccgag cacatttccc

11581 cgaaaagtgc cac

SEQ ID NO:102 (pTnMod (CHOvcp-prepro-HCPro-CPA))

5           1   ctgacgcgcc ctgtageggc gcattaagcg cggcgggtgt ggtggttacg cgcagcgtga  
61   ccgctacact tgccagcgcg ctagcgcgcc ctcctttcgc tttcttccct tcctttctcg  
121   ccacgttcgc cggcatcaga ttggctattg gccattgcat acgttgtatc catatcataa  
181   tatgtacatt tatattggct catgtccaac attaccgcca tgttgacatt gattattgac  
241   tagttattaa tagtaatcaa ttacggggtc attagttcat agcccatata tggagttccg  
10   301   cgttacataa cttacggtaa atggccggcc tggctgaccg cccaacgacc cccgcccatt  
361   gacgtcaata atgacgtatg ttcccatagt aacgccaata gggactttcc attgacgtca  
421   atgggtggag tatttacggt aaactgcccc cttggcagta catcaagtgt atcatatgcc  
481   aagtacgccc cctattgacg tcaatgacgg taaatggccc gcctggcatt atgccagta  
541   catgacctta tgggactttc ctacttggca gtacatctac gtattagtca tcgctattac  
15   601   catggtgatg cggttttggc agtacaatcaa tgggctgga tagcggtttg actcacgggg  
661   atccaagt   ctccaccoca ttgacgtcaa tgggagtttg ttttggcacc aaaatcaacg  
721   ggactttcca aaatgtcgt acaactccgc cccttgacg caaatggcg gtaggcgtgt  
781   acggtgggag gtctatataa gcagagctcg tttagtgaac cgtcagatcg cctggagacg  
841   ccatccacgc tgttttgacc tccatagaag acaccgggac cgatccagcc tccgcccggc  
20   901   ggaacggtgc attggaacgc ggaatccccg tgccaagagt gacgtaagta ccgctatag  
961   actctatagg cacaccctt tggctcttat gcatgctata ctgtttttg cttggggcct  
1021   atacaccccc gcttctctat gctataggtg atggatatagc ttagcctata ggtgtgggtt  
1081   atgaccatt   atgaccact cccctattgg tgacgatact ttccattact aatccataac  
1141   atggctcttt gccacaacta tctctattgg ctatatgcca atactctgtc cttcagagac  
25   1201   tgacacggac tctgtatttt tacaggatgg ggtcccattt attatttaca aattcacata  
1261   tacaacaacg ccgtcccccg tgcccgagc ttttattaaa catagcgtgg gatctccacg  
1321   cgaatctcgg gtacgtgttc cggacatggg ctcttctccg gtacggcggg agcttccaca  
1381   tccgagccct ggtcccctgc ctccagcggc tcatggtcgc tggcgagctc cttgtctcta  
1441   acagtggagg ccagacttag gcacagcaca atgcccacca ccaccagtgt gccgcacaag  
1501   gcccgtggcgg tagggatagt gctgaaaat gagcgtggag attgggctcg cacggctgac  
30   1561   gcagatggaa gacttaaggc agcggcagaa gaagatgcag gcagctgag tgttgattc  
1621   tgataagagt cagaggtaac tcccgttgcg gtgctgttaa cgggtggaggg cagtgtagtc  
1681   tgagcagtac tctgttctgc cgcgcgcgcc accagacata atagctgaca gactaacaga  
1741   ctgttctctt ccatgggtct tttctgcagt caccgtcgga ccatgtgtga acttgatatt  
35   1801   ttacatgatt ctctttacca attctgcccc gaattacact taaaacgact caacagctta  
1861   acgttggcct gccacgcatt acttgactgt aaaactctca ctcttaccga acttggccgt  
1921   aacctgcca   ccaaagcgag acaaaaacat aacatcaaac gaatcgaccg atgttaggt  
1981   aatcgtcacc tcccacaaga gegactcgct gtataccggt ggcagctag ctttatctgt  
2041   tccggcaata cgatcccctat tgtacttgtt gactggctgt atattctgtg gcaaaaacga  
40   2101   cttatgggat tgcgagcttc agtcgcaacta cacggctcgt ctgttactct ttatgagaaa  
2161   gogttcccgc tttcagagca atgtcaaaag aaagctcatg accaatttct agccgacct  
2221   gcgagcattc taccgagtaa caccacaccg ctcatgttca gtgatgctgg ctttaaagtg  
2281   ccatgggtata aatccgttga gaagctgggt tggtagtggg taagtcgagt aagaggaaaa  
2341   gtacaatatg cagacctagg agcggaaaaac tggaaaaccta tcagcaactt acatgatatg  
45   2401   tcatctagtc actcaaagac tttaggctat aaaggcctga ctaaaagcaa tcaatctca  
2461   tgccaaattc tattgtataa atctcgctct aaaggccgaa aaaatcagcg ctgcacacgg  
2521   actcattgtc accaccctgc acctaaaatc tactcagcgt cggcaagga gccatgggtt  
2581   ctagcaacta acttacctgt tgaattcga acacccaaac aacttgttaa tatctattcg  
2641   aagcgaatgc agattgaaga aaccttccga gacttgaaaa gtcctccta cggactaggc  
50   2701   ctacgccata gccgaacgag cagctcagag cgttttgata tcatgctgct aatcgcctg  
2761   atgcttcaac taacatggtg gcttgcgggc gttcatgctc agaaacaagg ttgggacaag  
2821   cacttccagg ctaacacagt cagaaatcga aacgtactct caacagttcg cttaggcatg  
2881   gaagttttgc ggcattctgg ctacacaata acaaggggag acttactcgt ggctgcaacc  
2941   ctactagctc aaaatttatt cacacatggt tacgcttttg ggaaattatg ataatgatcc  
55   3001   agatcacttc tggctaataa aagatcagag ctctagagat ctgtgtgttg gttttttgtg  
3061   gatctgctgt gccttctagt tgcagcccat ctgtgtttg cccctcccc gtgccttctc  
3121   tgaccctgga aggtgccact cccactgtcc tttcctaata aaatgaggaa attgcatcgc  
3181   attgtctgag taggtgtcat tctattctgg ggggtggggg ggggcagcac agcaaggggg  
3241   aggattggga agacaatagc aggcagctgt gggatgctg gggctctatg ggtacctctc  
60   3301   tctctctctc tctctctctc tctctctctc tctctctctc cctctctctc tctctctctc  
3361   tctctctctc tctctctctc tccgtaccag gtgctgaaga attgaccggg tgaccaaaagg  
3421   tgccctttat catcacttta aaaataaaaa acaattactc agtgctgtt ataagcagca  
3481   attaattatg attgatgctt acatcacaac aaaaactgat ttaacaaatg gttggctctg  
3541   cttagaaagt atatttgaac attatcttga tttattattt gataataata aaaaccttat  
65   3601   ccctatcaa   gaagtgatgc ctatcatttg ttggaatgaa cttgaaaaaa attagccttg  
3661   aatacattac tggtaaggta aacgccattg tcagcaaat gatccaagag aaccaactta  
3721   aagccttccct gacggaatgt taattctcgt tgaccctgag cactgatgaa tcccctaatg  
3781   atthtggtaa aaatcattaa gttaaaggtg atacacatct tgtcatatga tcccggtaat  
3841   gtgagtttag tcaactcatta ggcaccccag gctttacact ttatgcttcc ggctcgtatg

3901 ttgtgtggaa ttgtgagcgg ataacaatt cacacaggaa acagctatga ccatgattac  
 3961 gccaaagcgc caattaaccc tcactaaagg gaacaaaagc tggagctcca ccgcggtggc  
 4021 ggccgctcta gaactagtgg atcccccggg ctgcaggaat tegatatcaa gcttatcgat  
 4081 accgctgacc tcgagctgca gaaaaatgcc aggtggacta tgaactcaca tccaaaggag  
 4141 cttgacctga tacctgattt tcttcaaaaca ggggaaacaa cacaatccca caaaacagct  
 4201 cagagagaaa ccatcactga tggctacagc accaagggtat gcaatggcaa tccattcgac  
 4261 attcatctgt gacctgagca aaatgatctt tctctccatg aatggttgct tcttccctc  
 4321 atgaaaaggc aatttccaca ctcaaatat gcgacaaaga caaacagaga acaattaatg  
 4381 tgctccttcc taatgtcaaa attgtagtgg caaagaggag acaaaatct caagtctga  
 4441 gtaggtttta gtgattggat aagaggcttt gacctgtgag ctcaacctga cttcatatcc  
 4501 ttttggataa aaagtgtttt tataactttc aggtctccga gtctttattc atgagactgt  
 4561 tggtttaggg acgacccac aatgaaatgc ctggcatagg aaagggcagc agagccttag  
 4621 ctgacctttt cttgggacaa gcattgtcaa acaatgtgtg acaaaactat ttgtactgct  
 4681 ttgcacagct gtgctgggca gggcgatcca ttgccaccta tcccaggtaa ccttccaact  
 4741 gcaagaagat tegtgtttac tctctctaga aagcttctgc agactgacat gcatttcata  
 4801 ggtagagata acatttactg ggaagcacat ctatcatcac aaaaagcagg caagattttc  
 4861 agactttctt agtggctgaa atagaagcaa aagacgtaat taaaaacaaa atgaaacaaa  
 4921 aaaaatcagt tgataacctg ggtgtagaca tccagcaaaa aaatattatt tgcactacca  
 4981 tcttgtctta agtcctcaga cttagcaagg agaatgtaga ttccacagat atatatgttt  
 5041 tcacaaaagg aaggagagaa acaaaaagaaa atggcactga ctaaacttca gctagtggta  
 5101 taggaaagta attctgctta acagagattg cagtgtatct tatgtatgct tgaagaatt  
 5161 atgttgtact tttttcccc atttttaaat caaacagtgc ttacagagg tcagaatgg  
 5221 ttctttactg tttgtcaatt ctattatctc aatacagaac aatagcttct ataactgaaa  
 5281 tatatttgc tttgtatatt atgattgtcc ctogaacct gaacactcct ccagctgaat  
 5341 ttcacaatc ctctgtcatc tgccaggcca ttaagtatt catggaagat ctttgaggaa  
 5401 cactgcaagt tcatatcata aacacatttg aaattgagta ttggttgca atgaaagag  
 5461 ctatgttttg ctgtatctc agaaaaaaag tttgttataa agcattcaca cccataaaaa  
 5521 gatagattta aatattccag ctataggaaa gaaagtgcgt ctgctcttca ctctagtctc  
 5581 agttggctcc ttcacatgca tgctcttcta tttctcctat ttgtcaaga aataatagg  
 5641 tcacgctctg tctcactta tctctgcct agcatggctc agatgcacgt tgtagataca  
 5701 agaaggatca aatgaaacag acttctggtc tgttacctac aaacctagta ataagcacac  
 5761 taactaataa ttgctaatta tgtttccat ctctaagggt cccatatttt tctgtttct  
 5821 taaagatccc attatctggt tghtaactgaa gctcaatgga acatgagcaa tattccag  
 5881 tcttctctcc catccaacag tctctgatgga ttagcagaac aggcagaaa cacatgtta  
 5941 ccagaatta aaaactaata tttgtctccc attcaatcca aaatggacct attgaaacta  
 6001 aaatctaacc caatcccatt aaatgatttc tatggtgtca aaggtcaaac ttctgaagg  
 6061 aacctgtggg tgggtcacia ttcaggctat atattcccca gggctcagcc agtggatcaa  
 6121 tcattcatct cgtgacttct tcgtgtgtgg tgtttaccta tatatctaaa tttaatattt  
 6181 cgtttattaa aatttaata atttcgacga tgaatttctc aaggatattt ttctctgtgt  
 6241 tcgctttggg tctggctttg tcaacagttt cggctgcgcc agagccgaa atcaccagg  
 6301 tgcagctgca ggagtcgggg ggaggcttgg taaagccggg ggggtccctt agagtctcct  
 6361 gtgcagcctc tggattcact ttcagaaacg cctggatgag ctgggtccgc caggctccag  
 6421 ggaaggggct ggagtggttc ggccgtatta aaagcaaaat tgatgggtgg acaacagact  
 6481 atgctgcacc cgtgaaaggc agatcaccac tctcaagaga tgattcaaaa aacacggtat  
 6541 atctgcaaat gaatagcctg aaagccgagg acacagccgt atattactgt accacgggga  
 6601 ttatgataac atttggggga gttatccctc ccccgaaatg gggccaggga accctgggtca  
 6661 ccgtctcctc agcctccacc aagggcccat cggctctccc cctggcacc cctccaaga  
 6721 gcacctctgg gggcacagcg gccctgggct gcctggtcaa ggactacttc cccgaaccgg  
 6781 tgacgggtgtc gtggaactca ggcgcccctga ccagcggcgt gcacaccttt cggctgtcc  
 6841 tacagtctc aggactctac ttccttagca acgtggtgac cgtgcctcc agcagcttgg  
 6901 gcacccagac ctacatctgc aacgtgaatc acaagcccag caacaccaag gtggacaaga  
 6961 aagttgagcc caaatcttgt gacaaaactc acacatgccc accgtgcca gcacctgaac  
 7021 tcctgggggg accgtcagtc tctctcttcc ccccaaaacc caaggacacc ctcatgatct  
 7081 ccgggacccc tgaggtcaca tgcgtggtgg tggacgtgag ccacgaagac cctgaggtca  
 7141 agttcaactg gtacgtggac ggcgtggagg tgcataatgc caagacaaag ccgctggagg  
 7201 agcagtacaa cagcacgtac cgtgtggtca gcgtctctac cgtcctgcac caggactggc  
 7261 tgaatggcaa ggagtacaag tgcaagggtct ccaacaaagc cctcccagcc cccatcgaga  
 7321 aaacctctc caaagccaaa gggcagcccc gagaaccaca ggtgtacacc ctgccccat  
 7381 ccgggatga gctgaccaag aaccaggtca gcctgacctg cctggtcaaa ggtctctatc  
 7441 ccagcgacat cgcctgggag tgggagagca atgggcagcc ggagaaacac tacaagacca  
 7501 cgctcccggt gctggactcc gacggctcct tcttctctca cagcaagctc accgtggaca  
 7561 agagcagggt gcagcagggg aacgtcttct catgctccgt gatgcatgag gctctgcaca  
 7621 accactacac gcagaagagc ctctccctgt ctccgggtaa agcgcacag agcaagcttt  
 7681 cctatgagct gacacagcca cctcggtgtc cagtgtcccc aggcaaaag gccagatca  
 7741 cctgctctgg agatgcattg ccagaaaaat atgtttattg gtaccagcag aagtcaggcc  
 7801 aggcccctgt ggtggctatc tatgaggaca gcaaacgacc ctccgggatc cctgagagat  
 7861 tctctggctc cagctcaggg acaatggcca ccttgactat cagtggggcc caggtggaag  
 7921 atgaaggtga ctactactgt tactcaactg acagcagtggt ttatcatagg gaggtgttca

7981 ggggagggac caagctgacc gtcctaggtc agcccaaggc tgccccctcg gtcactctgt  
 8041 tcccaccctc ctctgaggag cttcaagcca acaaggccac actgggtgtgt gtcataagtg  
 8101 actcctaccc gggagccgtg acagtggcct ggaaggcaga tagcagcccc gtcaggcgg  
 8161 gagtggagac caccacacc tccaacaaa gcaacaacaa gtacgcggcc agcagctacc  
 8221 tgagcctgac gcttgagcag tggaaagccc acaaaagcta cagctgccag gtcacgcatg  
 8281 aagggagcac cgtggagaag acagtggccc ctgcagaatg ttcaccgcgg agggagggaa  
 8341 gggccctttt tgaaggggga ggaacttcg cgccatgact cctctcgtgc cccccgacg  
 8401 gaacactgat gtgcagaggg ccctctgcca ttgctgcttc ctctgcctt cctcgtcact  
 8461 ctgaatgtgg cttctttgct actgccacag caagaaataa aatctcaaca tctaattggg  
 8521 tttcctgaga tttttcaaga gtcgttaagc acattccttc cccagcacc ctgtgtgca  
 8581 gccagtgcca ggcaccaact tggctactgc tgccatgag agaaatccag tccaatattt  
 8641 tccaaagcaa aatggattac atatgcccta gatcctgatt aacaggtgtt ttgtatttc  
 8701 tgtgctttcg cttcaccac attatcccat tgectcccct cgaggggggg cccggtacc  
 8761 aattcgccct atagtgagtc gtattacgag cgctcactgg ccgctcgtttt acaacgctgt  
 8821 gactgggaaa accctggcgt taccacactt aatcgccctg cagcacatcc ccttttcgcc  
 8881 agctggcgta atagcgaaga ggcggcacc gatcgccctt cccaacagt ggcgagctg  
 8941 aatggcgaat ggaattgta agcgttaata ttttgtaaa attcgcgtta aatttttgtt  
 9001 aatcagctc attttttaac caataggcgg aaatcggcaa aatcccttat aatcaaaag  
 9061 aatagaccga gatagggttg agtggtgttc cagtttggaa caagagtcca ctattaaaga  
 9121 acgtggactc caacgtcaaa gggcgaaaaa ccgtctatca gggcgatggc ccactactcc  
 9181 gggatcatat gacaagatgt gtatccacct taacttaatg atttttacca aatcattag  
 9241 gggattcatc agtgctcagg gtcaacgaga attaacattc cgtcaggaaa gcttatgatg  
 9301 atgatgtgct taaaaactta ctcaatggct ggttatgcat atcgcaatac atgcaaaaa  
 9361 cctaaaagag cttgcccata aaaaaggcca atttattgct atttaccgag gctttttatt  
 9421 gagcttgaaa gataaataaa atagataggt tttatttgaa gctaaatctt ctttatcgta  
 9481 aaaaatgccc tcttgggta tcagaggggt cattatattt cgcggaataa catcatttgg  
 9541 tgacgaaata actaagcact tgtctcctgt ttactcccct gagcttgagg ggtaaacatg  
 9601 aaggtcatcg atagcaggat aataatacag taaaacgcta aaccaataat ccaaatccag  
 9661 ccatcccaaa ttggtagtga atgattataa ataacagcaa acagtaatgg gccaaataca  
 9721 cgggttgcat tggtaaggct caccaataat ccctgtaaag cactctgctg atgactcttt  
 9781 gtttggatag acatcactcc ctgtaatgca ggtaaagcga toccaccacc agccaataaa  
 9841 attaaaacag ggaaaactaa ccaaccttca gatataaacg ctaaaaaggc aaatgacta  
 9901 ctatctgcaa taaatccgag cagtactgcc gttttttcgc ccatttagtg gctattctt  
 9961 ctgccacaaa ggcttggat actgagtgta aaagaccaag acccgtaatg aaaagccaac  
 10021 catcatgcta ttcacatca cgtattctgt aatagcacca caccgtgctg gattdggctat  
 10081 caatgcgctg aaataataat caacaaatgg catcgttaaa taagtatgt ataccgatca  
 10141 gcttttgctt cctttagtga gggttaattg cgcgcttggc gtaatcatgg tcatagctgt  
 10201 ttcctgtgtg aaattgttat ccgctcacia ttccacacia catacagacc ggaagcataa  
 10261 agtgtaaaagc ctgggggtgccc taatgagtgta gtaactcac ataatatgag ttgogctcac  
 10321 tgcccgtctt ccagtcggga aacctgctgt gccagctgca ttaagtatc gccaacgag  
 10381 cggggagagg cggtttgctg attgggctgt cttccgcttc ctgctcact gactcgtgc  
 10441 gctcggctgt tccgctgctg cgagcgggat cagctcactc aaaggcggta atacggttat  
 10501 ccacagaatc aggggataaac gcaggaaaga acatgtgagc aaaaggccag caaaaggcca  
 10561 ggaaccgtaa aaaggccgag ttgctggcgt ttttccatag gctccgcccc cctgacgagc  
 10621 atcaaaaaaa tcgacgctca agtcagaggt ggcgaaaccc gacagacta taaagatacc  
 10681 aggcgtttcc ccctggaagc tccctcgtgc gctctcctgt tccgacctg ccgcttaccg  
 10741 gatacctgtc cgcctttctc cctcgggaa gcgtgggctt ttctcatagc tcaagctgta  
 10801 ggtatctcag ttcgggtgtag gtcgttcgct ccaagctggg ctggtgtgac gaacccccg  
 10861 ttcagccoga ccgctgcgccc ttatccggtg actatcgtct tgagtcaca cgggtaagac  
 10921 acgacttatc gccactggca gcagccactg gtaacaggat tagcagagcg aggtatgtag  
 10981 gcggtgctac agagtctctg aagtgggtggc ctaactacgg ctacactaga aggacagtat  
 11041 ttggtatctg cgtctctgctg aagccagtta ccttcggaaa aagagtgggt agctcttgat  
 11101 ccggcaaaaa aaccaccgct ggtagcgggt gttttttgt ttgcaagcag cagattacgc  
 11161 gcagaaaaaa aggatctcaa gaagatcctt tgatcttttc tacggggtct gacgctcagt  
 11221 ggaacgaaaa ctcacgttaa gggattttgg tcatgagatt atcaaaaagg atcttaccct  
 11281 agatcctttt aaattaaaaa tgaagtttta aatcaatcta aagtataat gagtaaactt  
 11341 ggtctgacag ttaccaatgc ttaatcagtg aggcacctat ctacagcagc tgtctatttc  
 11401 gttcatccat agttgcctga ctccccgctg tgtagataac tacgatacgg gagggcttac  
 11461 catctggccc cagtgtgca atgataccgc gagaccacg gagaccacg ctaccggct  
 11521 cagcaataaa ccagccagcc ggaagggcgg agcgcagaag tggctctgca actttatccg  
 11581 cctccatcca gtctattaat tgttgcgggg aagctagagt aagtagtctg ccagtttaata  
 11641 gtttgcccaa cgttggtgccc attgctacag gcatcgtggg gtcacgctcg tctgttgta  
 11701 tggcttcatt cagctccggt tcccaacgat caaggcgagt tacatgatcc ccatgttgt  
 11761 gcaaaaaaagc ggttagctcc ttcggctcct cgatcgtttg cagaagttag ttggccgag  
 11821 tgttatcact catggttatg gcagcactgc ataattctct tactgtcatg ccatccgtaa  
 11881 gatgcttttc tgtgactggg gactactcaa ccaagtcatt ctgagaatag tgtatgaggc  
 11941 gaccgagttg ctcttgcccg gcgtcaatac gggataatac cgcgcacat agcagaactt  
 12001 taaaagtgtc catcattgga aaacgttctt cggggcgaaa actctcaagg atcttaccgc



12061 tgttgagatc cagttcgatg taaccactc gtgcacccaa ctgatcttca gcatctttta  
 12121 ctttcaccag cgtttctggg tgagcaaaaa caggaaggca aaatgccgca aaaaagggaa  
 12181 taagggcgac acggaatgt tgaatactca tactcttcct ttttcaatat tattgaagca  
 12241 tttatcaggg ttattgtctc atgagcggat acatatttga atgtatttag aaaaaataac  
 5 12301 aaataggggt tccgcgcaca tttccccgaa aagtgccac

SEQ ID NO:103 (pTnMod (CHOvep-prepro-HCPro-LYS-CPA))

1 ctgacgcgcc ctgtagcggc gcattaagcg cggcgggtgt ggtggttacg cgcagcgtga  
 61 ccgctacact tgccagcgcc ctagcggccc ctoccttctcg tttcttccct tcctttctcg  
 10 121 ccacgttcgc cggcatcaga ttggetattg gccattgcat acgttgatc catatcataa  
 181 tatgtacatt tatattggct catgtccaac attaccgcca tgttgacatt gattattgac  
 241 tagttattaa tagtaatcaa ttacggggtc attagtcat agccatata tggagttccg  
 301 cgttacataa cttacggtaa atggcccgc tggctgaccg cccaacgacc cccgccatt  
 361 gacgtcaata atgacgtatg ttcccattag aacgccaata gggactttcc attgacgtca  
 15 421 atgggtggag tatttacggg aaactgcccc cttaggcagta catcaagtgt atcatatgcc  
 481 aagtacgccc cctattgacg tcaatgacgg taaatggccc gctggcatt atgccagta  
 541 catgacctta tgggactttc ctacttgcca gtacatctac gtattagtca tcgctattac  
 601 catgggtgatg cggttttggc agtacatcaa tgggcctgga tagcggtttg actcacgggg  
 661 atttccaagt ctccacccca ttgacgtcaa tggggagtttg ttttggcacc aaaatcaacg  
 20 721 ggactttcca aaatgtccta acaactccgc cccattgacg caaatgggcy gtaggcgtgt  
 781 acgggtggag gtctatataa gcagagctcg tttagtgaac cgtcagatcg cctggagacg  
 841 ccatccacgc tgttttgacc tccatagaag acaccgggac cgatccagcc tccgcggccg  
 901 ggaacgggtgc attggaacgc ggattccccg tgccaagagt gacgtaagta cgcctatag  
 961 actctatagg cacaccocct tggctcttat gcatgctata ctgtttttgg cttggggcct  
 25 1021 atacacccc gcttccttat gctatagggt atggatatgc ttagcctata ggtgtgggtt  
 1081 attgaccatt attgaccact cccctattgg tgacgatact ttccattact aatccataac  
 1141 atggctcttt gccacaacta tctctattgg ctatatgcca atactctgtc cttcagagac  
 1201 tgacacggac tctgtatatt tacaggatgg ggtccccatt attatttaca aattcacata  
 1261 tacaacaacg ccgtccccgc tgcccgcagt ttttattaaa catagcgtgg gatctccacg  
 30 1321 cgaatctcgg gtacgtgttc cggacatggg ctcttctccg gtacgggcyg agctccaca  
 1381 tccgagccct ggtcccatgc ctccagcggc tcatggtegc tggcagctc cttgtccta  
 1441 acagtggagg ccagacttag gcacagcaca atgcccacca ccaccagtgt gccgcacaag  
 1501 gccgtggcgg tagggtatgt gtctyaaat gagcgtggag attgggctcy cacggtgac  
 1561 gcagatggaa gacttaaggg agcggcagaa gaagatgcag gcagctgagt tgttgtattc  
 35 1621 tgataagagt cagaggtaac tcccgctgcy gtgctgttaa cgggtggaggy cagtgtagtc  
 1681 tgagcagtac tctgtgctgc cgcgcgcgcc accagacata atagctgaca gactaacaga  
 1741 ctgttccctt ccatgggtct tttctgcagt caccgtcgga ccatgtgtga acttgatatt  
 1801 ttacatgatt ctctttacca attctgcccc gaattacact taaaacgact caacagctta  
 40 1861 acgttggett gccacgcaat acttgactgt aaaactctca ctcttaccga atctggcctg  
 1921 aacctgcca ccaaagcggag aacaaaacat aacatcaaac gaatcgaccg attgttaggt  
 1981 aatcgtcacc tccacaaaga gcgactcgct gtataccggt gccatgctag ctttatctgt  
 2041 tccggcaata cgatgcccct tgtactgtgt gactggtctg atattcgtga gcaaaaacga  
 2101 cttatgggtat tgcgagcttc agtegcacta cacggctggt ctgttactct ttatgagaaa  
 45 2161 gcgttccgc tttcagagca atgttcaaag aaagctcatg accaatctct agccgacctt  
 2221 gcgagcattc taccagagta caccacaccg ctctattgtca gtgatgctgg ctttaaagtg  
 2281 ccatgggata aatccggtga gaagctgggt tgggtactggt taagtcgagt aagaggaaaa  
 2341 gtacaatatg cagacctagg agcggaaaaac tggaaacctc tcagcaactc acatgatatg  
 2401 tcatctagtc actcaaagac tttaggctat aagaggctga ctaaaagcaa tccaactca  
 2461 tgccaaattc tattgtataa atctcgctct aaaggccgaa aaaaatcagc cctcagaccg  
 50 2521 actcattgtc accaccgctc acctaaaatc tactcagcgt cggcaaagga gccatgggtt  
 2581 ctagcaacta acttacctgt tgaaatcga acacccaaac aacttggtta tatctattcg  
 2641 aagcgaatgc agattgaaga aaccttccga gacttgaaaa gtcttgccta cggactaggc  
 2701 ctacgccata gccgaacgag cagctcagag cgttttgata tcatgctgct aatcgccctg  
 55 2761 atgcttcaac taacatggtg gcttgcgggc gttcatgctc agaaacaagg ttgggacaag  
 2821 cacttccagg ctaacacagt cagaaatcga aacgtactct caacagttcg cttaggcatg  
 2881 gaagttttgc ggcattctggt ctacacaata acaagggaag acttactcgt ggctgcaacc  
 2941 ctactagctc aaaatttatt cacacatggt tacgctttgg ggaattatg ataatgatcc  
 3001 agatcacttc tggctaataa aagatcagag ctctagagat ctgtgtgttg gttttttgtg  
 3061 gatctgctgt gcctctagat tgccagccat ctgtgttttg cccctcccc gctccttct  
 60 3121 tgaccctgga aggtgccact cccactgtcc tttcctaata aatgaggaa attgcatcgc  
 3181 attgtctgag taggtgtcat tctattctgg ggggtggggg ggggcagcac agcaaggggg  
 3241 aggattggga agacaatagc aggcattgctg gggatgcggt gggctctatg ggtacctctc  
 3301 tctctctctc tctctctctc tctctctctc tctctctctc cctctctctc tctctctctc  
 3361 tctctctctc tctctctctc tgggtaccag gtgctgaaga attgaccgcy tgcacaaagg  
 65 3421 tgccctttat catcacttta aaaataaaaa acaattactc agtgctgtt ataagcagca  
 3481 attaattatg attgatgcct acatcacaac aaaaactgat ttaacaaatg gttggctctg  
 3541 cttagaaagt atatttgaaac attatcttga ttatattatt gataataata aaaaccttat  
 3601 cccatccaa gaagtgatgc ctatcattgg ttggaatgaa cttgaaaaaa attagccttg

3661 aatacattac tggtaaggta aacgccattg tcagcaaat gatccaagag aaccaactta  
 3721 aagctttcct gacggaatgt taattctcgt tgaccctgag cactgatgaa tcccctaagt  
 3781 attttggtaa aaatcattaa gttaagggtg atacacatct tgcocatgaa tcccggtaat  
 3841 gtgagttagc tcaactatta ggcaccccag gctttacact ttatgcttcc ggctcgtatg  
 5 3901 ttgtgtggaa ttgtgagcgg ataacaatth cacacaggaa acagctatga ccatgattac  
 3961 gccagcgcg caattaaccc tcaactaaagg gaacaaaagc tggagctcca ccgcggtggc  
 4021 ggccgctcta gaactagtgg atccccggg ctgcaggaat tgcatatcaa gcttatcgat  
 4081 accgctgacc tgcagctgca gaaaaatgcc aggtggacta tgaactcaca tccaaaggag  
 4141 cttgacctga tacctgattt tcttcaaaca ggggaaacaa cacaatcca caaaacagct  
 10 4201 cagagagaaa ccatcactga tggctacagc accaaggtat gcaatggcaa tccattcgac  
 4261 attcatctgt gacctgagca aaatgatttc tctctccatg aatggttgct tctttccctc  
 4321 atgaaaaggc aatttccaca ctcaaatat gcgacaaaga caaacagaga acaattaatg  
 4381 tgcctcctcc taatgtcaaa attgtagtgg caaagaggag aacaaaatct caagtcttga  
 4441 gtagggttta gtgattggat aagaggcttt gacctgtgag ctcacctgga cttcatatcc  
 15 4501 ttttgataa aaagtgcctt tataactttc aggtctccga gcttttattc atgagactgt  
 4561 tgggttaggg acagaccac aatgaaatgc ctggcatagg aaaggcgagc agagccttag  
 4621 ctgacctttt cttgggacaa gcattgtcaa acaatgtgtg acaaaactat ttgtactgct  
 4681 ttgcacagct gtgctgggca gggcgatcca ttgccacctc tcccaggtaa ccttccaact  
 4741 gcaagaagat tgttgettac tctctctaga aagcttctgc agactgacat gcaattcata  
 20 4801 ggtagagata acatttactg ggaagcacat ctatcatcac aaaaagcagg caagattttc  
 4861 agactttctt agtggctgaa atagaagcaa aagacgtaat taaaaacaaa atgaaacaaa  
 4921 aaaaatcagt tgatacctgt ggtgtagaca tccagcaaaa aaatattatt tgcactacca  
 4981 tcttgtctta agtctcaga cttagcaagg agaatgtaga tttccacagt atatatgttt  
 25 5041 tcacaaaagg aaggagagaa acaaaagaaa atggcactga ctaaacttca gctagtggta  
 5101 taggaaagta attctgctta acagagattg cagtgatctc tatgtatgta ttgtatggag  
 5161 atgttgtact tttttcccc atttttaaat caaacagtgc tttacagagg tcagaatggt  
 5221 tcttttactg tttgtcaatt ctattatttc aatacagaac aatagcttct ataactgaaa  
 5281 tatatttgct attgtatatt atgattgtcc ctogaacct gaacactcct ccagctgaat  
 30 5341 ttcacaatc ctctgtcacc tgccaggcca ttaagtatt catggaagat ctttgaggaa  
 5401 cactgcaagt tcatatcata aacacatttg aaattgagta ttggttgca ttgtatggag  
 5461 ctatgttttg ctgtatctc agaaaaaag tttgttataa agcattcaca cccataaaaa  
 5521 gatagattta aatattccag ctataggaaa gaaagtgcgt ctgctcttca ctctagtctc  
 5581 agttggctcc ttcacatgca tgcttcttta tttctcctat tttgtcaaga aaataataga  
 35 5641 tcaogctcty tctcactta tctctgctc agcatggctc agatgcagt ttagataga  
 5701 agaaggatca aatgaaacag actctgggtc tgttacctac aaccatagta atagcacac  
 5761 taactaataa ttgctaatta tgtttccat ctctaagggt cccatatttt tctgtttct  
 5821 taaagatccc attatctggt tgttaactgaa gctcaatgga acatgagcaa tatttcccag  
 5881 tcttctctcc catccaacag tctctgatgga ttagcagaac aggcagaaaa cacattgta  
 40 5941 ccagaatta aaaactaata tttgctctcc attcaatcca aatggacct atgaaacta  
 6001 aaatctaacc caatcccatt aaatgatttc tatggtgtca aaggtaaac tttcgaagg  
 6061 aacctgtggg tgggtcacia ttcaggetat atattcccca gggctcagcc agtggatcaa  
 6121 tcaatcatct cgtgacttct tctgtgtggg tgtttactta tatatctaaa tttaatatt  
 6181 cgtttattaa aatttaatat atttcgacga tgaatttctc aaggatattt ttctctgtg  
 45 6241 tctgtttggt tctggctttg tcaacagttt cggctcgcgc agagccgaaa agtaccaggy  
 6301 tgcagctgca ggagtcgggg ggaggcttgg taaagccggg ggggtccctt agagtctcct  
 6361 gtgcagcctc tggattcact ttcagaaacg cctggatgag ctgggtccgc caggctccag  
 6421 ggaaggggct ggagtgggtc ggccgtatta aaagcaaaat tgatgggtggg acaacagact  
 6481 atgctgcacc cgtgaaaggc agattcacca tctcaagaga tgattcaaaa aacacgttat  
 50 6541 atctgcaaat gaatagcctg aaagccgagg acacagcctg atattaactg accacgggga  
 6601 ttatgataac atttggggga gttatccctc ccccgaattg gggccaggga accctggta  
 6661 cgtctcctc agcctccacc aagggcccat cggctctccc cctggcacc cctccaaga  
 6721 gcacctctgg gggcacagcg gccttgggct gcctggtaaa ggactacttc cccgaaccgg  
 6781 tgacgggtgc gtggaactca ggcgcccctga ccagcggcgt gcacacctt ccggtgtcc  
 55 6841 tacagtctc aggactctac ttccttagca acgtgtgac cgtgccctcc agcagcttgg  
 6901 gcaccagac ctacatctgc aacgtgaatc acaagcccag caacaccaag gtggacaaga  
 6961 aagttagacc caaatcttgt gacaaaactc acacatgccc accgtgcca gcacctgaac  
 7021 tcttgggggg accgtcagtc tctctcttcc ccccaaaacc caaggacacc ctcatgatct  
 7081 cccggacccc tgaggtcaca tgcgtggtgg tggactgtgag ccacgaagac cctgaggtca  
 60 7141 agttcaactg gtactgtggc ggcgtggagg tgcataatgc caagacaaag ccgcgggagg  
 7201 agcagtacaa cagcacgtac cgtgtggtca gcgtcctcac cgtcctgcac caggactggc  
 7261 tgaatggcaa ggagtacaag tgcaaggctc ccaacaaagc cctcccagcc cccatcgaga  
 7321 aaaccatctc caaagccaaa gggcagcccc gagaaccaca ggtgtacacc ctgccccat  
 7381 cccgggatga gctgaccaag aaccaggtca gctgacctg cctggtaaaa ggcttctatc  
 7441 ccagcagcat cgcctgtggc tgggagagca atgggcagcc ggagaacaaac tacaagacca  
 65 7501 cgcctcccgt gctggactcc gacggctcct tcttctctca cagcaagctc accgtggaca  
 7561 agagcaggtg gcagcagggg aacgtcttct catgctcctg gatgcatgag gctctgcaca  
 7621 accactacac gcagaagagc ctctcctgt ctccgggtaa agcggcagag ccgaaaagc  
 7681 tttcctatga gctgacacag ccacctcgg tgtcagtgtc ccaggacaa accggcaggga

5 7741 tcacctgctc tggagatgca ttgccagaaa aatatgttta ttggtaccag cagaagtccag  
 7801 gccaggcccc tgtggtggtc atctatgagg acagcaaacg accctccggg atccctgaga  
 7861 gattctcttg ctccagctca gggacaatgg ccaccttgac tatcagtggg gcccagggtg  
 7921 aagatgaagg tgactactac tgttactcaa ctgacagcag ttggtatcat agggagggtg  
 7981 tcagcggagg gaccaagctg accgtcctag gtcagcccaa ggctgcccc tgggtcactc  
 8041 tgttcccacc ctctctgag gagcttcaag ccaacaaggc cacactggtg tgtctcataa  
 8101 gtgactccta cccgggagcc gtgacagtgg cctggaaggc agatagcagc cccgtcaagg  
 8161 cgggagtggg gaccaccaca ccctccaaac aaagcaacaa caagtacgcy gccagcagct  
 8221 acctgagcct gacgcttgag cagtgggaagt cccacaaaag ctacagctgc caggtcacgc  
 10 8281 atgaaggag caccgtggag aagacagtgg ccctgcgaga atggtcaccy cggaggggag  
 8341 gaaggccct tttgaaggg ggaggaaact tcgcyccatg actcctctcy tgccccccgc  
 8401 acggaacact gatgtgcaga gggccctctg ccattgctgc ttctctgctc ctctctgctc  
 8461 actctgaatg tggcttcttt gctactgcca cagcaagaaa taaaatctca acatctaaat  
 8521 gggtttctctg agatttttca agagtctgta agcacattcc ttcccagca cccttgctg  
 15 8581 caggccagtg caggccacca acttggctac tgctgccccat gagagaaatc cagtctcaata  
 8641 ttttccaaag caaaatggat tacatatgcc ctagatcctg ataacaggt gttttgtatt  
 8701 atctgtgctt tcgcttcacc cacattatcc cattgctctc cctcgagggg gggcccggtg  
 8761 cccaattcgc cctatagtga gtcgtattac gcgcyctcac tggccgtcgt tttacaacgt  
 8821 cgtgactggg aaaaccctgg cgttaaccac cttaatcgcc ttgcagcaca tccccctttc  
 20 8881 gccagctggc gtaatagcga agaggccccgc accgatcgcc cttcccaca gttgcygagc  
 8941 ctgaatggcg aatggaaatt gtaagcgtta atattttggt aaaattcgcy ttaaatTTTT  
 9001 gttaaactcag ctcatTTTT aaccaatagg ccgaaatcgy caaaatccct tataaatcaa  
 9061 aagaatagac cgagataggg ttgagtgttg ttccagtttg gaacaagagt ccactattaa  
 9121 aaaaactgga ctccaactc aaagggcgaa aaacctcta tcaggggcgt gcccactac  
 25 9181 tccgggatca tatgacaaga tgtgtatcca ccttaactta atgattttta ccaaaatcat  
 9241 taggggatc atcagtgctc aggtcaacg agaattaaca ttccgctcag aaagcttatg  
 9301 atgatgatgt gcttaaaaaac ttactcaatg gctggttatg catatcgcaa tacatgcaaa  
 9361 aaacctaaaa gagcttgccg ataaaaaagg ccaatttatt gctatttacc gcggcttttt  
 9421 attgagcttg aaagataaat aaaaatagata ggttttattt gaagctaaat cttctttatc  
 30 9481 gtaaaaaatg cctcttggg ttatcaagag ggtcattata tttcgggaa taacatcatt  
 9541 tggtgacgaa ataactaagc acttgtctcc tgtttactcc cctgagcttg aggggttaac  
 9601 atgaaggtca tcgatagcag gataataata cagtaaaacg ctaaaaccaat aatccaaatc  
 9661 cagccatccc aaattggtag tgaatgatta taataaacag caaacagtaa tgggccaata  
 35 9721 acaccggttg cattggtaag gctcaccaat aatccctgta aagcaccttg ctgatgactc  
 9781 tttggttggg tagacatcac tccctgtaat gcaggtaaag cगतccccacc accagccaat  
 9841 aaaatataaa cagggaaaaac taaccaacct tcagatataa acgctaaaaa ggcaaatgca  
 9901 ctactatctg caataaatcc gagcagtact gccgtttttt cgcctattta gtggctattc  
 9961 ttccctccac aaaggccttg aatactgagt gtaaaagacc aagaccctga atgaaaagcc  
 40 10021 aaccatcatg ctattcatca tcacgatttc tgtaatagca ccacaccgtg ctggattggc  
 10081 tatcaatgcy ctgaaataat aatcaacaaa tggcatcggt aaataagtga tgtataccga  
 10141 tcagcttttg ttcccttag tgaggggtta ttgcgcgctt ggcgtaatca tggctatagc  
 10201 tgtttctctg gtgaaattgt tatccgctca caattccaca caacatacga gccggaagca  
 10261 taaagtgtaa agcctggggg gctaatgag tgagctaaat cacattaaat cctgtgcyct  
 45 10321 cactgcccgc tttccagctg ggaacctgt cgtgccagct gcattaatga atcggccaac  
 10381 gcgcggggag aggcgggttg cgtattgggc gctctccgc ttctctgctc actgactcgc  
 10441 tgcgctcggg cgttcggctg cgcgcgagcg tatcagctca ctcaaaagcg gtaatacggg  
 10501 tatccacaga atcaggggat aacgcaggaa agaacatgtg agcaaaagcg cagcaaaagc  
 10561 ccaggaaccg taaaaaggcc gcgttctgcy cgtttttcca taggctccgc cccccagcy  
 50 10621 agcatcacia aaatcgacgc tcaagtcaag ggtggcgaaa cccgacagga ctataaagat  
 10681 accaggcggt tccccctgga agctccctcg tgcgctctcc tgttccgacc ctgocgctta  
 10741 ccggatacct gtccgccttt ctcccttcgg gaagcgtggc gctttctcat agctcacgct  
 10801 gtaggatatc cagtccggtg taggtcgctc gctccaagct gggctgtgtg cacgaacccc  
 10861 ccggtcagcc cgaccgctgc gcttatecy gtaactatcg tcttgagtcc aaccggtaa  
 55 10921 gacacgactt atcgccactg gcagcagcca ctggtaacag gattagcaga gcgaggatg  
 10981 taggcggtgc tacagagttc ttgaagtgtt ggcctaacta cggctacact agaaggacag  
 11041 tatttggtat ctgcyctctg ctgaagccag ttaccttcgg aaaaagagtt ggtagctctt  
 11101 gatccggcaa acaaacacc gctggtagcy gtggtttttt tgtttgcaag cagcagatta  
 11161 cgcgcagaaa aaaaggatct caagaagatc ctttgatctt ttctaagggg tctgacgctc  
 60 11221 agtggaaacy aaactcacgt taagggattt tggctatgag attatcaaaa aggatcttca  
 11281 cctagatcct tttaaattaa aaatgaagtt ttaaataaat ctaaagtata tatgagtaaa  
 11341 cttggtctga cagttaccaa tgcttaataca gtgaggcacc tatctcagcy atctgtctat  
 11401 ttcgttcatc catagttgcc tgactccccg tcggttagat aactacgata cgggggggct  
 11461 taccatctgg cccagtgct gcaatgatac cgcgagaccc acgctcaccc gctccagatt  
 65 11521 tatcagcaat aaaccagcca gccggaaggc ccgagcgcag aagtggtcct gcaactttat  
 11581 ccgcctccat ccagctctatt aattggttgc ggggaagctag agtaagtagt tcgcccagta  
 11641 atagtttgcg caacgttggt gccattgcta caggcatcgt ggtgtcacgc tcgctgctt  
 11701 gtatggcttc attcagctcc ggttcccaac gatcaaggcy agttacatga tccccatgt  
 11761 tgtgcaaaaa agcgggttagc tcccttcggtc ctccgatcgt tgtcagaagt aagttggccg

11821 cagtgttata actcatgggt atggcagcac tgcataatc tcttactgtc atgccatccg  
 11881 taagatgctt ttctgtgact ggtgagtact caaccaagtc attctgagaa tagtgtatgc  
 11941 ggcgaccgag ttgctcttgc ccggcgtcaa tacgggataa taccgcgcca catagcagaa  
 5 12001 ctttaaaagt gctcatcatt ggaaaaacggt cttcggggcg aaaactctca aggatcttac  
 12061 cgctgttgag atccagttcg atgtaaccca ctcgtgcacc caactgatct tcagcatctt  
 12121 ttactttcac cagcgtttct ggggtgagcaa aaacaggaag gcaaaatgcc gcaaaaaagg  
 12181 gaataagggc gacacggaaa tgttgaatac tcatactctt cctttttcaa tattattgaa  
 12241 gcatttatca gggttattgt ctcatgagcg gatacatatt tgaatgtatt tagaaaaata  
 12301 acaaaatagg ggttccgcgc acatttcccc gaaaagtgcc ac

10

SEQ ID NO:104 (pTnMOD (CMV-prepro-HCPro-CPA))

1 ctgacgcgcc ctgtagcggc gcattaagcg cggcgggtgt ggtgggttacg cgcagcgtga  
 61 ccgctacact tgcagcggc cttagcggcg ctcctttcgc ttcttccct tcctttctcg  
 15 121 ccagcttcgc cggcatcaga ttggctattg gccattgcat acgttgatc catatcataa  
 181 tatgtacatt tatattggct catgtccaac attaccgcca tgttgacatt gattattgac  
 241 tagttattaa tagtaatcaa ttacggggctc attagttcat agcccatata tggagttccg  
 301 cgttacataa cttacggtaa atggcccgcc tggctgaccg cccaacgacc cccgccatt  
 361 gacgtcaata atgacgtatg ttcccattagt aacgcccaata gggactttcc attgacgtca  
 421 atgggtggag tatttacggc aaactgcccc cttggcagta catcaagtgt atcatatgcc  
 20 481 aagtacgccc cctattgacg tcaatgacgg taaatggccc gcttggcatt atgcccagta  
 541 catgacctta tgggaotttc ctacttggca gtacatctac gtattagtca tcgctattac  
 601 catgggtgatg cgggttttggc agtacatcaa tggggcgtgga tagcgggttg actcacgggg  
 661 atttccaagt ctccacccca ttgacgtcaa tgggagtttg ttttggcacc aaaatcaacg  
 721 ggactttcca aaatgctgta acaactccgc cccattgacg caaatggggc atggccagta  
 25 781 acgggtgggag gtctatataa gcagagctcg tttagtgaac cgtcagatcg cctgggagcg  
 841 ccatccacgc tgttttgacc tccatagaag acaccgggac cgatccagcc tcccgggccg  
 901 ggaacgggtgc attggaacgc ggattccccc tgccaagagt gacgtaagta cccgctatag  
 961 actctatagg cacaccctt tggctcttat gcatgctata ctgtttttgg cttggggcct  
 1021 atacaccccc gcttccttat gctatagggtg atggatagc ttagcctata ggtgtgggtt  
 30 1081 attgaccatt attgaccact cccctattgg tgacgatact ttccattact aatccataac  
 1141 atggctcttt gccacaacta tctctattgg ctatatgcca atactctgtc cttcagagac  
 1201 tgacacggac tctgtatatt tacaggatgg ggtcccattt attatttaca aattcacata  
 1261 tacaacaacg ccgtcccccg tggccgcagt ttttattaaa catagcgtgg gatctccacg  
 35 1321 cgaatctcgg gtaactgttc cggacatggg ctcttctccg tagcggcgcg agcttccaca  
 1381 tccgagccct ggtcccattg ctccagcggc tcatggtcgc tggcagctc cttgtctcta  
 1441 acagtgaggg ccagacttag gcacagcaca atgcccacca ccaccagtgt gccgcacaag  
 1501 gccgtggcgg tagggatagt gtctgaaat gagcgtggag attgggctcg cacggctgac  
 1561 gcagatggaa gacttaaggc agcgcagaa agagatgcag gaagtgagt ggtgtattc  
 40 1621 tgataagagt cagaggtaac tcccgttgcg gtgctgttaa cgggtggaggg catgtagt  
 1681 tgagcagtac tctgtgctgc cgcgcggccc accagacata atagctgaca gactaacaga  
 1741 ctgttccctt ccatgggtct tttctgcagt caccgtcgga ccatgtgtga acttgatatt  
 1801 ttacatgatt ctctttacca attctgcccc gaattacat taaaacgact caacagctta  
 1861 acgttggctt gccacgcatt acttgactgt aaaactctca ctctaccga acttggcctg  
 45 1921 aacctgcaa ccaaagcgag aacaaaacat aacatcaaac gaatcgaccg attgttaggt  
 1981 aatcgtcacc tccacaaaga gcgactcgct gtataccgtt ggcatgctag ctttatctgt  
 2041 tgggcaata cgatgcccat tgtacttgtt gactggtctg atattcgtga gcaaaaacga  
 2101 cttatgggat tgcgagcttc agtcgacta cagggtcgt ctgttactct ttatgagaaa  
 2161 cgttccccg tttcagagca atgttcaaag aaagctcatg accaattctc agccgacctt  
 50 2221 gcgagcattc taccgagtaa caccacaccg ctcatgttca gtgatgctgg ctttaaagt  
 2281 ccatgggata aatccggtga gaagctgggt tgggtactgg taagtcagat aagaggaaaa  
 2341 gtacaatatg cagacctagg agcggaaaac tggaaaacta tcagcaactt acatgatatg  
 2401 tcatctagtc actcaaagac tttaggctat aagaggctga ctaaaagcaa tccaatctca  
 2461 tgccaaattc tattgtataa atctcgtct aaaggccgaa aaaatcagcg ctgcacacgg  
 55 2521 actcattgtc accacccgtc acctaaaatc tactcagcgt cggcaaagga gccatgggtt  
 2581 ctagcaacta acttacctgt tgaattcga acacccaaac aacttgtaa tabctattcg  
 2641 aagcgaatgc agattgaaga aaccttccga gacttgaaaa gtccctgccta cggactaggc  
 2701 ctacgccata gccgaacgag cagctcagag cgttttgata tcatgctgct aatcgccctg  
 2761 atgcttcaac taacatgttg gcttgcgggc gttcatgctc agaaaacagg ttgggacaag  
 60 2821 cacttccagg ctaacacagt cagaaatcga aacgtactct caacagttcg cttaggcatg  
 2881 gaagttttgc ggcattctgg ctacacaata acaagggaag acttactcgt ggtgcaacc  
 2941 ctactagctc aaaatttatt cacacatggt tacgcttttg ggaattatg ataattgatg  
 3001 agatcacttc tggctaataa aagatcagag ctctagagat ctgtgtgtg gttttttgtg  
 3061 gatctgctgt gccttctagt tggcagccat ctgttgtttg cccctcccc gtcctctct  
 65 3121 tgaccctgga aggtgccact cccactgtcc tttcctaata aaatgaggaa attgcatcgc  
 3181 attgtctgag taggtgtcat tctattctgg ggggtggggg ggggcagcac agcaaggggg  
 3241 aggattggga agacaatagc aggcattgct gggatgcggt gggctctatg ggtacctctc  
 3301 tctctctctc tctctctctc tctctctctc tctctctctc tctctctctc tctctctctc  
 3361 tctctctctc tctctctctc tccgtaccag gtgctgaaga attgaccggg tgaccaaaag

3421 tgccttttat catcacttta aaaataaaaa acaattactc agtgcctggt ataagcagca  
 3481 attaattatg attgatgcct acatcacacaac aaaaactgat ttaacaaatg gttggctctgc  
 3541 cttagaagag atatttgaaac attatccttga ttatattatt gataataata aaaccttat  
 5 3601 ccctatccaa gaagtgatgc ctatcattgg ttggaatgaa cttgaaaaaa attagccttg  
 3661 aatacattac tggtaaggta aacgocattg tcagcaaatt gatccaagag aaccaactta  
 3721 aagctttcct gacggaatgt taattctcgt tgaccctgag cactgatgaa tccccaatg  
 3781 attttggtaa aaatcattaa gttaagggtg atacacatct tgtcatatga tcccggtaat  
 3841 gtgagtttagc tcaactcatta ggcaccccag gctttacact ttatgcttcc ggcctgtag  
 10 3901 ttgtgtggaa ttgtgagcgg ataacaattt cacacaggaa acagctatga coatgattac  
 3961 gccaaagcgg caattaaccc tcaactaaagg gaacaaaagc tggagctcca ccgcggtggc  
 4021 gggcgctcta gaactagtgg atccccggg ctgcaggaat tcgatatcaa gcttatcgat  
 4081 accgctgacc tcgagcatca gattggctat tggccattgc atacgttgta tccatcat  
 4141 aatagtaca ttatattgg ctoatgtcca acattaccgc catgttgaca ttgattattg  
 15 4201 actagttatt aatagtaatc aattaccggg tcattagttc atagccata tatggagtcc  
 4261 cgcgttacat aacttacggt aaatggcccg cctggctgac cgcccaacga ccccccca  
 4321 ttgacgtcaa taatgacgta tgttcccata gtaacgcaa tagggacttt ccattgacgt  
 4381 caatgggtgg agtatttacg gtaaaactgc cacttggcag tacatcaagt gtatcatatg  
 4441 tcaagtacgc ccctatttga cgtcaatgac ggtaaatggc ccgcctggca ttatgcccag  
 20 4501 tacatgacct tatgggactt tccacttgg cagtacatct acgtatttag catcgctatt  
 4561 accatggtga tgcggttttg gcagtacatc aatgggctg gatagctggt tgactcacgg  
 4621 ggatttccaa gtcttcaccc cattgacgtc aatgggagtt tgttttggca ccaaaatcaa  
 4681 cgggactttc caaaatgtcg taacaactcc gccccattga cgcaaatggg cggtaggcgt  
 4741 gtacgggtgg aggtctatat aagcagagct cgtttagtga accgtcagat cgcctggaga  
 25 4801 cgccatccac gctgttttga cctccataga agacaccggg accgatccag tccctcgggc  
 4861 cgggaacggg gcaatggaac cctgattccc cgtgccaaga gtgacgtaag cccctcctat  
 4921 agactctata ggcacacccc tttggctctt atgcatgcta tactgtttt ggcttggggc  
 4981 ctatacacc ccgcttccct atgctatagg tgatggtata gcttagccta taggtgtggg  
 5041 ttattgacca ttattgacca ctcccctatt ggtgacgata ctttccatta ctaatccata  
 30 5101 acatggctct ttgccacaac tatctctatt ggctatatgc caataactctg tccctcagag  
 5161 actgacacgg actctgtatt tttacaggat ggggtcccat ttattattta caaattcaca  
 5221 tatacaacaa cgccgtcccc cgtgcccgca gtttttatta aacatagcgt gggatctcca  
 5281 cgcaatctc gggtagctgt tccggacatg ggctcttctc cggtagcggc ggagcttcca  
 35 5341 catccgagcc ctggctccat gccctcagcg gctcatggtc gctcggcagc tccttgcctc  
 5401 taacagtggg gccacagact aggcacagca caatgccac caccaccagt tgcctgcaca  
 5461 aggcctggc ggtagggtat gtgtctgaaa atgagcgtgg agattgggct cgcacggctg  
 5521 acgcagatgg aagacttaag gcagcggcag aagaagatgc aggcagctga gttgttgat  
 5581 tctgataaga gtcagaggta actccgctg cgggtctggt aacgggtggag ggcagtgta  
 5641 tctgagcagt actcgttgcg gcccgcgcg ccaccagaca taatagctga cagactaaca  
 40 5701 gactgttctt tcccatgggt ctttctgca gtcaccgtcg gatcaatcat tcatctcgtg  
 5761 acttctcgt gtgtgggtt tacctatata tctaaattta atatttcgtt tattaaaatt  
 5821 taatataatt cgacgatgaa tttctcaagg atatttttct tctgttctgc tttggttctg  
 5881 gctttgtcaa cagtttcggc tgcgccagag ccgaaaaggta cccaggtgca gctgcaggag  
 5941 tccgggggag gcttggtaaa gccggggggg tcccttagag tctcctgtg agctctgga  
 45 6001 ttcactttca gaaacgcctg gatgagctgg gtccgcagg ctccagggaa ggggctggag  
 6061 tgggtcggcc gtattaaaag caaaatgat ggtgggaaa cagactatgc tgacccctg  
 6121 aaagggcagat tcaaccatctc aagagatgat tcaaaaaaca cgttatatct gcaaatgaat  
 6181 agcctgaaag ccgaggacac agccgtatat tactgtacca cggggattat gataacattt  
 6241 gggggagtta tccctcccc gaatgggggc cagggaacc tggtcacct ctctcagcc  
 50 6301 tccaccaagg gcccatcggg cttccccctg gcaccctct ccaagagcac ctctgggggc  
 6361 acagcggccc tgggctgcct ggtcaaggac tacttccccg aaccggtgac ggtgtcgtgg  
 6421 aactcaggcg cctgaccag cgcctgac accttccgg ctgtcctaca gtctcagga  
 6481 ctctacttcc ttagcaacgt ggtgaccgtg ccctccagca gcttgggac ccagacctac  
 6541 atctgcaacg tgaatcaca gccacagcaac accaaggtgg acaagaaagt tgagccaaa  
 55 6601 tcttgtgaca aaactcacac atgcccaccg tgcccagcac ctgaactctc ggggggaccg  
 6661 tcagtcttcc tcttcccccc aaaaaccaag gacaccctca tgatctccc gaccctgag  
 6721 gtcacatgcg tgggtgggga cgtgagccac gaagaccctg aggtcaagt caactggtac  
 6781 gtggacggcg tggaggtgca taatgccaa acaaagccgc gggaggagca gtacaacagc  
 6841 acgtaccgtg tggtcagcgt cctcaccgtc ctgcaccag actggctgaa tggcaaggag  
 60 6901 tacaagtgca aggtctccaa caaagcctc ccagcccca tcgagaaaac catctccaaa  
 6961 gccaaagggc agccccgaga accacaggtg tacaccctgc cccatcccg gtaggagctg  
 7021 accaagaacc aggtcagcct gacctgcctg gtcaaaggct tctatcccag cgacatgctc  
 7081 gtggagtggg agagcaatgg gcagccggag aacaactaca agaccacgc tccogtctg  
 7141 gactcagcg tgccttctt cctctacagc aagctcaccg tggacaagag cagggtggcag  
 65 7201 caggggaaag tcttctcatg ctccgtgat catgaggctc tgcaacaaca ctacacgag  
 7261 aagagcctct cctgtctcc ggttaaagcg ccagagccga agcttctcta tgagctgaca  
 7321 cagccaccct cgggtcagat gtccccagga caaacggcca ggatcacctg ctctggagat  
 7381 gcattgccag aaaaatagt ttattgggtac cagcagaagt caggccaggc cctgtggtg  
 7441 gtcactctatg aggacagcaa acgaccctcc gggatccctg agagattctc tggctccagg

7501 tcagggacaa tggccacctt gactatcagt ggggcccagg tggaaagatga aggtgactac  
 7561 tactgttact caactgacag cagtggttat catagggagg tggtcagcgg agggaccaag  
 7621 ctgaccgtcc taggtcagcc caaggtgcc ccctcggtca ctctgttccc accctcctct  
 7681 gaggtagcttc aagccaacaa ggccacactg gtgtgtctca taagtgactc ctaccggga  
 5 7741 gcegtgacag tggcctggaa ggcagatagc agccccgtca aggcgggagt ggagaccacc  
 7801 acaccctcca aacaaagcaa caacaagtac gcggccagca gctacctgag cctgacgctt  
 7861 gagcagtgga agtcccacaa aagctacagc tgcagggtca cgcatgaagg gagcacctg  
 7921 gagaagacag tggcccctgc agaatgttca ccgcgagggg agggaagggc cctttttgaa  
 7981 gggggaggaa acttcgcgcc atgactcctc tcgtgcccc cgcacggaac actgatgtgc  
 10 8041 agagggccct ctgccattgc tgcttctctc gcccttctc gtcactctga atgtggttc  
 8101 tttgtactg ccacagcaag aataaaaatc tcaacatcta aatgggttcc ctgagatttt  
 8161 tcaagagtgc ttaagcacat tccttcccc gcaccccttg ctgcaggcca gtgccaggca  
 8221 ccaacttggc tactgtgctc catgagagaa atccagttca atatttcca aagcaaaatg  
 8281 gattacatat gccctagatc ctgattaaca ggtgttttgt attatctgtg tttctgcttc  
 15 8341 acccacatta tcccattgct tcccctgac tcgagggggg gcccggtacc caattcgccc  
 8401 tatagttagt cgtattacgc gcgctcactg gccgtcgttt tacaacgtcg tgactgggaa  
 8461 aaccctggcg ttacccaact taatcgctt gcagcacatc cccctttcgc cagctggcgt  
 8521 aatagcgaag aggcccgcac cgatcgccct tcccaacagt tggcagcct gaatggcgaa  
 8581 tggaaattgt aagcgttaat attttgtaa aattcgcgtt aaatttttgt taaatcagct  
 20 8641 cattttttaa ccaataggcc gaatcgga aaatccctta taaatcaaaa gaatagaccg  
 8701 agataggggt gagtgttgtt ccagtttggg acaagagtcc actatataag aacgtggact  
 8761 ccaacgtcaa agggcgaaaa accgtctatc agggcgatgg cccactactc cgggatcata  
 8821 tgacaagatg tgtatccacc ttaacttaat gatttttacc aaaatcatta ggggttcat  
 8881 cagtgtcag ggtcaacgag aattaacatt ccgtcaggaa agcttatgat gatgatgtgc  
 25 8941 ttaaaaactt actcaatggc tggttatgca tatcgcaata catgcaaaa acctaaaaga  
 9001 gcttgcgat aaaaaaggcc aatttattgc tatttaccgc ggctttttat tgagctgaa  
 9061 agataaataa aatagatagg ttttatttga agctaaatct tctttatcgt aaaaaatgcc  
 9121 ctctggggtt atcaagaggg tcattatatt tcgcggaata acatcatttg gtgacgaaat  
 9181 aactaagcac ttgtctcctg tttactcccc tgagcttgag gggtaaacat gaaggtcatc  
 30 9241 gatagcagga taataatata gtaaaacgct aaaccaataa tccaatcca gccatcccaa  
 9301 attggtagt aatgattata aataacagca aacagtaatg ggccaataac accggttgca  
 9361 ttggtaaagg tcaccaataa tcctgtaaa gcaccttgct gatgactctt tgtttggata  
 9421 gacatcactc cctgtaatgc aggtaaagcg atccccacc cagcaataa aattaaaca  
 9481 gggaaaacta accaaccttc agatataaac gtaaaaagg caaatgcact actatctgca  
 35 9541 ataaatccga gcagttactgc cgtttttctg cccatttagt ggctattctt cctgccacaa  
 9601 aggcttgaa tactgagtgt aaaagaccaa gaccgtaat gaaaagcaa ccatcatgct  
 9661 attcatcatc acgatttctg taatagcacc acaccgtgct ggattggctt ccaatgctc  
 9721 gaaataataa tcaacaaatg gcatcgtaa ataagtgatg tataccgac agcttttgtt  
 9781 cccttagtg agggtaatt gcgcgcttg cgtaatcatg gtcatactg tttcctgtgt  
 40 9841 gaaattgtta tccgctcaca attccacaca acatacagc cggaaagcata aagtgtaaag  
 9901 cctgggggtgc ctaatgagt agtaactca cattaattgc gttgcgctca ctgcccgtt  
 9961 tccagtggg aaacctgtcg tgcagctgc attaatgaat cggccaacgc gcggggag  
 10021 gcggtttgcg tattgggggc tcttccgctt cctcgtcac tgactcgtg cgctcggctg  
 45 10081 ttccgctgcg gcgagcggta tcagctcact caaaggcggg aatacgggta tccacagaat  
 10141 caggggataa cgcaggaaa aacatgtgag caaaggcca gcaaaaggcc aggaaccgta  
 10201 aaaaggccgc gttgctggcg ttttccata ggctccgcc cctgacgag catcacaana  
 10261 atcgacgctc aagtcagagg tggcgaaaac cgacaggact ataaagatac aggcggttc  
 10321 cccctggaag ctccctcgtg cgtctcctg ttcggacct gccgcttacc ggatacctgt  
 50 10381 ccgctttct ccctcggga agcgtggcg tttctcatag ctacgctgt aggtatctca  
 10441 gttcgggtgta ggtcgttcgc tccaagctgg gctgtgtgca gcaaccccc gttcagccc  
 10501 accgctgctg cttatccggt aactatctc ttgagtccea cccgtaaga cagcattat  
 10561 cgccactggc agcagccact ggtaacagga ttagcagagc gaggtatgta ggcgggtcta  
 10621 cagagtctt gaagtgtgg cctaactacg gctacactag aaggacagta tttggtatct  
 55 10681 gcgctctgct gaagccagtt acctcggaa aaagagttgg tagctcttga tccggcaaac  
 10741 aaaccaccgc tggtagcgtt ggtttttttg tttgcaagca gcagattacg cgcagaaaa  
 10801 aaggatctca agaagatcct ttgatcttt ctacggggtc tgacgtcag tggaaacgaaa  
 10861 actcacgtta agggattttg gtcagatgat tatcaaaaag gatcttcacc tagatccttt  
 10921 taattaaaa atgaagttt aaatcaatct aaagtatata tgagtaaac tggctgaca  
 10981 gttaccaatg cttaatcagt gaggcaccta tctcagcag ctgtctattt cgttcatcca  
 60 11041 tagttgctg actccccgc gtgtagataa ctacgatag gggggctta ccatctggcc  
 11101 ccagtgctgc aatgataccg cgagaccac gctcaccgct tccagattta tcagataaa  
 11161 accagccagc cggaaaggcc gagcgcagaa gtggtcctgc aactttatcc gctccatcc  
 11221 agtctattaa ttggtgccgg gaagctagag taagtagttc gccagtaat agtttgccga  
 11281 acgttgttgc cattgctaca gcatcgtgg tgtcacgctc gtcgtttggt atggcttcat  
 65 11341 tcagctccgg ttcccaacga tcaaggcgag ttacatgat ccccatggt tgcaaaaaag  
 11401 cggtagctc ctccgctcct ccgatcgttg tcagaagtaa gttggccgca gtgttatcac  
 11461 tcatggttat ggcagcactg cataattctc ttactgtcat gccatccgta agatgctttt  
 11521 ctgtgactgg tgagtactca accaagtcac tctgagaata gtgtatgagg cgaccgagtt

5 11581 gctcttgccc ggcgtcaata cgggataata ccgcgccaca tagcagaact ttaaaagtgc  
11641 tcatcattgg aaaacgttct tcggggcgaa aactctcaag gatcttaccg ctgttgagat  
11701 ccagttcgat gtaaccact cgtgcacca actgatcttc agcatctttt actttcacca  
11761 gcgtttctgy gtgagcaaaa acaggaaggc aaatgccc aaaaaagga ataagggcga  
11821 cacggaaatg ttgaatactc atactcttc ttttcaata ttattgaagc atttatcagg  
11881 gttattgtct catgagcgga tacatattg aatgtattta gaaaaataaa caaatagggg  
11941 ttccgcgcac atttcccga aaagtccac