

(19) World Intellectual Property Organization
International Bureau



(43) International Publication Date
7 September 2001 (07.09.2001)

PCT

(10) International Publication Number
WO 01/65346 A2

(51) International Patent Classification⁷: **G06F 3/00**

(21) International Application Number: PCT/GB01/00912

(22) International Filing Date: 2 March 2001 (02.03.2001)

(25) Filing Language: English

(26) Publication Language: English

(30) Priority Data:
0005083.1 2 March 2000 (02.03.2000) GB

(71) Applicant (for all designated States except US): **OUTER-SONIC LIMITED** [GB/GB]; 1 Wetherby Place, London SW7 4NU (GB).

(72) Inventor; and

(75) Inventor/Applicant (for US only): **MIHALCHEON, Gregory, Arthur** [GB/GB]; 1 Wetherby Place, London SW7 4NU (GB).

(74) Agents: **BROWN, Kenneth, R.** et al.; R.G.C Jenkins & Co., 26 Caxton Street, London SW1H 0RJ (GB).

(81) Designated States (*national*): AE, AG, AL, AM, AT, AU, AZ, BA, BB, BG, BR, BY, BZ, CA, CH, CN, CO, CR, CU, CZ, DE, DK, DM, DZ, EE, ES, FI, GB, GD, GE, GH, GM, HR, HU, ID, IL, IN, IS, JP, KE, KG, KP, KR, KZ, LC, LK, LR, LS, LT, LU, LV, MA, MD, MG, MK, MN, MW, MX, MZ, NO, NZ, PL, PT, RO, RU, SD, SE, SG, SI, SK, SL, TJ, TM, TR, TT, TZ, UA, UG, US, UZ, VN, YU, ZA, ZW.

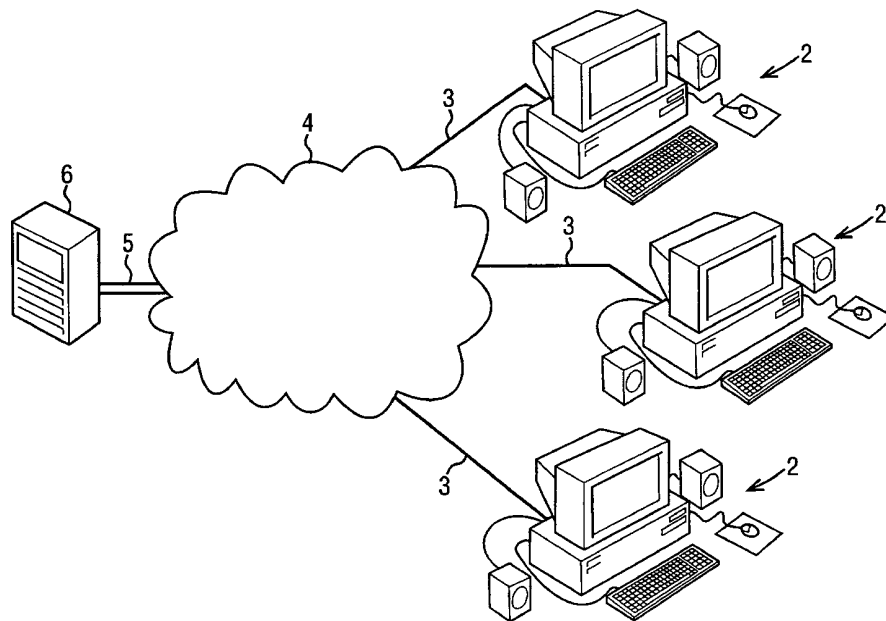
(84) Designated States (*regional*): ARIPO patent (GH, GM, KE, LS, MW, MZ, SD, SL, SZ, TZ, UG, ZW), Eurasian patent (AM, AZ, BY, KG, KZ, MD, RU, TJ, TM), European patent (AT, BE, CH, CY, DE, DK, ES, FI, FR, GB, GR, IE, IT, LU, MC, NL, PT, SE, TR), OAPI patent (BF, BJ, CF, CG, CI, CM, GA, GN, GW, ML, MR, NE, SN, TD, TG).

Published:

— without international search report and to be republished upon receipt of that report

For two-letter codes and other abbreviations, refer to the "Guidance Notes on Codes and Abbreviations" appearing at the beginning of each regular issue of the PCT Gazette.

(54) Title: ON-LINE PRODUCT CATALOGUE AND ORDERING SYSTEM, AND THE PRESENTATION OF MULTIMEDIA CONTENT



(57) Abstract: A method of presenting an on-line product catalogue and ordering system to a user, said method comprising providing a graphical user interface representing a virtual space through which users may navigate, said virtual space including representations representing products, through which a user may obtain product information and order a product on-line, and representations representing other users of the system, through which the user may identify such other users and communicate with a selected other user regarding the products on offer.



WO 01/65346 A2

On-line Product Catalogue and Ordering System, and the Presentation of Multimedia Content

This invention relates to an on-line product catalogue and ordering
5 system and to presenting multimedia content to a user. The invention provides
a multi-user system, and a graphical user interface representing a virtual space
through which a user may navigate. In particular, but not exclusively, the
invention relates to the presentation of multimedia content and on-line product
ordering via the World Wide Web ("the Web").

10 Real places are sensed in combination with other people present.
Sensations of the same place can vary from bustling to barren depending on the
amount of people present. On the other hand, the Web can be an alienating and
insular experience. Often, many people can be working at the same time on the
Web, without the opportunity to ask each other questions, or sense that
15 someone else is interested in the same area. Some on-line product catalogue
and ordering Web sites have attempted to address this problem. For example,
Amazon.com (TM), one such site, has instituted "purchase circles" allowing
prospective purchasers to access bestseller lists grouped according to selected
communities. These communities are based on a geographical location,
20 workplace, etc.

United States patent US-A-5960173 describes a system in which
network computer users are provided with information about which other users
are "task proximate" to the user, thereby facilitating spontaneous

communications regarding task-related, or other, issues. The information about other users is displayed in a user interface window, which presents a visual representation of each other user who is "task proximate" to the user. A drawback of the arrangement described in this patent is that information regarding the "task proximate" users is always displayed in the same manner, in a separate window, irrespective of the "task" which the user is performing, which can be disorienting. In addition, the progress of any other user within the task is not readily determined without actually communicating with that other user.

Also known are "Multi-User Virtual Environments" (MUVEs), in which on-line users may navigate through a virtual space, see other users within the same space and communicate with such other users by means of a multi-user chat application. These are intended to allow users to work on projects collaboratively, for teaching purposes, or simply for social interaction.

In accordance with one aspect of the invention, there is provided a method of presenting an on-line product catalogue and ordering system to a user, said method comprising providing a graphical user interface representing a virtual space through which users may navigate, said virtual space including representations representing products, through which a user may obtain product information and order a product on-line, and representations representing other users of the system, through which the user may identify such other users and communicate with a selected other user regarding the products on offer.

In accordance with a further aspect of the present invention, there is provided a method of presenting multimedia content to a user of a multi-user system, said method comprising providing a graphical user interface representing a virtual space through which a user may navigate, said virtual space including representations of a plurality of multimedia resources and representations of one or more users, wherein said one or more user representations are represented in a relationship with a representation of a first multimedia resource in said virtual space when selecting or accessing said first resource, and represented in a relationship with a representation of a second multimedia resource in said virtual space when selecting or accessing said second resource.

Embodiments of the present invention allow a user to detect and interact with other users present within the virtual space in which the user resides, in conjunction with obtaining knowledge regarding resources being accessed or selected by such other users.

In one embodiment a user is able to roam around at least one virtual space representing a product catalogue. Residing within this space is an avatar of the user accessing the data in that location. The avatar can be a default representation or one chosen by the user. By clicking on the avatar of another user, a user will see an identity card which shows who the person is, and how to get in touch with them. A chat space is provided where the user can ask other users present in the space questions pertinent to the products on offer, or other information being accessed by both parties.

In accordance with a further aspect of the invention, there is provided a method of presenting on-line audio content from a multi-user system to a user, said method comprising:

receiving audio data via a data network;

5 representing the position of the user within a sequence of audio content on a graphical user interface; and

representing the location of other users of the system within said sequence of audio content on said graphical user interface.

In accordance with a yet further aspect of the invention, there is provided a method of transmitting on-line audio content from a multi-user system, said method comprising:

10 transmitting audio data from a sequence of audio content via a data network to a user; and

15 transmitting data indicating the location of other users of the system within said sequence of audio content to said user via said data network.

The audio data is preferably streamed to the user, whereby the position of all users of a multi-user system within individual audio tracks is readily determined on a server providing audio and multi-user data.

A preferred embodiment of the present invention will now be described, by way of example only, with reference to the accompanying drawings, wherein:

20 Figure 1 is a schematic illustration of a network configuration used in an embodiment of the invention;

Figures 2 to 8 are schematic illustrations of screen shots from a graphical user interface provided in this embodiment of the invention; and

Figure 9 is an illustration of different personal details cards which a user may access when using a system of the present invention.

5 Referring to Figure 1, in accordance with an embodiment of the invention, a plurality of users at user terminals 2 receive multimedia content via relatively low-bandwidth datalinks 3 such as ISDN links, and a public data network 4, in this embodiment the Internet, or an intranet, from a data processing server 6 which is connected to the Internet 4 by means of a
10 relatively high bandwidth connection 5, such as an ATM link.

Each client terminal 2 includes a computer workstation having a graphical display, data input means such as a keyboard and a pointing device, e.g. a mouse, and an audio output means such as stereo loudspeakers. Each of the client terminals 2 includes a computer program in the form of an Internet
15 browser which is enabled with an interactive media player, such as a Shockwave (TM) interactive media player produced by Macromedia (TM).

The data processing server 6 includes various interworking computer programs, including a multi-user server program, such as that provided by Macromedia (TM), a database program, such as an oracle database, a Web
20 server program for storing and enabling clients to retrieve multimedia resources such as HTML pages and image files as well as an interactive multimedia program, in this embodiment a Shockwave (TM) movie. The server 6 also includes a streaming audio server program, such as a Real (TM) server for

storing and transmitting streamed audio on request to a client. In addition, a customised control program resides on the server 6 and interworks with the multi-user server, for controlling multi-user aspects specific to the multi-user aspects of the interactive multimedia program downloaded to client terminals, when in use. The interactive multimedia program itself, along with the control program relying on the server 6 are object-oriented computer programs written in the object-oriented programming language Lingo (TM) used with the Macromedia product range.

When a user wishes to access multimedia content from the data processing server 6, using the client-resident browser, the user first requests the Shockwave movie from the Web server in the data processing server 6, and downloads same. Next, dynamic information presented to the user in the movie is downloaded from the database application, and the Shockwave movie is run with information populated from the database. The user initially starts with a default location in the movie, and can navigate through the movie by selecting different types of content which is imported from the server 6. In addition, multi-user-related content is continually updated by the streaming of control data from the multi-user server to the multimedia client terminal. Audio content is streamed from the streaming audio server to the client terminal.

In the present embodiment, the user is provided with a selection of different virtual spaces whereby to navigate through the multimedia content provided by the server 6, and to interact with different user groups.

One type of virtual space provided by the movie is in this embodiment referred to as a “odyssey”, whereby the user accesses a sequentially linked set of musical audio tracks, for example a recommended playlist. A plurality of such odysseys are accessible by the user via the movie. When experiencing an
5 odyssey, the “current odyssey”, the user may interact with other users, at other client terminals, who are also experiencing the same odyssey. The odysseys represent a product catalogue, in that a user may navigate through the odysseys, obtain product information in the form of sample audio tracks, and graphical and textual information about products on offer. A user may also add products,
10 in the form of music albums, to an on-line shopping basket, whilst navigating through an odyssey. When desired, the user can “check out” to order products present in their shopping basket. When the user encounters another user during an odyssey, the user may identify that other user and communicate with that user regarding the products on offer, in this case music albums.

15 Another type of virtual space provided by the movie is referred to in this embodiment as a “dimension”. A dimension is a virtual space in which a selection of multimedia content not related to the current odyssey is available to the user. When inhabiting a dimension, the “current dimension”, the user is able to interact with other users inhabiting the same dimension.

20 A user may simultaneously experience a selected odyssey and a selected dimension. The user may navigate between dimensions whilst remaining in the same odyssey. Similarly, a user may navigate between odysseys while remaining in the same dimension. In effect, a dimension is a virtual space

containing representations of and links to primarily non-audio content, and an odyssey is a musical experience which occurs within a virtual space which may be shared with other users. Representations of and information relating to other users sharing a virtual space is available in the context of both a dimension and
5 an odyssey.

Figure 2 shows a graphical user interface provided in this embodiment, in which the user's current odyssey is represented in a first type of virtual space.

The graphical user interface includes a window 10 listing all available
10 odysseys in a selectable format. In order to select a given odyssey, the user clicks on the selected odyssey in the window 10, using cursor 9, and then selects the associated join button 12. When the user selects a given odyssey in the window 10, information regarding the odyssey is shown in odyssey descriptor window 11. The currently selected odyssey is shown in current
15 odyssey box 13.

Window 14 provides access to all the dimensions available to the user. The dimensions are represented as a plurality of image objects 16, 18, 20 In order to select a given dimension, the user clicks on the appropriate image object and then selects the associated join button 22. When the user selects a
20 given dimension in the window 14, information regarding the dimension is shown in dimension descriptor window 21. The currently selected dimension is shown in current dimension box 23.

The graphical user interface also includes a user list window 24, providing a selectable list of a subset of the other users currently logged on to the server 6. The user list is restricted by the selection of odyssey and/or dimension chosen by the user. Namely, only users experiencing the same odyssey and/or users present in the same dimension as the user appear in user list window 24.

Textual chat messages generated by other users listed in user list window 24 appear in chat box 26, whilst textual chat messages may be generated by the user in entry box 28, and posted to all other users in the user list. If the user wishes to hold a private chat with any of the users listed in user list window 24, the user may select the appropriate user from the user list and invite them to a private chat. In such a case, the co-participants in the private chat appear in private list window 30, and chat boxes 26 and 28 are used to display and post messages solely amongst the private user list.

A buddy window 25 indicates to the user when other users whom the user has previously registered a special interest in are currently logged on to the server 6. Different buddies are indicated conveniently by a box having unique position and/or colour within buddy list window 25. The user may invite a buddy to a private chat by clicking on the appropriate box when present in window 25.

Referring now to virtual space window 8, in the type of virtual space illustrated in Figure 2, the user's current odyssey is represented in the form of a sequence of image objects, in this embodiment images of virtual planets, 32, 34

and 36, interlinked by a journey path 38, which in this embodiment passes through virtual outer space. Each planet image 32, 34 and 36 represents one of the audio tracks in the link list of audio tracks of the current odyssey. The user himself is illustrated as an avatar 40 located along the journey path 38 in accordance with the current track the user is listening to and with a distance
5 between the planets in accordance with the current temporal location of the user within the current audio track. The current audio track is also indicated in current track box 34.

Once a user joins an odyssey, the virtual space type illustrated in Figure
10 2 is shown on the graphical user interface, whilst streamed audio data is also sent from the server 6 to the user's client terminal, and played to the user via the client terminal's audio transmission means. The track which is currently played to the user via the audio transmission means is illustrated in virtual space window 8 as the planet image 32 appearing immediately in front of the user's avatar 40. As the audio track progresses from finish to end, the user's
15 avatar 40 moves forwards along the journey path 38 towards the planet image 32. Once the current track is ended, the next track of the sequential track list is streamed and played to the user and the user's avatar passes the planet image 32 and moves along the journey path 38 towards the next planet image 34. As
20 the user's avatar 40 approaches a planet, the image of the planet enlarges, sized in accordance with perspective in relation to the user's avatar 40 and the planet image, thus providing the user with an indication as to how far the audio track has progressed.

Other users of the system currently experiencing the same odyssey as the user are also represented in virtual space window 8 by means of an avatar 42, 43 ... Thus, each user on the same odyssey is represented by a different avatar. Each user has a default avatar, such as that illustrated in Figure 2.

5 However a user may select an avatar from a selection stored on the server 6 or may upload their own unique avatar to the server 6 for distribution to other users. The temporal location of other users within the same odyssey is also indicated by appropriate positioning of their avatar 42, 43 ... along the journey path 38. The other avatars 42, 43 ... are also sized in accordance with

10 perspective in relation to the distance between the user's avatar 40 and the other avatars. Thus, a user can readily identify other users listening to the same track, or other tracks within the same odyssey. The user may click on to another user's avatar 42, 43 ..., in which case the selected other user's individual details, stored on server 6, are displayed to the user, as shown in

15 Figure 4, on the graphical user interface. The user's details are in the form of a personal card 44, containing personal information 46 and a private chat button 47 to invite the user to a private chat. The two, or more users, may thus discuss the track they are listening to, and the other tracks in the odyssey, to help determine whether they wish to make a purchase. The card 44 also includes a

20 button 48 allowing the user to select between the other user's public details and private details. The user is only allowed access to the other user's private details by entry of an appropriate password unique to the other user.

Figure 9 illustrates another embodiment of public and private card which may be provided when a user selects another user's avatar. A public card 70 provides details openly, as does a professional card 80, which each include different information individual to the user, including different selected
5 images. A user may also have one or more private cards 90, each displaying different information. Each private card requires entry of a password in a box 92 provided before the associated information is displayed. To select between different cards, a user clicks on radio buttons 72. Each card may include different selected Web links 74, 84, 94, as desired. These public and private
10 web cards are the same as would be used as beamable business and/or personal cards for palm pilots and Psion™ pda's.

The user may obtain additional details regarding the track currently being played to the user by clicking on the closest planet image 32, or regarding other tracks further on in the odyssey sequence by clicking on other planet
15 images in the virtual space window 8. On such selection, the user is displayed a track card 50 as shown in Figure 3, on the graphical user interface. The track card includes information 52 about the track, a link button 54 providing a hyperlink to a Web resource stored on server 6 related to the track in question, its associated product, in this embodiment a music album, in a form such as a
20 compact disc or an on-line data download, containing the track name in question, and a purchase button 56. On selection of the purchase button, the user is presented with a window describing purchase information for the related product, including its price. The user is also presented with the option of adding the product to their on-line shopping basket. At any stage, the user may
25 access their current shopping basket, through shopping basket button 57,

located adjacent a general help button 58, and proceed to make an on-line purchase by selecting a "check out" option. The user is then connected to e-commerce enabled Web resources, stored on server 6, or linked to a separate on-line music ordering Web site, allowing the on-line purchase of their selected product or products.

The user may navigate through the odyssey by means of audio control buttons 58, including a play button, a pause button, a stop button and a fast forward button. Selection of one of the audio control options not only controls the audio output from the user's terminal, but also controls the navigation of the user's avatar 40 within the odyssey displayed in virtual space window 8.

Not all planet images within the current odyssey are represented concurrently in virtual space window 8 in the type of virtual space illustrated in Figure 2, which has a pseudo-3D format. In order to view all of the current audio tracks at once, and thus access information conveniently about the audio tracks in the current odyssey, by clicking 2D odyssey button 62 the user selects a different type of virtual space representing the current odyssey, as illustrated in Figure 5, in a 2D format. The user may always return to the pseudo 3D format by clicking on 3D odyssey button 60.

As shown in Figure 5, in this type of virtual space the entire odyssey is represented as a static collection of images of planets 100, 102 ... connected by the journey path 138. Adjacent each planet image 100, 102 ... is an image object, in this embodiment a star image 110, 112 ..., whereby access to information regarding the performing artist for the corresponding track is

accessed. When a user clicks on a star image 110, 112 ..., a performer name card 120 is shown within the graphical user interface. The performer name card includes information 122 about the performer, a link button 124 whereby access to other Web resources resident on server 6 is performed by selection, and a button 126 whereby access to information regarding other audio tracks for the same performer which are available in this, or other odysseys, is given. If a user selects a planet image 100, 102 ..., a track name information card, similar to that described in relation to Figure 3, is shown on a graphical user interface, as shown in Figure 7.

The current temporal location of the user within the odyssey, in terms of the audio tracks, is also illustrated in this type of virtual space, by means of an avatar 140 representing the user appropriately located along the journey path 138.

By clicking on dimension button 64, the user may also select a further different type of virtual space, representing the dimension in which the user currently exists, as shown in Figure 8. In this type of virtual space, the user is represented as an avatar 240, and the user has access to various multimedia resources not related to the audio tracks of the current odyssey. The user is played audio tracks according to the user's current position in their current odyssey, whilst the user may access other types of information via the dimension virtual space.

The dimension virtual space includes a plurality of image objects representing resources permanently available within the dimension, including

text and image files. The user may access data by double clicking on an appropriate image object 200, 202 ..., whereby the associated Web resources, such as HTML pages and/or image files, are accessed and displayed in the graphical user interface. Upon access to the resources associated with an image

5 object, the user's avatar is represented as adjacent the image object in question on the graphical user interfaces of other users of the system. The user may also select an image object, and thereby display an interest in the subject-matter of the resources associated with the image object, without currently accessing the resources, by single-clicking on the image object in which case the user's

10 avatar 240 is represented as adjacent the selected image object, both on the user's graphical user interface (as shown in Fig. 8, the user's avatar is represented adjacent the image object 202) and on the graphical user interfaces of other users of the system. As shown in Fig. 8, the avatars 212, 213 and 214 of other users of the system are represented adjacent image object 200,

15 indicating that those users are accessing or registering an interest in the associated resources. On the other hand, a user not accessing or registering an interest in a particular resource is represented by an avatar 214 located relatively distant from any image object 200, 202 As in the case previously described in relation to Fig. 4, the user can access personal details, and initiate

20 a private chat, by clicking on the avatar of another user, in which case a personal card similar to that illustrated in Figure 4 is displayed within the graphical user interface.

It is to be appreciated that selection of the type of virtual space in virtual space window 8 only affects the graphical user interface displayed to the user, and does not affect playback of the audio bitstream for the odysseys. The audio playback is controlled by means of audio playback control buttons 58 in
5 each type of virtual space.

It is also to be appreciated that various modifications and variations may be employed in relation to the above-described embodiment. For example, whilst in the above embodiment the multi-user control on the graphical user interface is implemented by a customised program (the Shockwave (TM)
10 movie) resident on the client side interworking with a customised control program on the server side during access to the multimedia content, in an alternative embodiment the multi-user control on the graphical user interface may be implemented solely by a multi-user control program resident on the server side, and updated on the client side by data sent to the user in standard
15 browser-readable format.

Whilst in the above-described embodiment the product catalogue is a music catalogue and the virtual space is represented as virtual outer space, various alternatives are also envisaged. For example, the product catalogue may be a wine catalogue and the virtual space generated by the Shockwave
20 movie may be in the form of a virtual vineyard, in which users navigate through and select individual grape vines in order to access and order specific wine products on offer, whilst interacting with other users in the same manner as described above. The audio streaming aspects of the invention may, or may

not be implemented. Where the products on offer are not audio-related, the provision of audio content may not be desired.

CLAIMS:

1. A method of presenting an on-line product catalogue and ordering system to a user, said method comprising providing a graphical user interface representing a virtual space through which users may navigate, said virtual space including representations representing products, through which a user may obtain product information and order a product on-line, and representations representing other users of the system, through which the user may identify such other users and communicate with a selected other user regarding the products on offer.

2. A method according to claim 1, wherein said user representations are represented in a relationship with a first product representation in said virtual space when selecting a first product or accessing information relating to said first product, and represented in a relationship with a second product representation in said virtual space when selecting a second product or accessing information relating to said second product.

3. A method according to claim 2, wherein in said relationships said one or more user representations are represented as spatially proximate the respective product representation, compared to such proximity with representations of other products.

4. A method according to claim 1, 2 or 3, wherein said product representations comprise image objects.

5. A method according to any preceding claim, wherein said user
5 representations comprise avatars.

6. A method according to any preceding claim, further comprising
presenting audio resources to the user, said audio resources relating to a
product represented in said graphical user interface.

10

7. A method according to claim 6, wherein a user is represented
within said virtual space in accordance with their temporal location within an
audio resource the user is accessing.

15 8. A method according to any preceding claim, wherein said
virtual space comprises representations of different audio products.

9. A computer program for use in an on-line product catalogue and
ordering system, said program being adapted to generate a graphical user
20 interface representing a virtual space through which users may navigate, said
virtual space including representations representing products, through which a
user may obtain product information and order a product on-line, and
representations representing other users of the system, through which the user

may identify such other users and communicate with a selected other user regarding the products on offer.

10. A method of presenting multimedia content to a user of a multi-
5 user system, said method comprising providing a graphical user interface representing a virtual space through which a user may navigate, said virtual space including representations of a plurality of multimedia resources and representations of one or more users, wherein said one or more user representations are represented in a relationship with a representation of a first
10 multimedia resource in said virtual space when selecting or accessing said first resource, and represented in a relationship with a representation of a second multimedia resource in said virtual space when selecting or accessing said second resource.

15 11. A method according to claim 10, wherein in said relationships said one or more user representations are represented as spatially proximate the representation of said resource being accessed or selected, compared to such proximity with representations of other resources.

20 12. A method according to claim 10 or 11, wherein said resource representations comprise image objects.

13. A method according to claim 10, 11 or 12, wherein said user representations comprise avatars.

14. A method according to any of claims 10 to 13, wherein said
5 resources comprise audio resources.

15. A method according to claim 14, wherein a user is represented within said virtual space in accordance with their temporal location within an audio resource the user is accessing.

10

16. A method according to claim 14 or 15, wherein said audio resources have representations which are sequentially linked in said virtual space.

17. A method according to claim 14, 15 or 16, wherein a user may
15 navigate through said virtual space by selecting an audio control option in said graphical user interface.

18. A method according to any of claims 10 to 17, said program
20 being adapted to generate a graphical user interface representing a plurality of different virtual spaces, each of said different virtual spaces being independently selectable.

19. A method according to claim 18, wherein each of a plurality of said virtual spaces comprises representations of different audio resources.

20. A method according to claim 18 or 19, wherein each of a plurality of said virtual spaces comprises representations of different graphical and/or text resources.

21. A method according to claim 18, 19 or 20, wherein said plurality of different virtual spaces comprises a plurality of different types of virtual spaces.

22. A method according to claim 21, wherein one type includes representations of a plurality of sequentially linked resources, not all said linked resource representations being displayed in said interface simultaneously.

23. A method according to claim 21 or 22, wherein one type includes representations of a plurality of sequentially linked resources, all said linked resource representations being displayed in said interface simultaneously.

24. A method according to claim 21, 22 or 23, wherein one type includes representations of a plurality of resources which are not sequentially linked.

5 25. A method according to any of claims 10 to 24, wherein said virtual space or spaces is or are each represented in a single window in said graphical user interface.

26. A computer program for implementing the method of any of
10 claims 10 to 25.

27. A method of presenting on-line audio content from a multi-user system to a user, said method comprising:

receiving audio data via a data network;

15 representing the position of the user within a sequence of audio content on a graphical user interface; and

representing the location of other users of the system within said sequence of audio content on said graphical user interface.

20 28. A method of transmitting on-line audio content from a multi-user system, said method comprising:

transmitting audio data from a sequence of audio content via a data network to a user; and

transmitting data indicating the location of other users of the system within said sequence of audio content to said user via said data network.

29. A method according to claim 27 or 28, wherein said audio data
5 is streamed to the user.

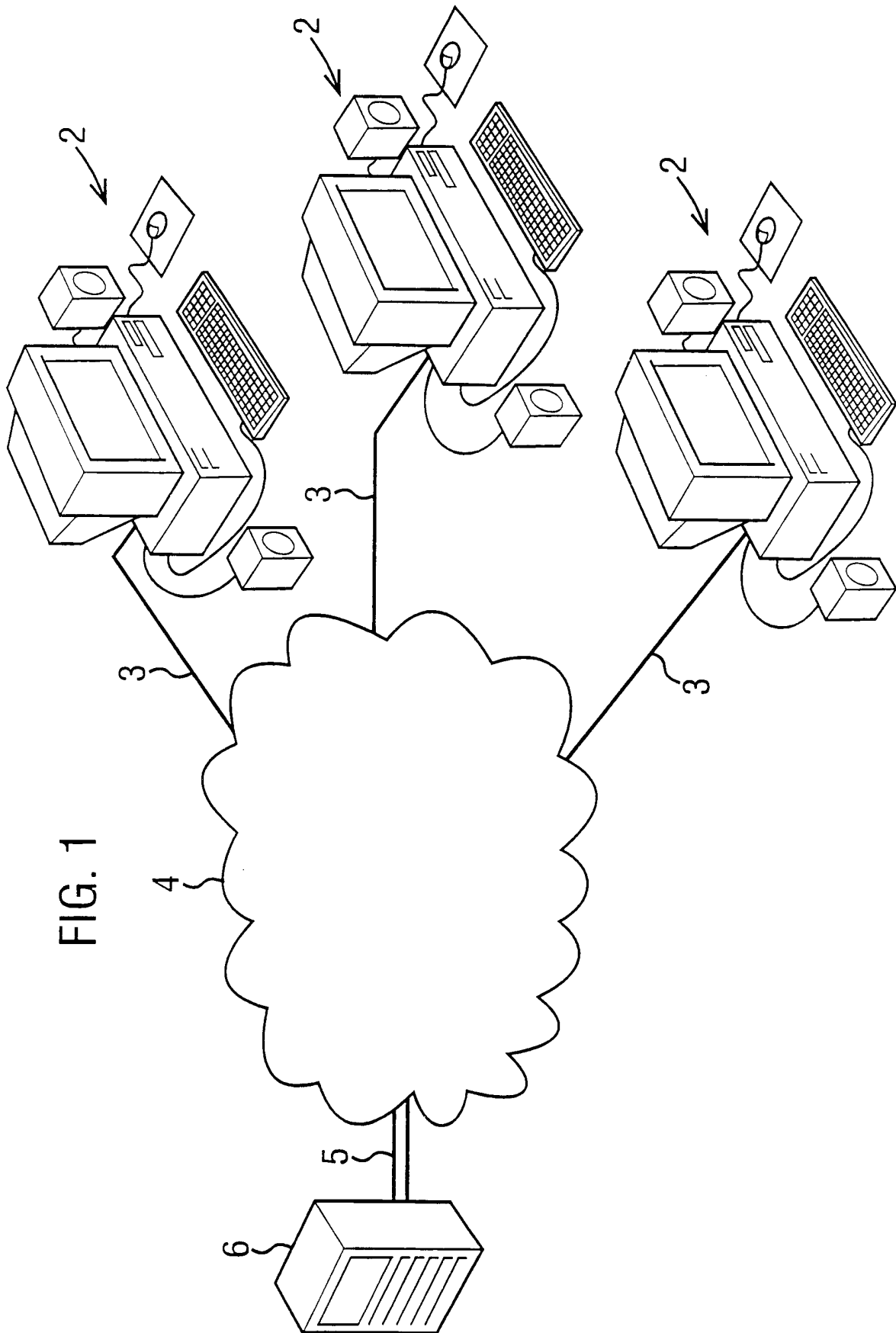


FIG. 1

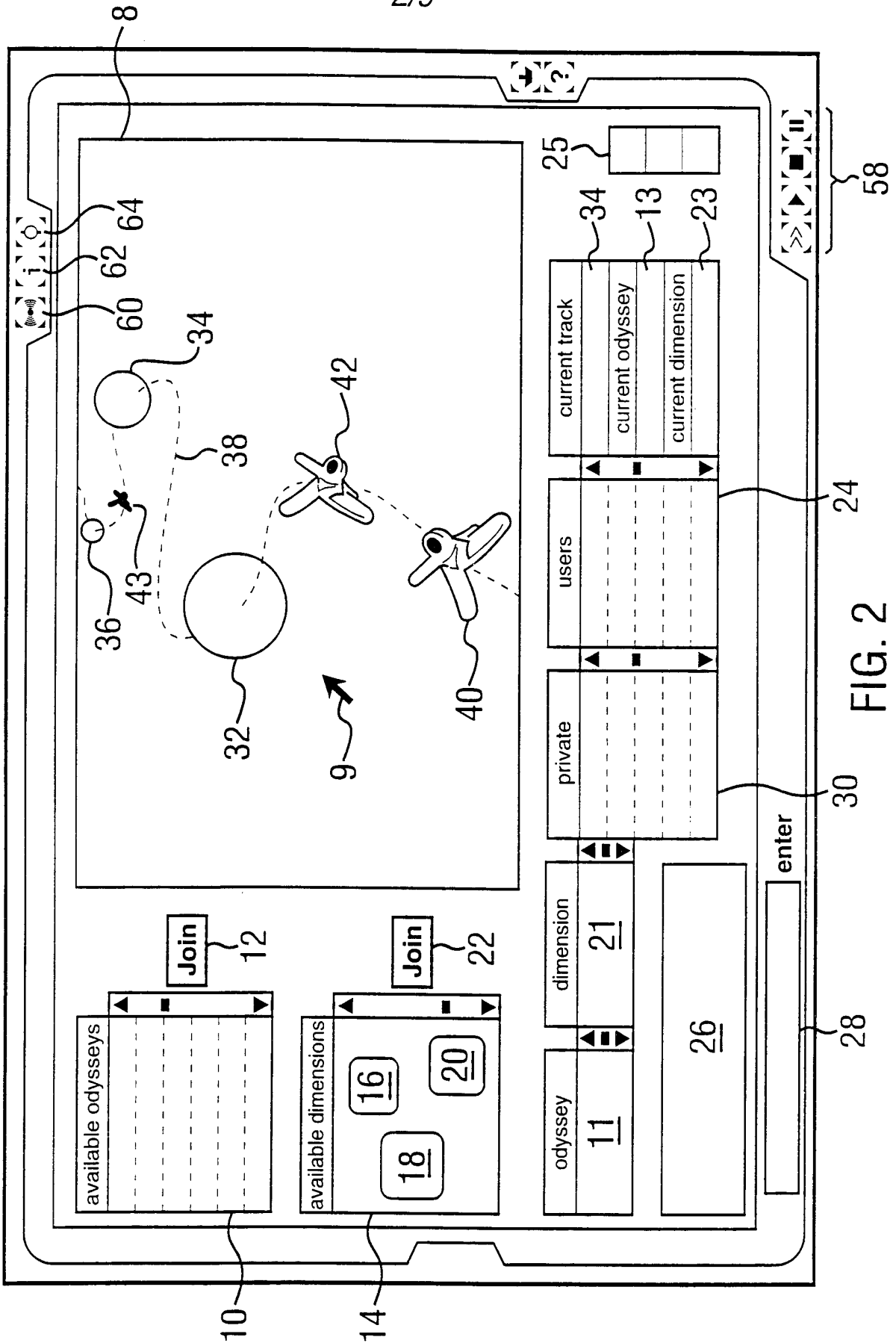


FIG. 2

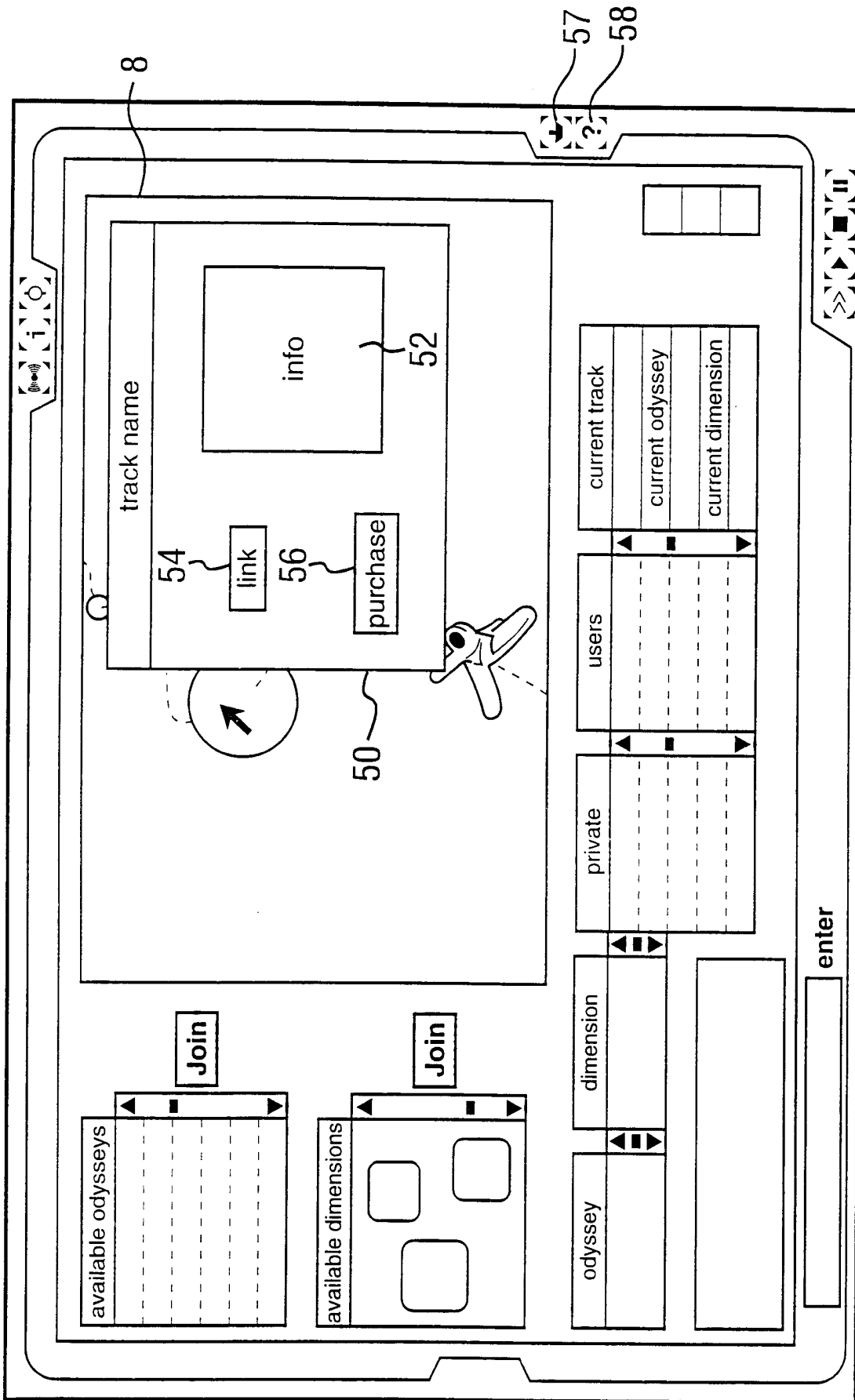


FIG. 3

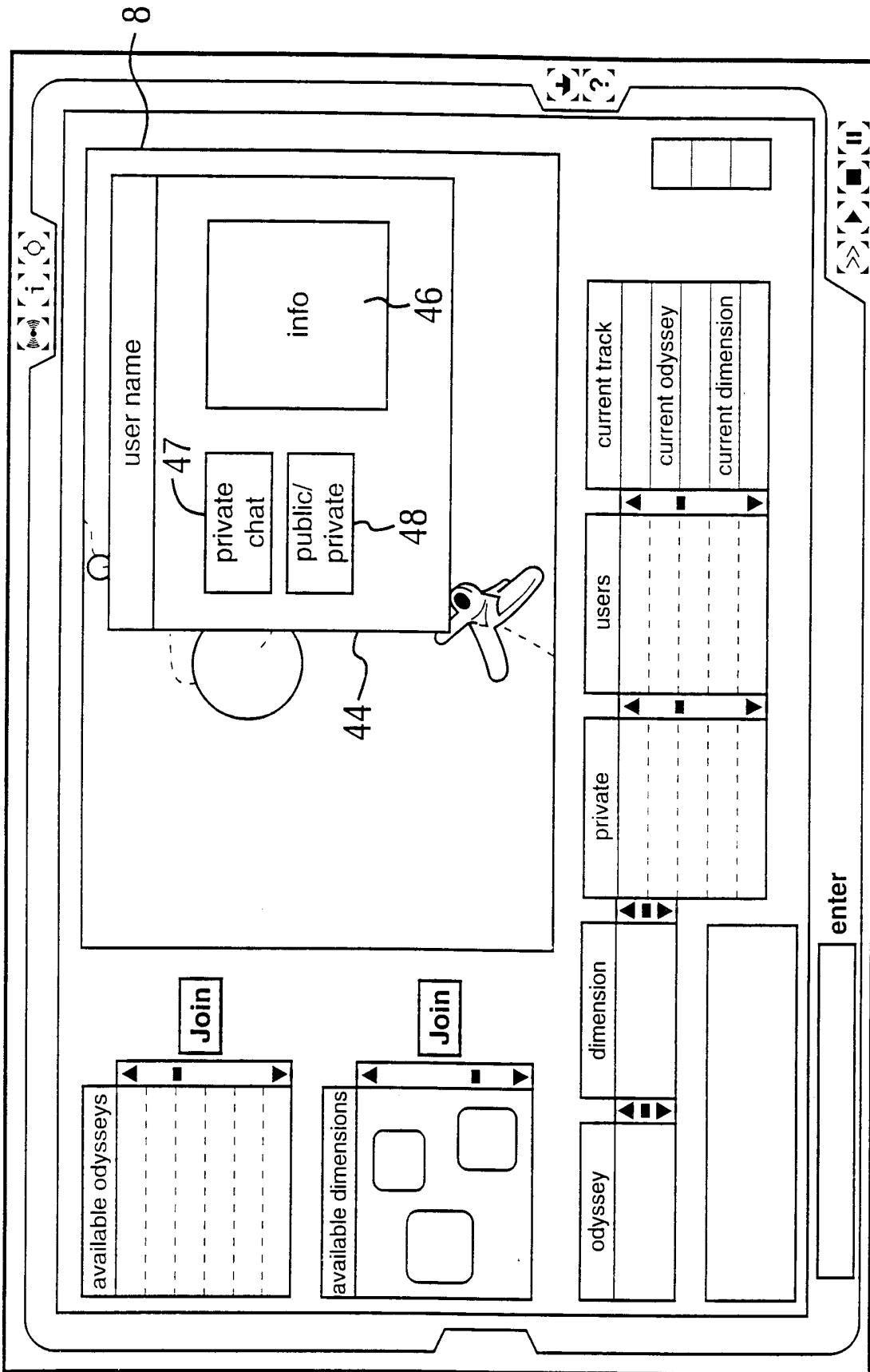


FIG. 4

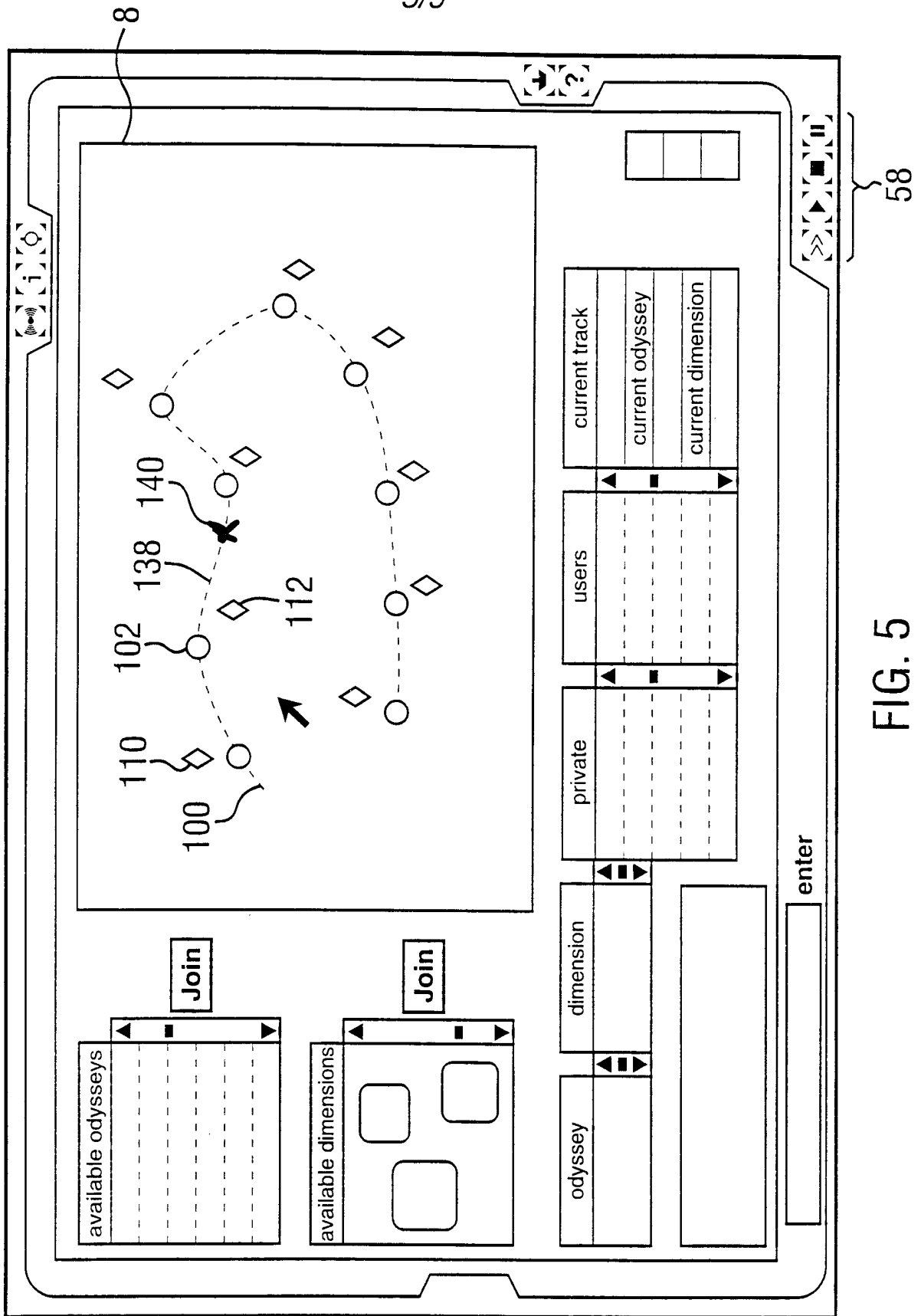


FIG. 5

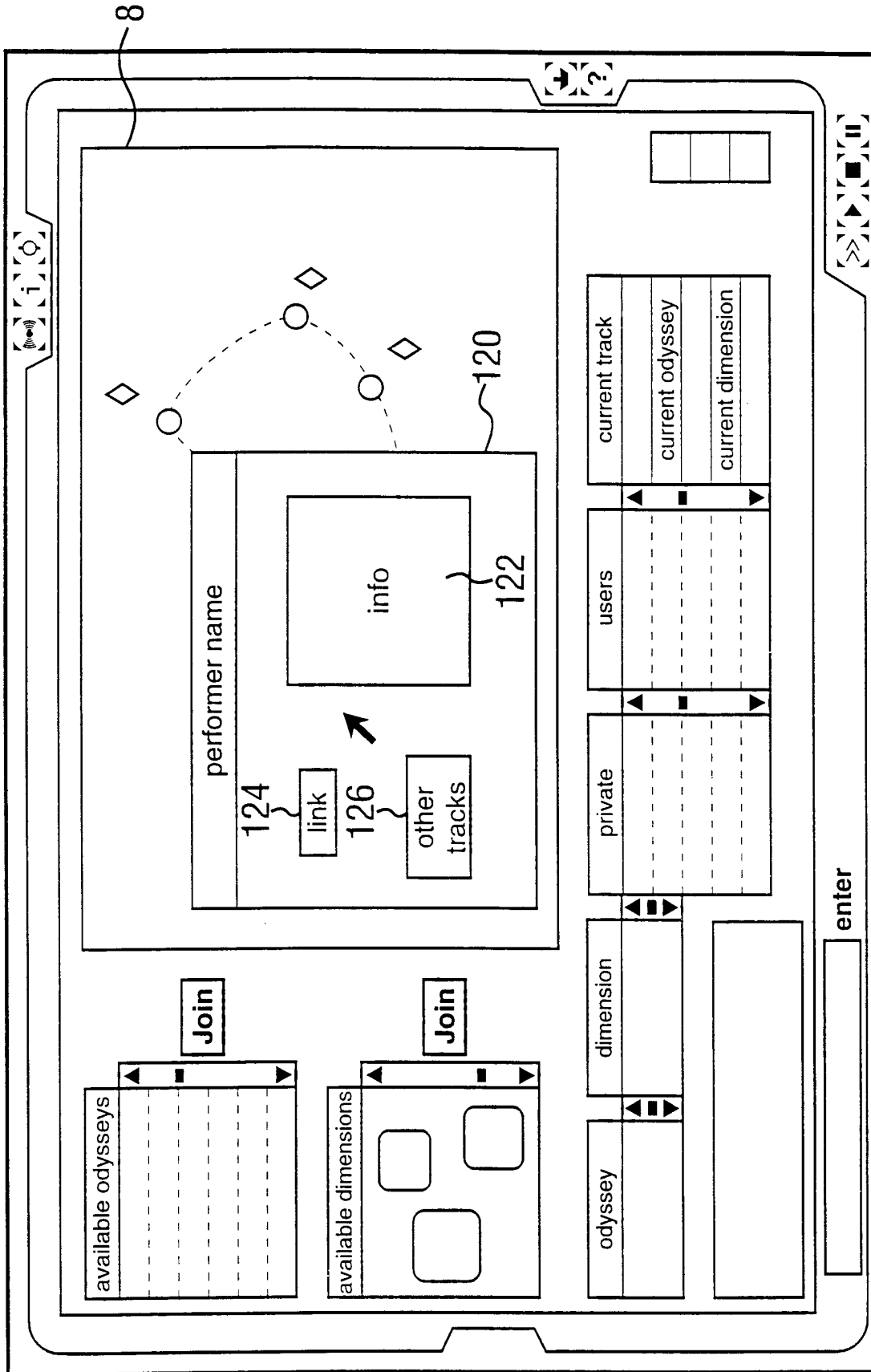


FIG. 6

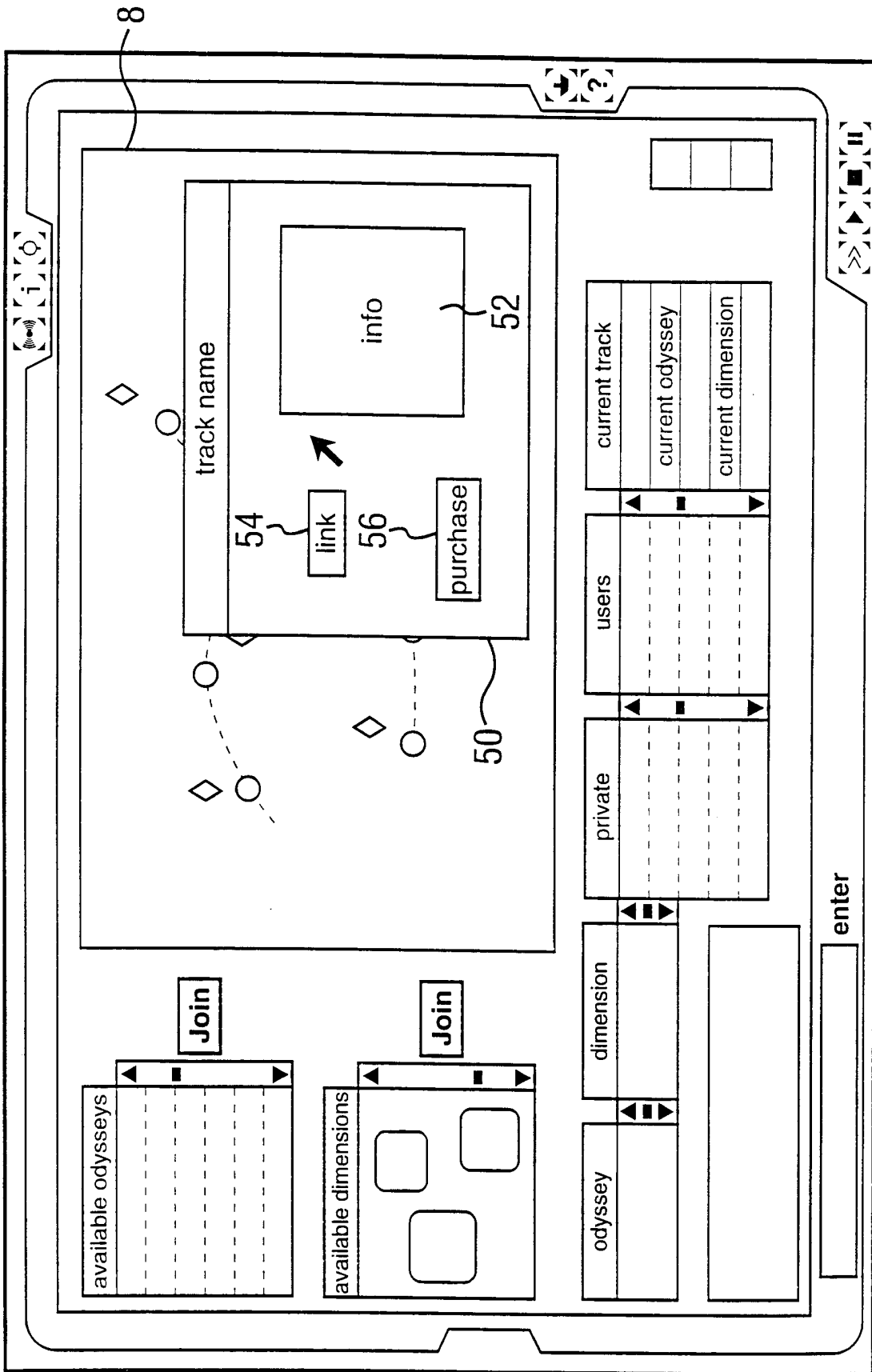


FIG. 7

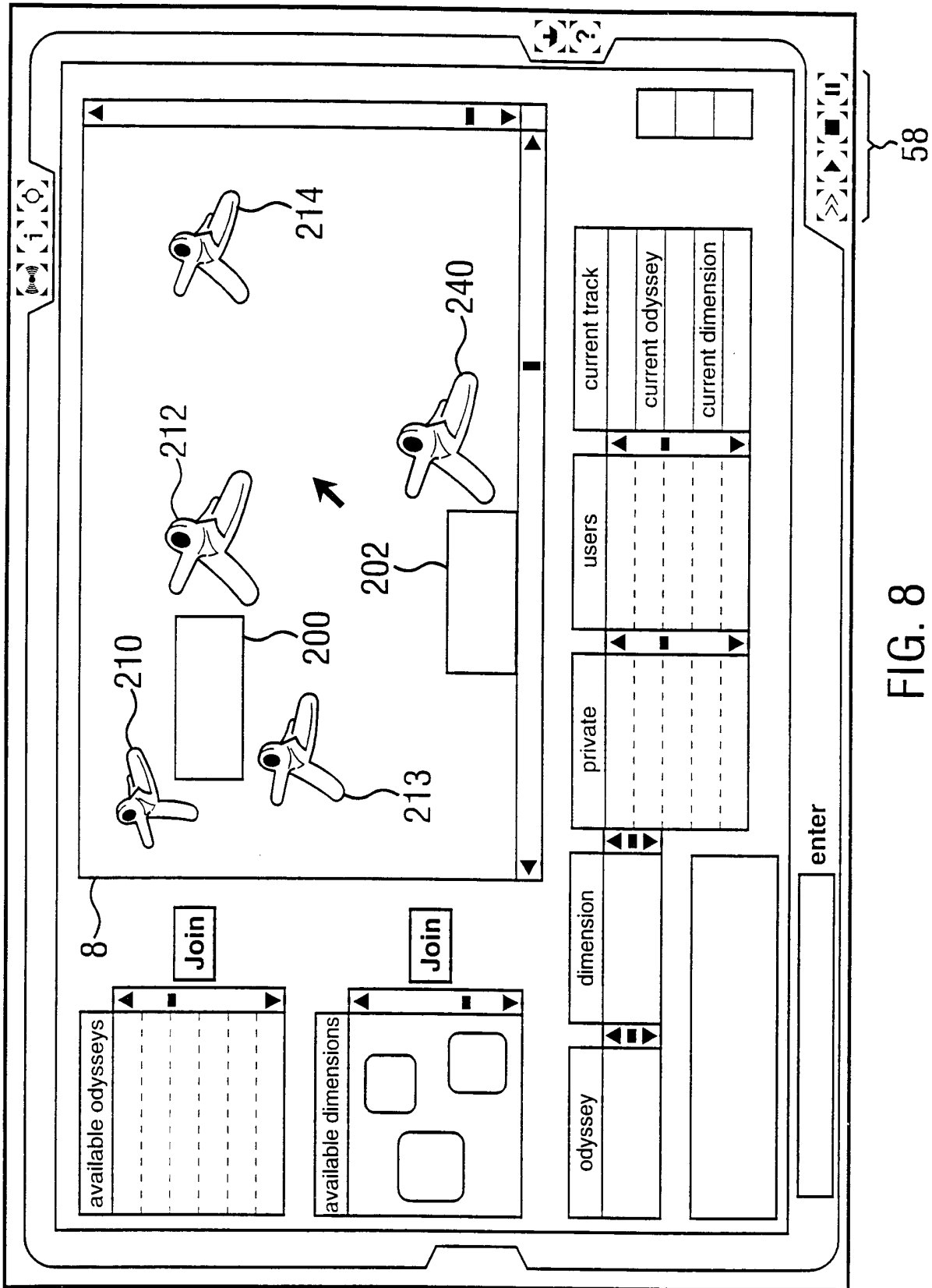


FIG. 8

FIG. 9

PUBLIC CARD (70)

USER NAME / EMAIL
STANSTER @
outersonic.com

- PUBLIC INFO
- PROFESSIONAL INFO
- PRIVATE INFO 1
- PRIVATE INFO 2

FAVOURITE MUSIC
KOLAFJLKBAJFJLKBA FEDFAAAA
KJSLDFKS GJDKFLKJS DE
SWNENXLSL

FAV QUOTE
DMEIDSAKJO SNEKLF BADNKFLA...
AAE JFKLSA ICHY BVHOKLGFJKA GJKLD

FAV LINKS
WWW.AK.S.COM

PROFESSIONAL CARD (80)

USER NAME / EMAIL
DUNCAN @
3COM.COM

- PUBLIC INFO
- PROFESSIONAL INFO
- PRIVATE INFO 1
- PRIVATE INFO 2

PROF ADDRESS
KOLAFJLKBAJFJLKBA FEDFAAAA
KJSLDFKS S...
SWNENXLSL

PROF QUOTE
DMEIDSAKJO SNEKLF BADNKFLA...
AAE JFKLSA ICHY BVHOKLGFJKA GJKLD

PROF LINKS
WWW.AK.S.COM

PRIVATE CARD (90)

USER NAME / EMAIL
DUNCAN @
outersonic.com

- PUBLIC INFO
- PROFESSIONAL INFO
- PRIVATE INFO 1
- PRIVATE INFO 2

PRIV ADDRESS
KOLAFJLKBAJFJLKBA FEDFAAAA
KJSLDFKS GJDKFLKJS DE
SWNENXLSL

PRIV QUOTE
DMEIDSAKJO SNEKLF BADNKFLA...
AAE JFKLSA ICHY BVHOKLGFJKA GJKLD

PRIV LINKS
WWW.AK.S.COM

PASSWORD
