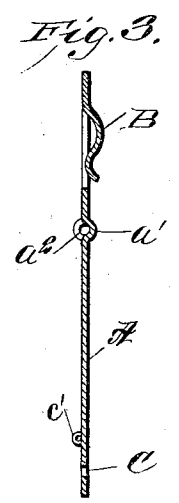
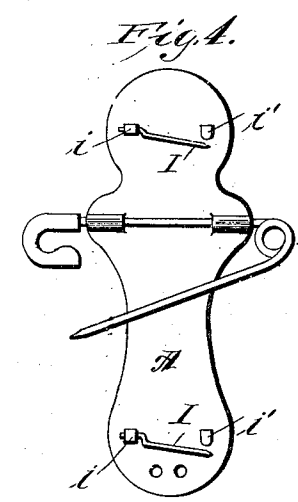
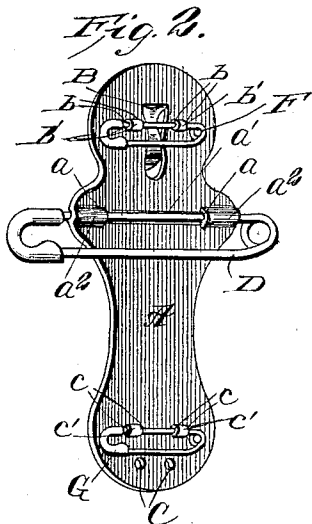
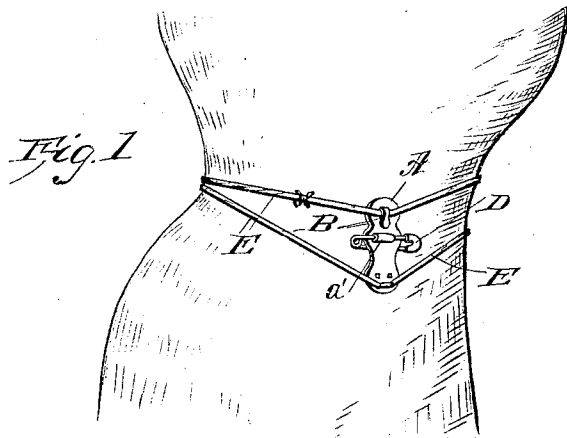


No. 872,911.

PATENTED DEC. 3, 1907.

E. DILWORTH.
WAIST SUPPORTER AND FORMER.
APPLICATION FILED APR. 27, 1907.



WITNESSES
E. M. Callaghan
W. S. Brock

INVENTOR
ELIZABETH DILWORTH
BY *Munn & Co.*
ATTORNEYS

UNITED STATES PATENT OFFICE.

ELIZABETH DILWORTH, OF BALTIMORE, MARYLAND.

WAIST SUPPORTER AND FORMER.

No. 872,911.

Specification of Letters Patent.

Patented Dec. 3, 1907.

Application filed April 27, 1907. Serial No. 370,634.

To all whom it may concern:

Be it known that I, ELIZABETH DILWORTH, a citizen of the United States, and a resident of Baltimore, in the State of Maryland, have made a new and useful Improvement in Waist Supporters and Formers, of which the following is a specification.

My invention relates to improvements in waist supporters and formers, and has for its object to provide a simple, cheap and efficient device for holding down the waist and particularly for giving the pointed effect or "straight front" so much now in vogue, to the front of a waist, and to also provide a device which may be used at the back of the waist as a girdle pin.

To these ends my invention consists in certain novel features of construction, arrangement, and combination of parts as will be hereinafter fully described and pointed out in the claims, reference being had to the accompanying drawings, in which

Figure 1 is a view showing my improvement in place and the manner of its use. Fig. 2 is a rear perspective view of the device. Fig. 3 is a vertical section of same. Fig. 4 is a rear elevation of a modified form.

In carrying out my invention I use a plate A of the general shape shown and of light sheet metal or other suitable material. At a point approximately above the horizontal center of the plate I make vertical slits *a a* and press out forwardly that portion of the plate between said slits to form a seat *a'* for a pin; those portions of the plate outside the slits *a a* are pressed rearwardly to form seats *a² a²*, directly in line with the seat *a'*; near the top of the plate I form a spring hook B, bent to the form shown, said hook being struck out from the material of which the plate is made, the point of said hook projecting downwardly and standing slightly in advance of the front face of the plate. On each side of the hook B, I cut two vertical slits *b b* and the material between said slits is forced rearwardly beyond the rear face of the plate forming retaining loops *b' b'*. Near the lower end of the plate I dispose two holes C, C, and above said holes, at each side of the plate, I cut vertical slits *c c* and force the material between said slits to form retaining loops *c' c'*.

In the seats *a'* and *a² a²* I place a safety pin D, the body portion lying in front of the plate and the pin member lying behind the plate. Through the holes C C, at the bottom

of the plate is threaded a tape E. In using my device at the front of the wearer to hold the waist and give it the pointed effect, the pin D is fastened to the waist band of the skirt—the ends of the tape carried around the waist in opposite directions and caught under the spring hook B and then the ends of the tape are tied together slightly to one side of the plate; the lower edge of the waist is now brought down and tucked under the tape around the waist line of the wearer and under the lower end of the plate at the front.

When it is desired to use my improvement as a girdle pin I place within the loops *b' b'* at the top and the loops *c' c'* at the bottom the pins F and G respectively, and fasten the ribbon to said pins, the ribbon being carried around the top and bottom edges of the plate entirely concealing the same.

Instead of using safety pins at the top and bottom I may use plain pins I one end being secured in a loop *i* and the other or pointed end of the pin can be sprung behind the keeper hook *i'* struck out from the plate.

From the above it will be observed that I provide a simple, cheap and efficient device by means of which the apparel of the wearer can be conveniently held in place and give to the waist the pointed effect in front; and that I also provide a simple device which can be used alone as a girdle pin or as a girdle pin combined with a front plate.

I claim:

1. A waist support and former comprising a plate provided with means at or near its center for attaching it to a skirt band or other garment, and having holes adjacent to its lower end to receive a tape, and a downwardly extending hook projecting from its front face above said attaching means.

2. A waist support and former comprising a plate provided with means at or near its center for attaching it to a skirt band or other garment, and having holes adjacent to its lower end to receive a tape, and a downwardly extending spring hook projecting from its front face above said attaching means, said hook adapted to receive and retain the tape after being passed around the body of the wearer.

3. A waist support and former comprising a plate having a fastening device projecting rearwardly therefrom at or near its center, and having a series of holes at or near its lower end to receive a tape, and an integral spring hook struck out from the front face of

said plate above said fastening device, said hook extending downwardly and adapted to receive and retain the tape after having been passed around the body of the wearer.

5 4. A waist support and former comprising a plate having a pin fastening projecting rearwardly therefrom at or about its center for attachment to a skirt band or other garment, and pin fastenings disposed on its rear
10 face at or near its upper and lower ends, said upper and lower pin fastenings adapted for attachment to a girdle or belt.

15 5. A waist support and former comprising a plate having struck-up a socket at or near its center and a pin fastening mounted in said socket, struck-up sockets at or near the

upper and lower ends of said plate, pin fastenings mounted in said sockets, a struck out integral spring hook above the intermediate pin fastening, the point of said hook
20 projecting downwardly, said plate also having holes at or near its lower end to receive a tape, adapted to be passed around the body of the wearer, under the aforesaid spring
25 hook and retained therein, the inclined run of said tape adapted to have the lower edge of an apparel waist tucked thereunder.

ELIZABETH DILWORTH.

Witnesses:

CHARLES A. BRISCOE,
CALVIN G. CHESNUT.