



US00D693374S

(12) **United States Design Patent**
Chlystek et al.

(10) **Patent No.:** **US D693,374 S**

(45) **Date of Patent:** **** Nov. 12, 2013**

(54) **TRACTOR**

(75) Inventors: **Thomas Chlystek**, Lyons, IL (US);
William Schroeder, Downers Grove, IL
(US); **Carl J. Hagele**, The Villages, FL
(US); **Richard J. Hagele**, legal
representative, The Villages, FL (US);
Aaron Richard, Berwyn, IL (US);
Matthew Polk, Palatine, IL (US);
Janusz Matus, Indianhead Park, IL
(US); **Daniel Morey**, Mundelein, IL
(US); **Dayal Patel**, Arlington Heights, IL
(US)

(73) Assignee: **CNH America LLC**, New Holland, PA
(US)

(**) Term: **14 Years**

(21) Appl. No.: **29/411,601**

(22) Filed: **Jan. 24, 2012**

Related U.S. Application Data

(62) Division of application No. 29/391,533, filed on May
10, 2011, now Pat. No. Des. 655,318.

(51) **LOC (9) Cl.** **12-09**

(52) **U.S. Cl.**
USPC **D15/23**

(58) **Field of Classification Search**
USPC D15/10, 11, 13-17, 28, 22-26, 31;
D12/173; 56/13.3, 13.4, 15.8, 15.9,
56/320.1; 180/89.1, 89.12, 900, 69.2,
180/68.1, 69.1

See application file for complete search history.

(56) **References Cited**

U.S. PATENT DOCUMENTS

D247,624 S * 3/1978 Emundts et al. D15/23
D256,017 S * 7/1980 Emundts et al. D15/23

D274,524 S * 7/1984 Koval et al. D15/23
D355,423 S * 2/1995 Woods et al. D15/23
D498,245 S * 11/2004 Kuwae et al. D15/23
D519,130 S * 4/2006 Higashikawa et al. D15/23
D519,131 S * 4/2006 Kuwae et al. D15/23
D527,026 S * 8/2006 Kuwae et al. D15/23
D533,569 S * 12/2006 Mursch D15/28
D534,927 S * 1/2007 Mursch D15/28
D555,674 S * 11/2007 Kuwae D15/23
D564,544 S * 3/2008 Higashikawa et al. D15/23
D572,642 S * 7/2008 Steckling et al. D12/182
D602,047 S * 10/2009 Kushita et al. D15/23
D603,881 S * 11/2009 Tamplain et al. D15/30
D605,207 S * 12/2009 Menges et al. D15/30
D607,388 S * 1/2010 Mahoney D12/182
D613,776 S * 4/2010 Bianco et al. D15/33
D613,777 S * 4/2010 Bianco et al. D15/33
D632,704 S * 2/2011 Seidel et al. D15/28
D641,027 S * 7/2011 Kawashiri et al. D15/23

* cited by examiner

Primary Examiner — Mark Goodwin

(74) *Attorney, Agent, or Firm* — Sue C. Watson


(57) **CLAIM**

We claim the ornamental design for a tractor, as shown and
described.

DESCRIPTION

FIG. 1 is a perspective view of a tractor showing our new
design;
FIG. 2 is a front view thereof;
FIG. 3 is a rear view thereof;
FIG. 4 is a right side view thereof;
FIG. 5 is a left side view thereof;
FIG. 6 is a top plan view thereof; and,
FIG. 7 is a bottom plan view thereof.
The portions of the Figures shown in broken lines form no
part of the claimed design.

1 Claim, 7 Drawing Sheets



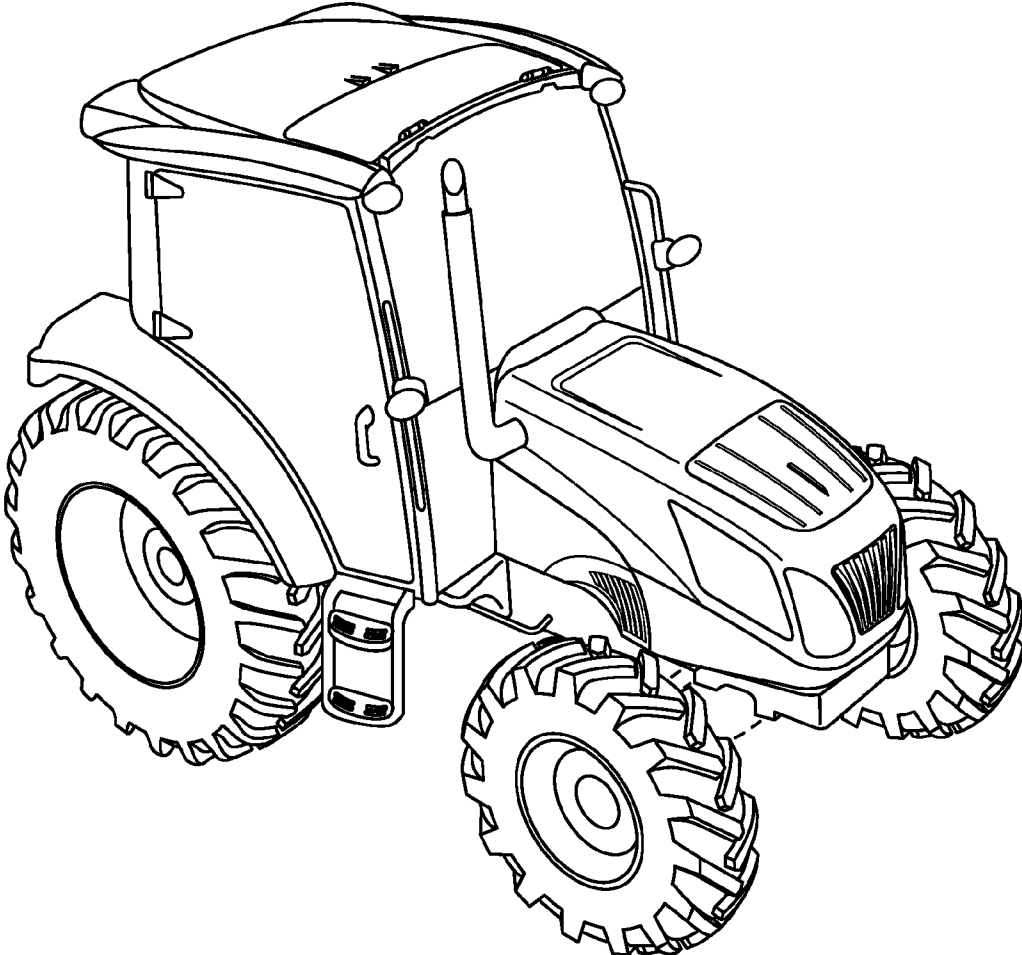


FIG. 1

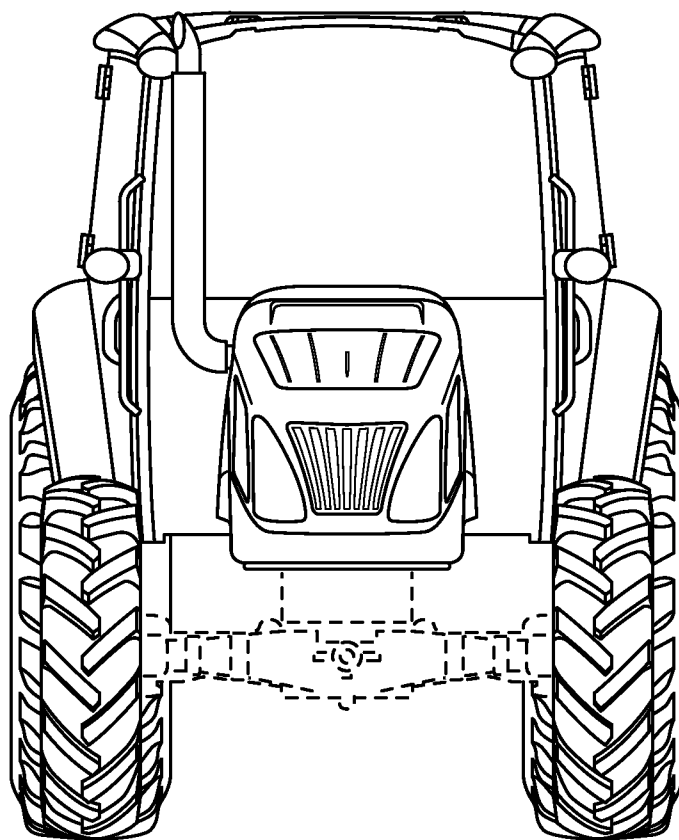


FIG. 2

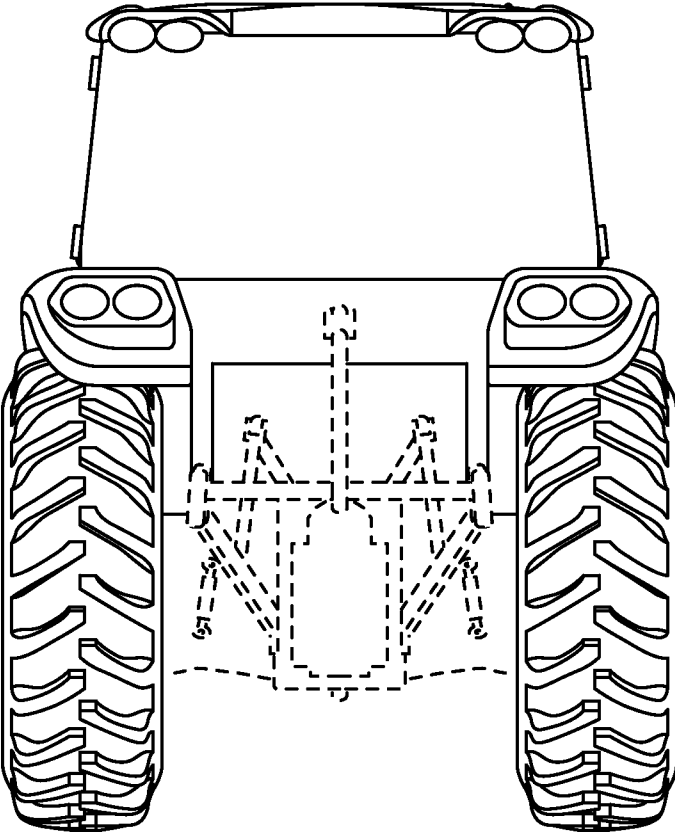


FIG. 3

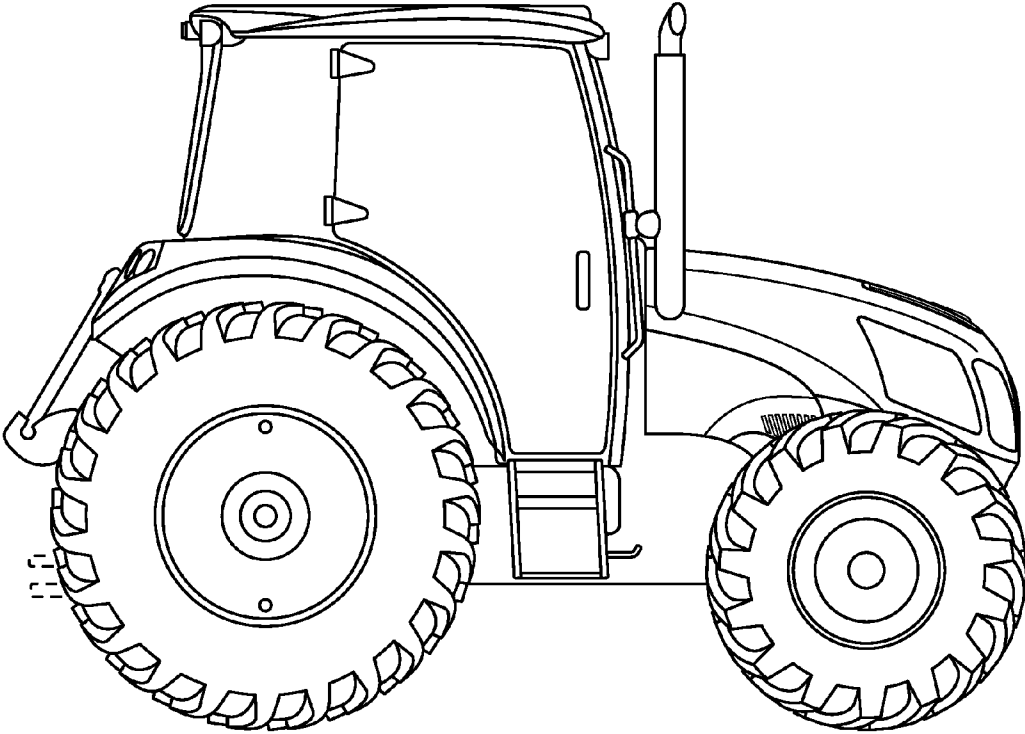


FIG. 4




FIG. 5

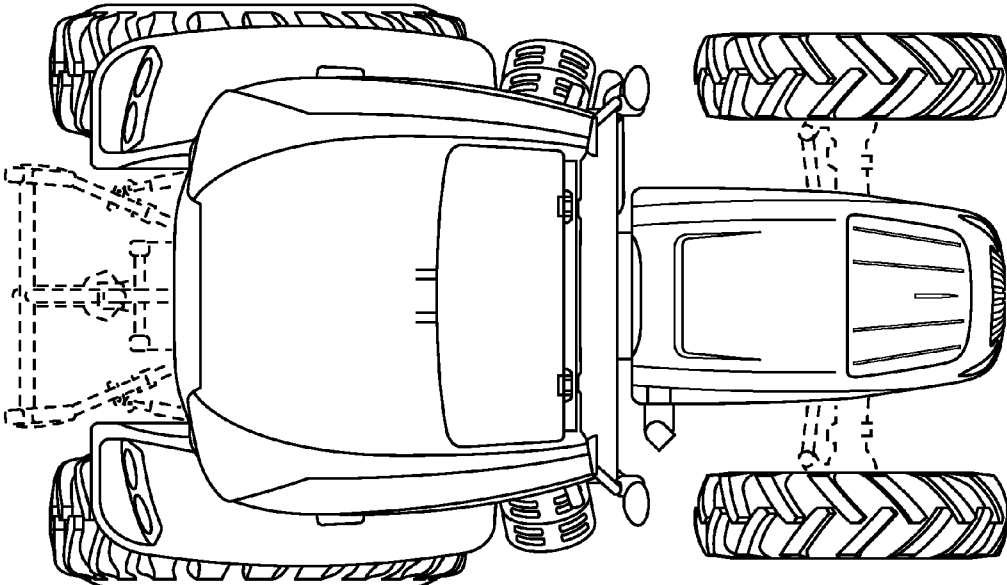


FIG. 6

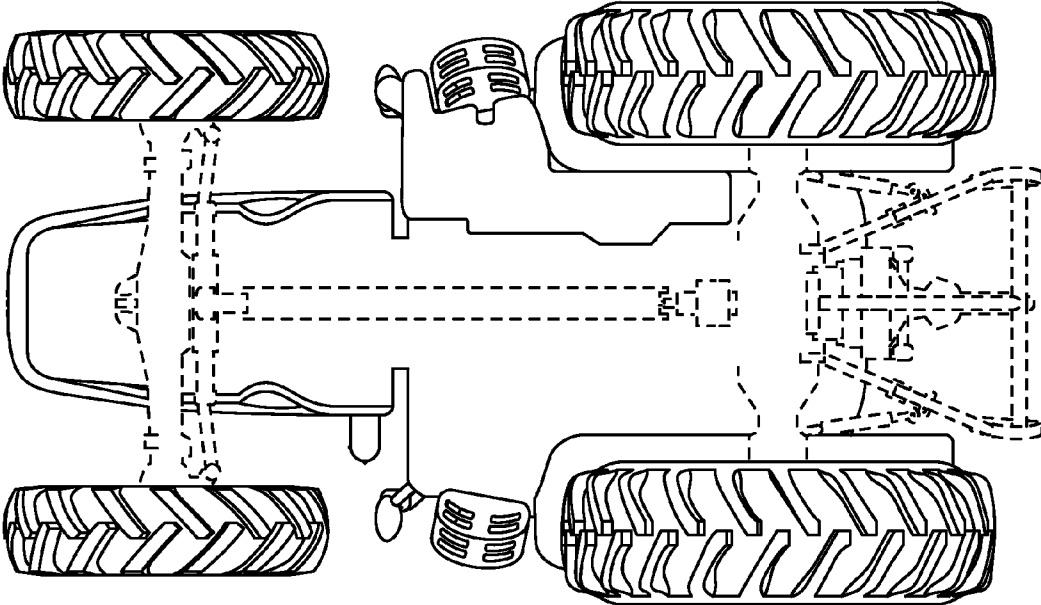


FIG. 7