



US00D447948B1

(12) **United States Design Patent**
Pannozzo et al.

(10) **Patent No.:** **US D447,948 S**

(45) **Date of Patent:** **** Sep. 18, 2001**

(54) **AEROSOL ACTUATOR**

(75) Inventors: **Anthony Pannozzo**, Brookline, MA (US); **David A. McDonald**, Merrimack, NH (US); **Norman D. Poisson**, Andover, MA (US)

(73) Assignee: **The Gillette Company**, Boston, MA (US)

(**) Term: **14 Years**

(21) Appl. No.: **29/128,608**

(22) Filed: **Aug. 28, 2000**

(51) **LOC (7) Cl.** **09-07**

(52) **U.S. Cl.** **D9/448**

(58) **Field of Search** D9/300, 447, 448, D9/445; 222/402.1, 402.13

(56) **References Cited**

U.S. PATENT DOCUMENTS

- D. 214,616 * 7/1969 Monahon D9/448
- D. 354,439 * 1/1995 Kuplien D9/448
- D. 371,738 * 7/1996 Lamb D9/448
- D. 392,186 * 3/1998 Smith D9/448
- D. 413,514 * 9/1999 Pericard et al. D9/448
- D. 416,490 * 11/1999 Kunesh D9/448

- D. 423,356 * 4/2000 Mineau et al. D9/448
- D. 434,658 * 12/2000 Geier D9/448
- D. 436,038 * 1/2001 Ruiz de Gopegui D9/448
- 5,263,616 * 11/1993 Abplanalp 222/402.13
- 6,006,957 * 12/1999 Kunesh 222/402.13

* cited by examiner

Primary Examiner—Cathron C. Brooks

(74) *Attorney, Agent, or Firm*—Stephan P. Williams

(57) **CLAIM**

The ornamental design for an aerosol actuator, as shown and described.

DESCRIPTION

FIG. 1 is a perspective view as seen from the top, front and right side of an aerosol actuator showing our new design; FIG. 2 is a front elevational view thereof; FIG. 3 is a right side elevational view thereof, the left side elevation being a mirror image thereof; FIG. 4 is a rear elevational view thereof; FIG. 5 is a top view thereof; FIG. 6 is a perspective view of a second embodiment of the aerosol actuator shown in FIG. 1 further including a cap; and, FIG. 7 is a perspective view of a third embodiment of the aerosol actuator shown in FIG. 1.

1 Claim, 5 Drawing Sheets

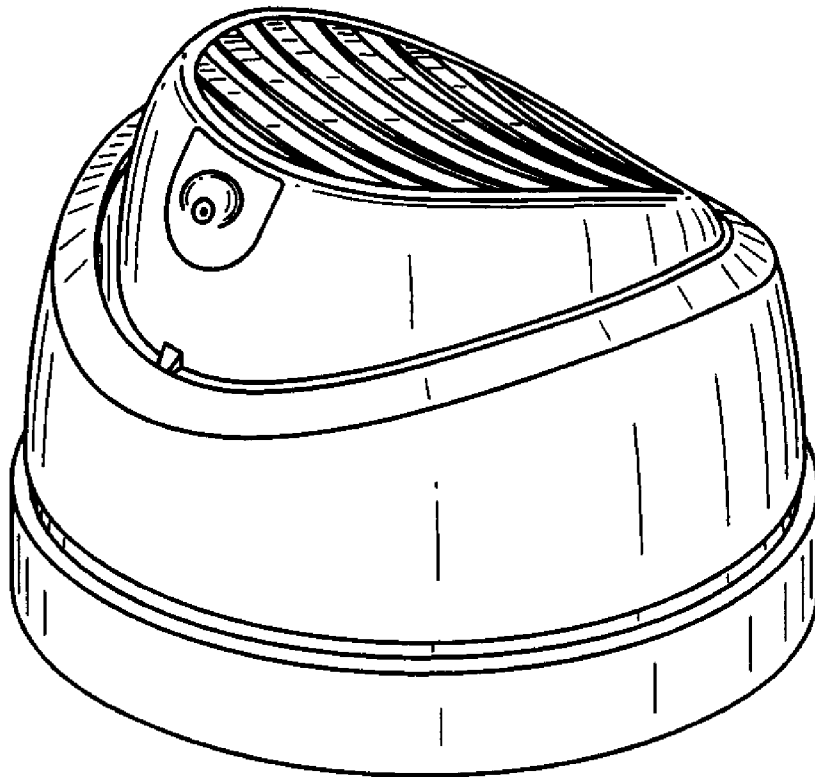


FIG. 1

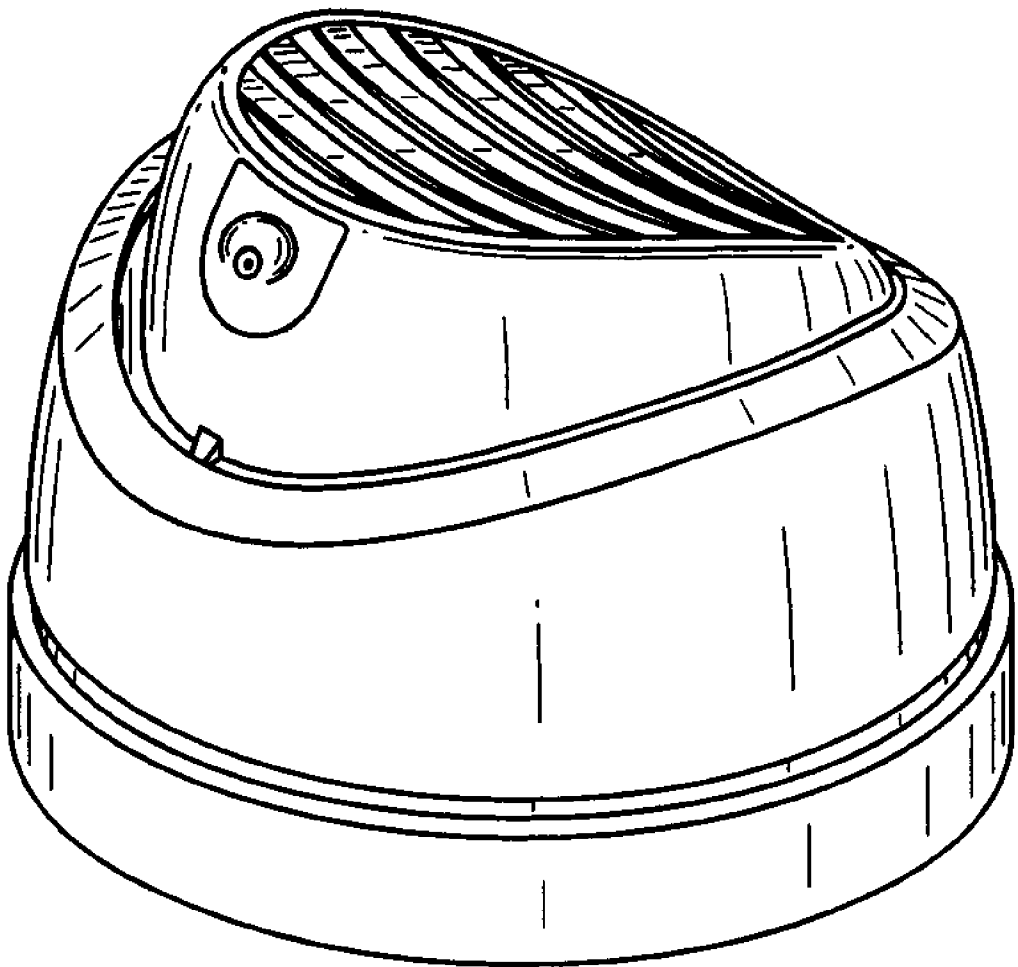


FIG. 2

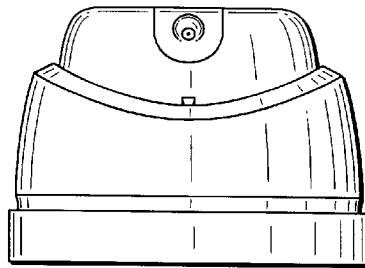


FIG. 3

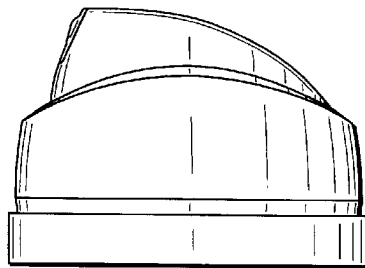


FIG. 4

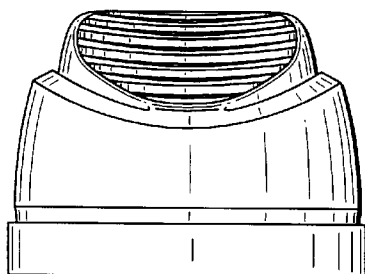


FIG. 5

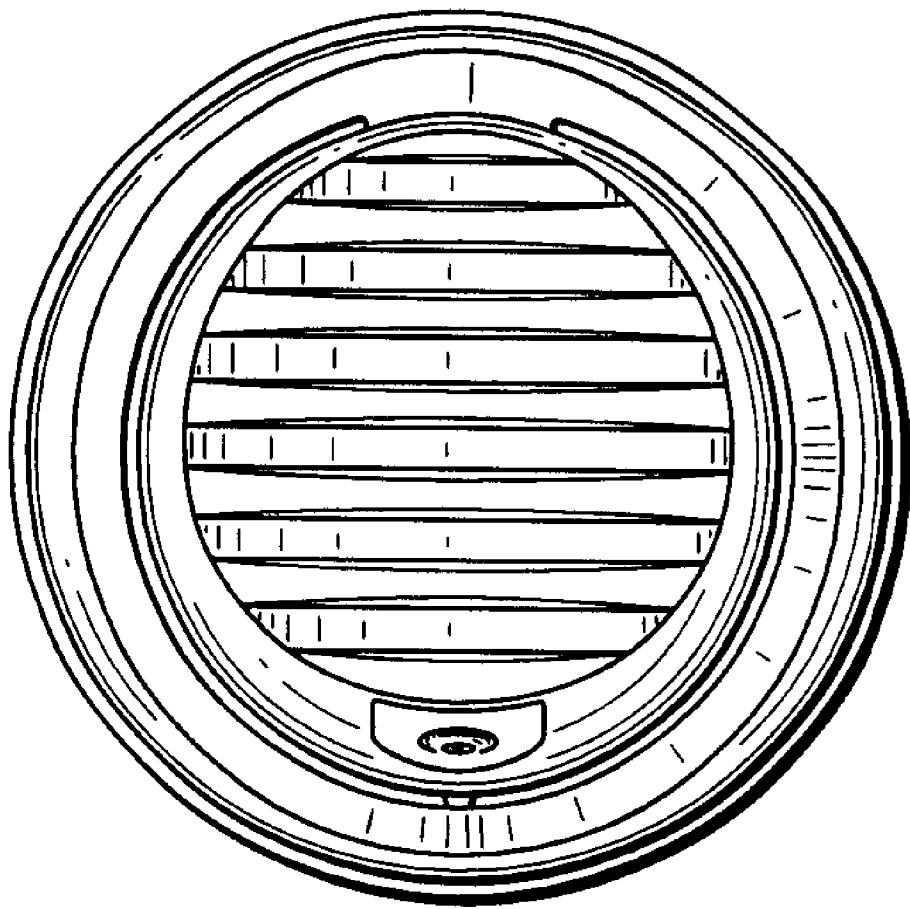


FIG. 6

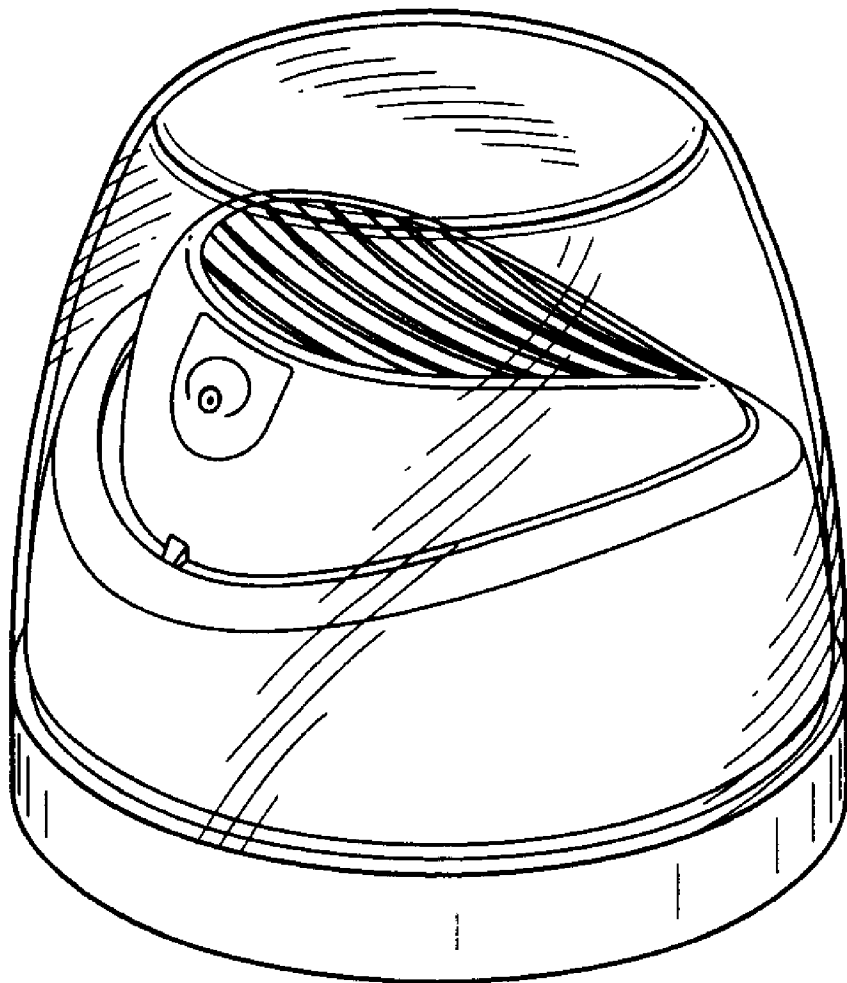


FIG. 7

