

[54] CHAIR

[75] Inventor: James R. Arthur, Jr., Birmingham, Ala.

[73] Assignee: Marathon Corporation, Birmingham, Ala.

[**] Term: 14 Years

[21] Appl. No.: 714,013

[22] Filed: Mar. 22, 1985

[52] U.S. Cl. D6/370; D6/373; D6/379

[58] Field of Search D6/334, 370, 372, 373, D6/379, 380

[56] References Cited

U.S. PATENT DOCUMENTS

D. 268,721	4/1983	Jernigan	D6/370
D. 271,447	11/1983	Snodgrass	D6/373
D. 277,908	3/1985	Liisberg	D6/373
D. 279,242	6/1985	Jernigan	D6/370
D. 280,474	9/1985	Vanderminden	D6/379 X

Primary Examiner—Bruce W. Dunkins

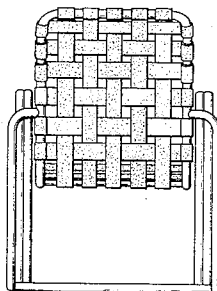
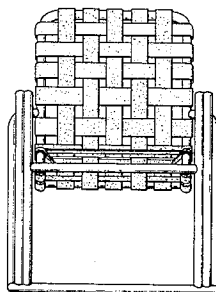
Attorney, Agent, or Firm—Shlesinger, Arkwright, Garvey & Fado

[57] CLAIM

The ornamental design for a chair, as shown and described.

DESCRIPTION

FIG. 1 is a front elevational view of a chair embodying my new design;
 FIG. 2 is a rear elevational view thereof;
 FIG. 3 is a left side elevational view thereof;
 FIG. 4 is a top plan view thereof;
 FIG. 5 is a bottom plan view thereof;
 FIG. 6 is a front elevational view of a modified form of the present design;
 FIG. 7 is a rear elevational view of the form of invention illustrated in FIG. 6;
 FIG. 8 is a left side elevational view of the form of invention illustrated in FIG. 6;
 FIG. 9 is a top plan view of the form of invention illustrated in FIG. 6, and
 FIG. 10 is a bottom plan view of the form of invention illustrated in FIG. 6.
 The sides of the chair forms not shown are like the sides shown in FIGS. 3 and 8 respectively.



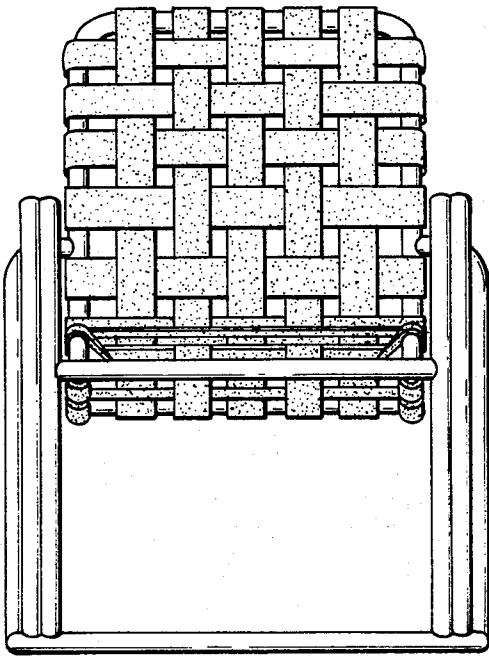


FIG 1

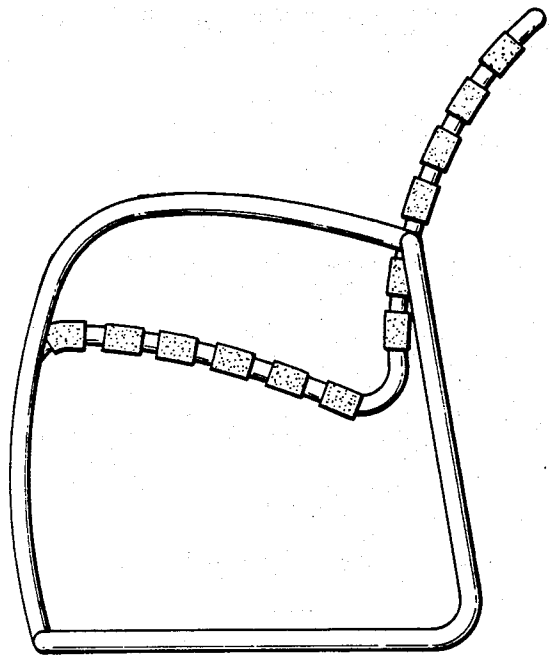


FIG 3

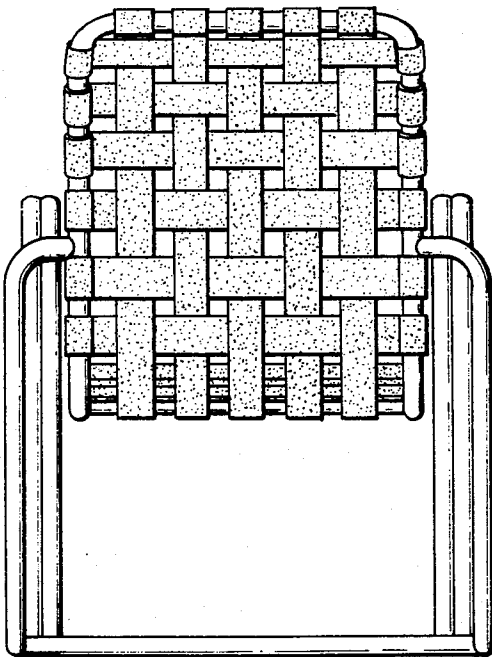


FIG 2

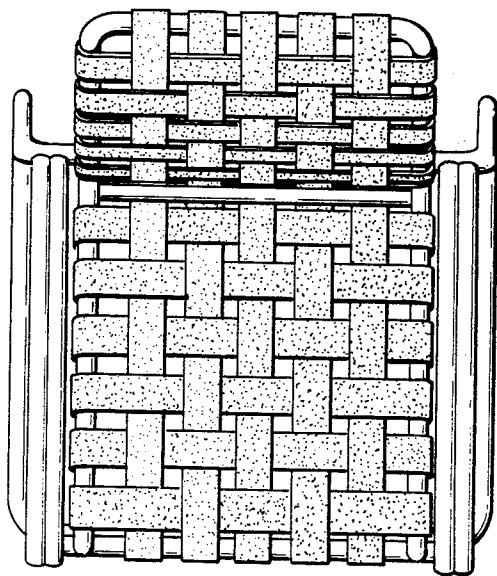


FIG 4

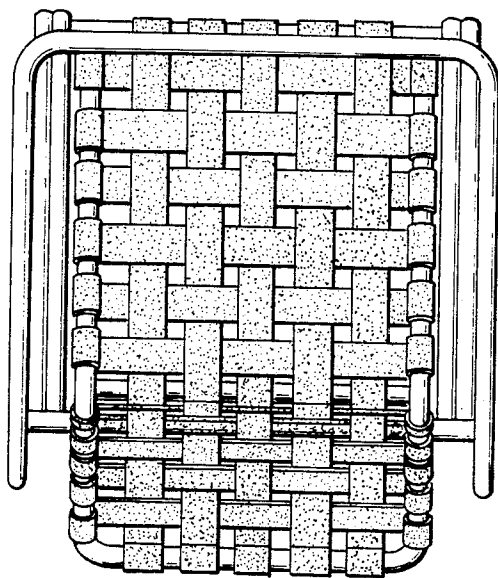


FIG 5

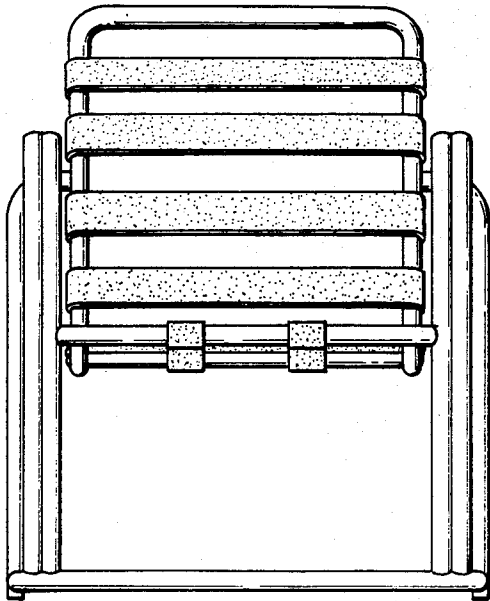


FIG 6

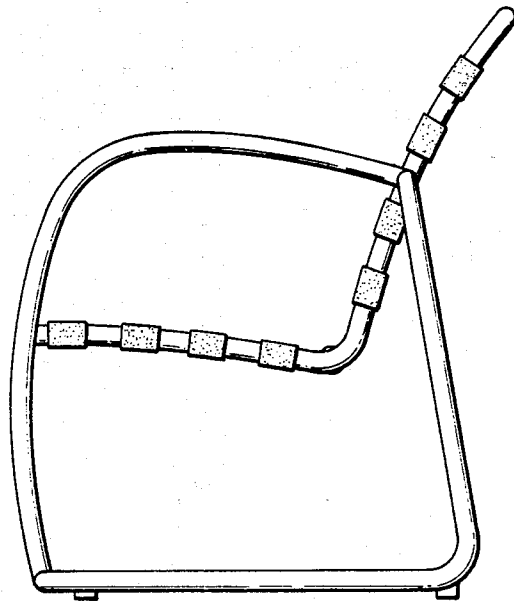


FIG 8

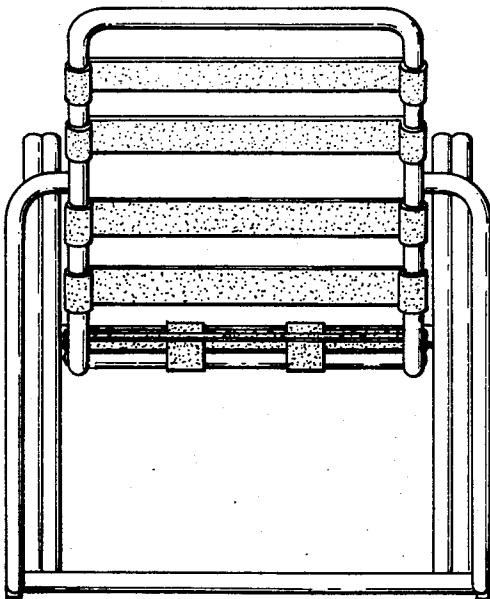


FIG 7

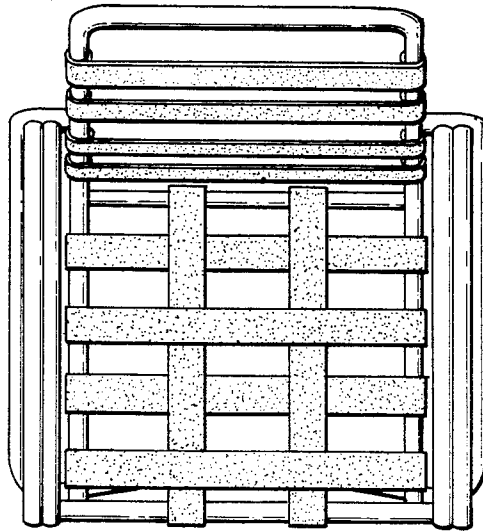


FIG 9

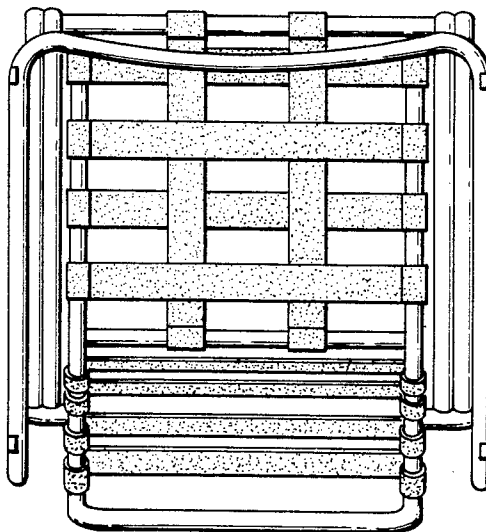


FIG 10