



US00D646475S

(12) **United States Design Patent**  
**Boncutter**

(10) **Patent No.:** **US D646,475 S**

(45) **Date of Patent:** **\*\* Oct. 11, 2011**

(54) **BOOT UPPER**

(76) Inventor: **Mary Boncutter**, Austin, TX (US)

(\*\*) Term: **14 Years**

(21) Appl. No.: **29/386,320**

(22) Filed: **Feb. 28, 2011**

(51) **LOC (9) Cl.** ..... **02-99**

(52) **U.S. Cl.** ..... **D2/970; D2/912**

(58) **Field of Classification Search** ..... D2/896,  
D2/900, 909-912, 946, 969, 970; 36/45,  
36/50.1, 83, 3 A, 7.1 R, 113, 101, 112, 114,  
36/116, 126-130, 48

See application file for complete search history.

(56) **References Cited**

**U.S. PATENT DOCUMENTS**

D76,233 S *	9/1928	Golden	.....	D2/900
D139,147 S *	10/1944	Britton	.....	D2/910
D164,667 S *	10/1951	Bingham, Jr.	.....	D2/912
D284,805 S *	7/1986	Smith	.....	D2/900
D380,592 S *	7/1997	Whittington	.....	D2/910
D400,342 S *	11/1998	Davidowitz et al.	.....	D2/909
D400,343 S *	11/1998	Davidowitz et al.	.....	D2/910

D439,030 S *	3/2001	Bernath	.....	D2/900
D530,488 S *	10/2006	Kelsey	.....	D2/912
D557,482 S *	12/2007	Kelsey	.....	D2/912

\* cited by examiner

*Primary Examiner* — Rob Spear

*Assistant Examiner* — Rashida C McCoy

(74) *Attorney, Agent, or Firm* — Kirschstein, et al.

(57) **CLAIM**

The ornamental design for a boot upper, as shown and described.

**DESCRIPTION**

FIG. 1 is a side elevational view of a boot upper according to my new design;

FIG. 2 is a front elevational view thereof;

FIG. 3 is a rear elevational view thereof;

FIG. 4 is an opposite side elevational view thereof;

FIG. 5 is a top plan view thereof; and,

FIG. 6 is a bottom plan view thereof.

The dashed lines throughout the views form no part of the claimed design.

**1 Claim, 4 Drawing Sheets**

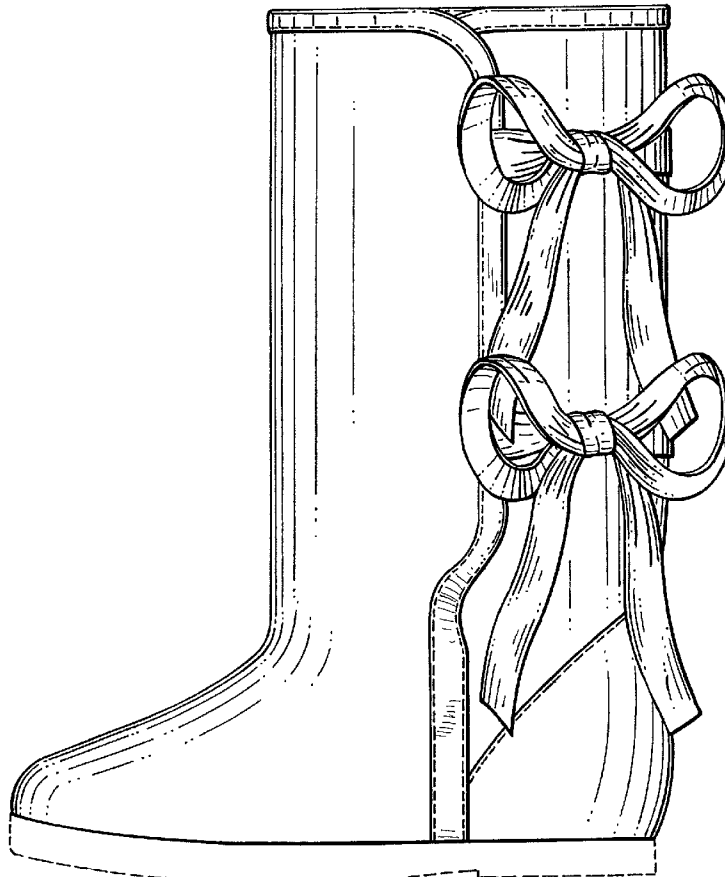


FIG. 1

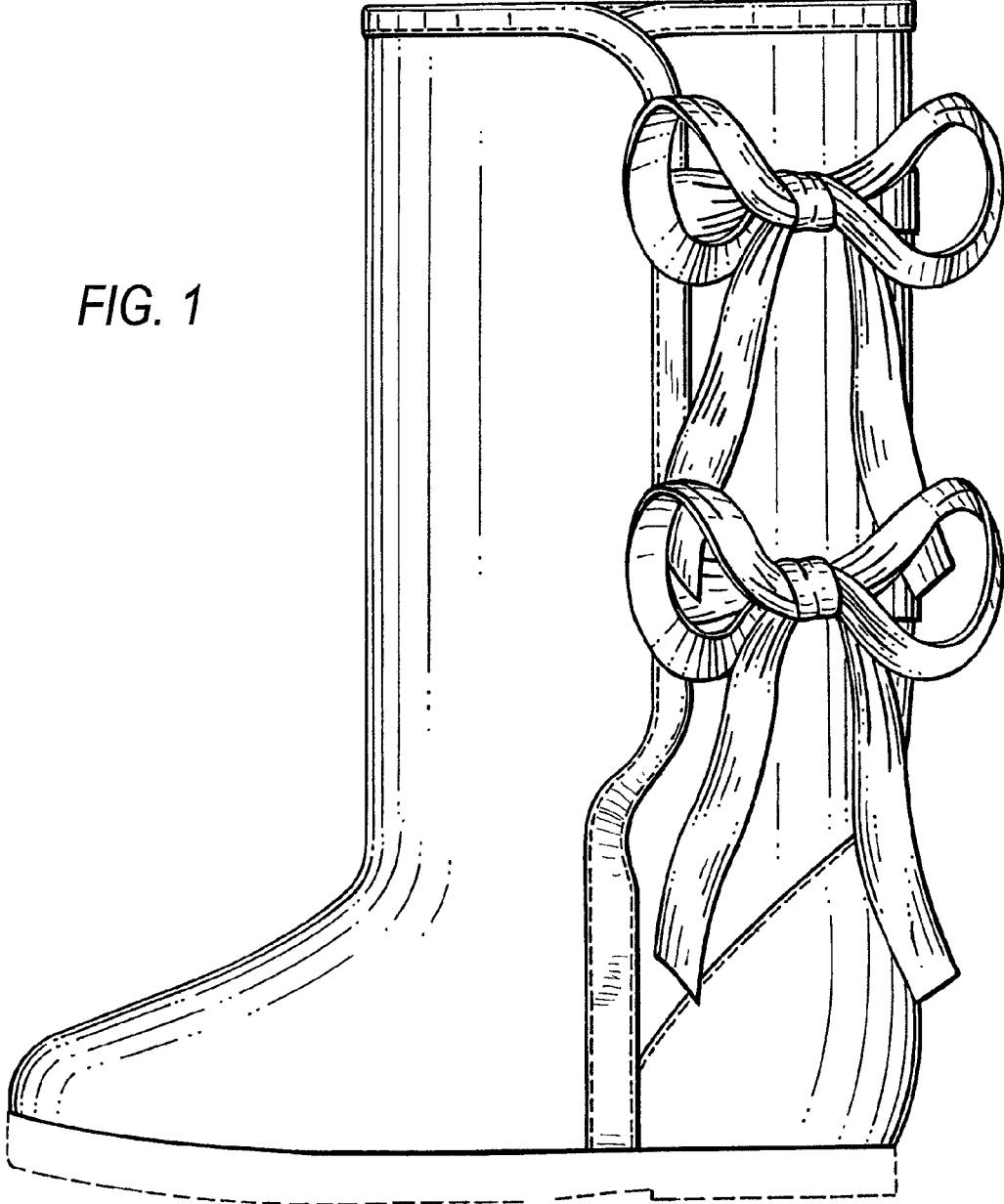


FIG. 2

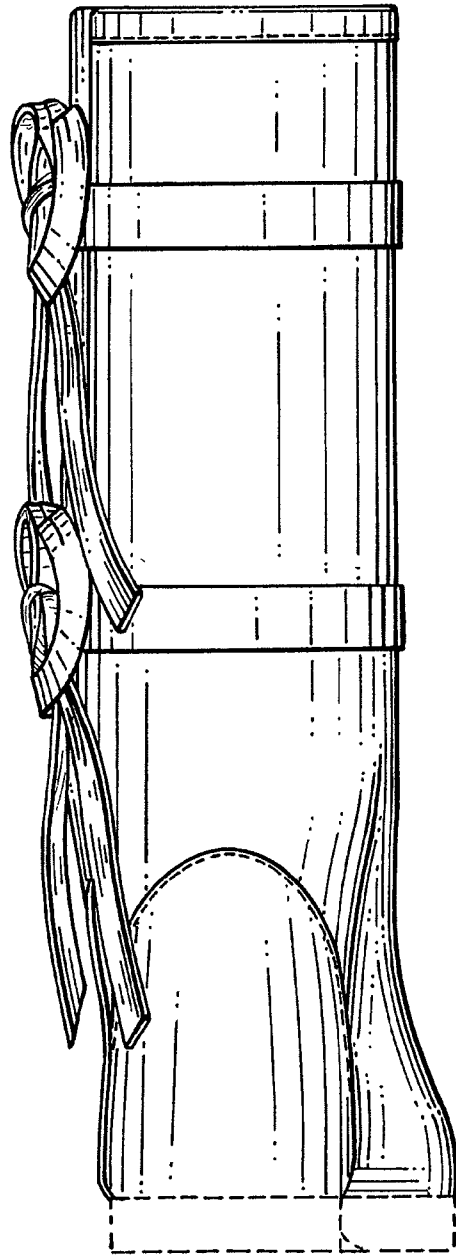
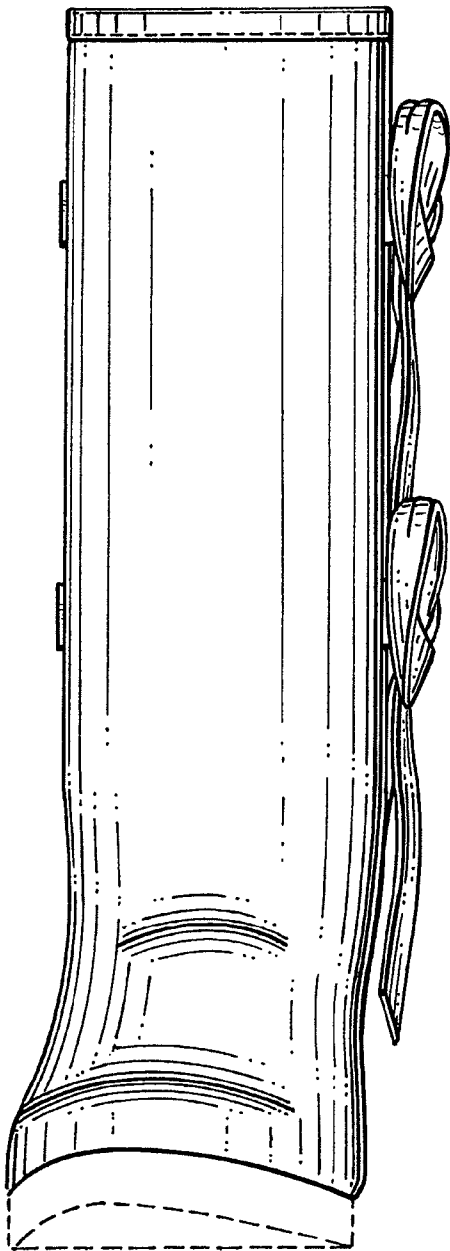


FIG. 3

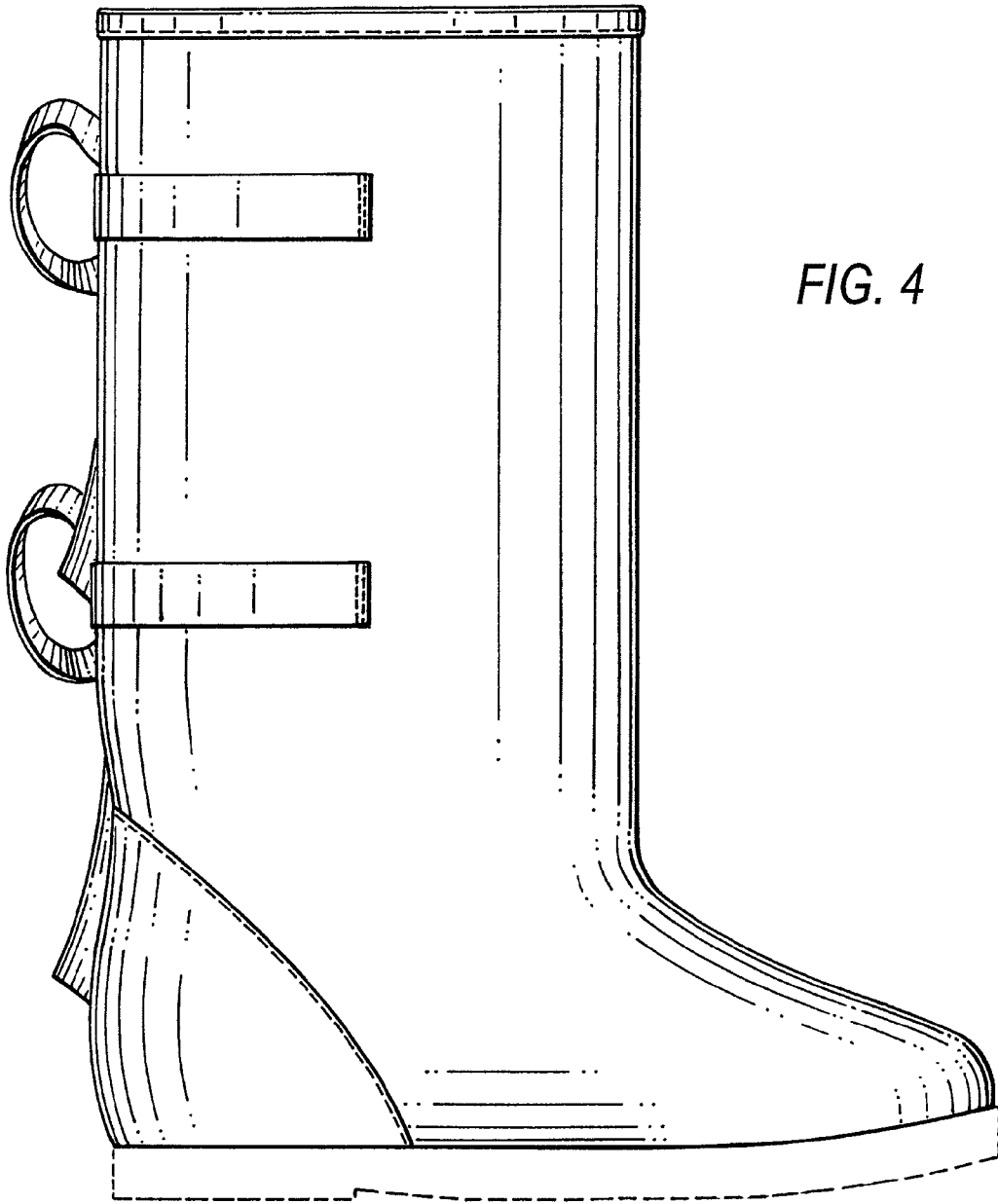


FIG. 4

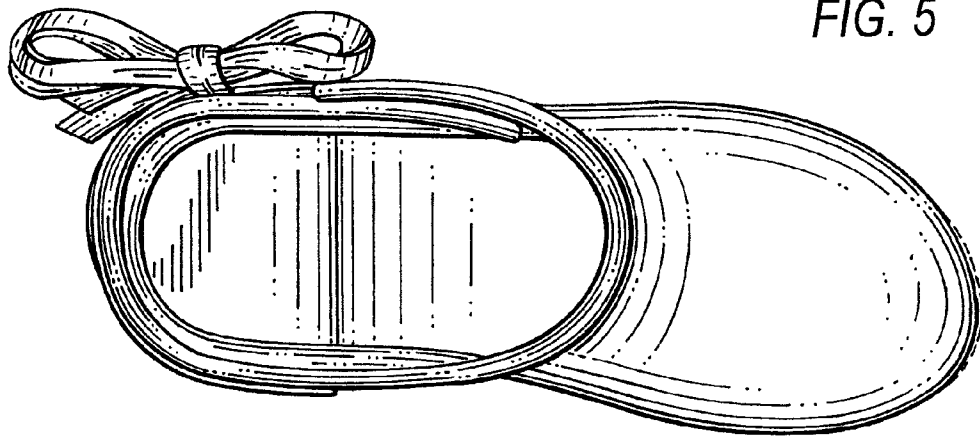


FIG. 5

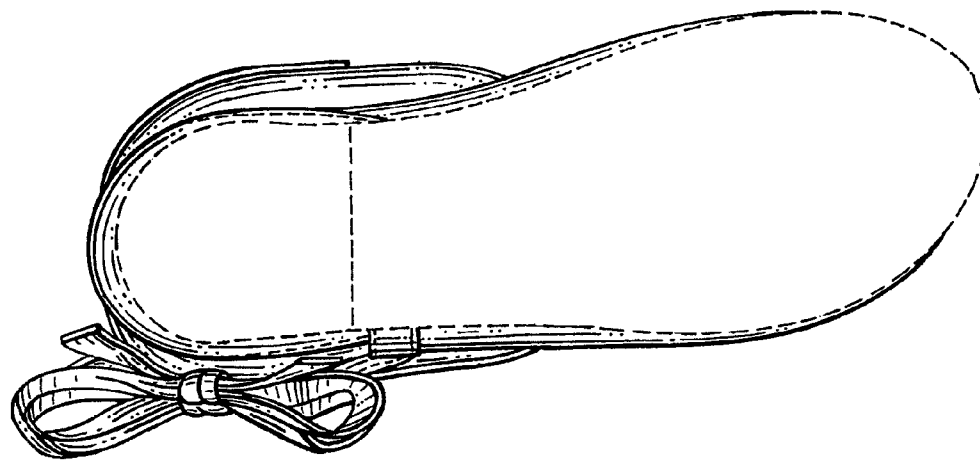


FIG. 6