# United States Patent [19]

**Owerko**

[11] **Des. 273,786**

[45] ** **May 8, 1984**


[54] **ENCLOSURE FOR A PORTABLE HANDHELD TRANSMITTER**


[75] Inventor: **Owerko**, Raton, N. Mex.

[73] Assignee: **A.R.F. Products, Inc.**, Raton, N. Mex.



[**] Term: **14 Years**

[21] Appl. No.: **302,570**

[22] Filed: **Sep. 15, 1981**

[52] **U.S. Cl.** ..... **D14/95**; D10/104; D10/106

[58] **Field of Search** ..... 340/539, 546, 311; 455/347, 353, 351; D10/106, 104



[56] **References Cited**

U.S. PATENT DOCUMENTS

| | | | |
|---|---|---|---|
| D. 255,446 | 6/1980 | Iwata | D14/68 |
| D. 263,143 | 2/1982 | Huntington et al. | D14/95 |
| D. 268,783 | 4/1983 | Henshaw | D14/95 X |
| D. 269,088 | 5/1983 | Genaro et al. | D14/95 X |
| 3,693,089 | 9/1972 | Hutchinson et al. | D14/95 X |



*Primary Examiner*—Bernard Ansher

*Attorney, Agent, or Firm*—Burmeister, York, Palmatier, Hamby & Jones


[57] **CLAIM**

The ornamental design for an enclosure for a portable handheld transmitter, as described.

**DESCRIPTION**

FIG. **1** is a front elevational view of an enclosure for a handheld transmitter according to my design, the reverse side being flat and without ornamentations;

FIG. **2** is a side elevational view of the enclosure of FIG. **1**, the reverse side being a mirror image thereof; and

FIG. **3** is a top elevational view of the enclosure of FIG. **1**, the reverse side being a mirror image thereof.

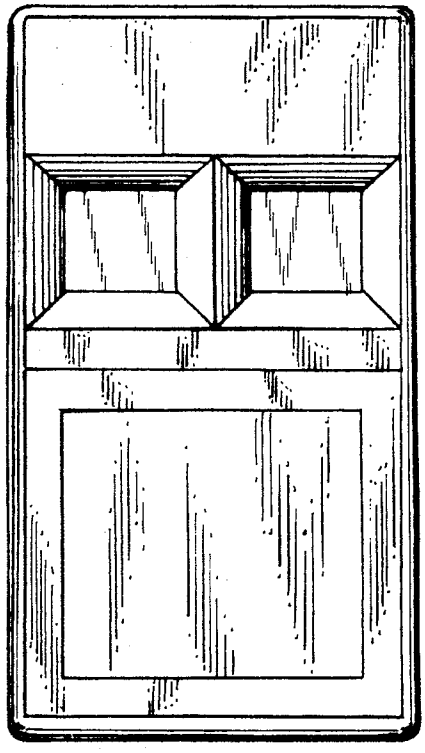

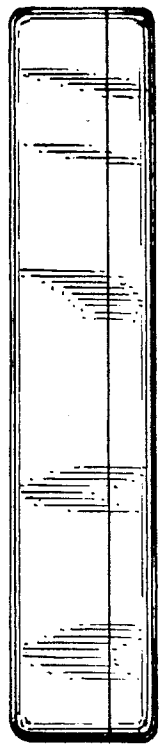

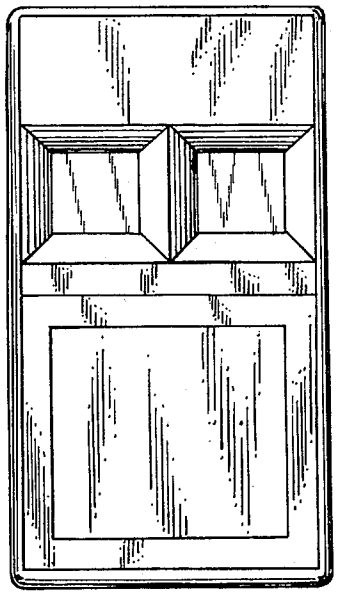

FIG. 1

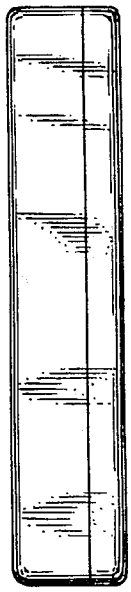

FIG. 2

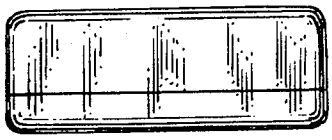

FIG. 3

UNITED STATES PATENT AND TRADEMARK OFFICE

# CERTIFICATE OF CORRECTION

PATENT NO. : Des. 273,786

DATED : May 8, 1984

INVENTOR(S) : John R. Owerko

It is certified that error appears in the above-identified patent and that said Letters Patent are hereby corrected as shown below:

On the title page,

Change inventor's name to read

John R. Owerko

Signed and Sealed this

*Twenty-sixth* Day of *February 1985*

[SEAL]

*Attest:*

DONALD J. QUIGG

*Attesting Officer* *Acting Commissioner of Patents and Trademarks*