



US0D1023830S

(12) **United States Design Patent**
Kaneko et al.

(10) **Patent No.:** **US D1,023,830 S**

(45) **Date of Patent:** **** Apr. 23, 2024**

- (54) **UTILITY VEHICLE**
- (71) Applicant: **Kubota Corporation**, Osaka (JP)
- (72) Inventors: **Tomonori Kaneko**, Sakai (JP); **Wataru Sasaki**, Sakai (JP)
- (73) Assignee: **KUBOTA CORPORATION**, Osaka (JP)
- (**) Term: **15 Years**
- (21) Appl. No.: **29/696,466**

D636,704 S *	4/2011	Yoo	D12/1
D682,737 S *	5/2013	Li	D12/14
D716,185 S *	10/2014	Higashikawa	D12/14
2012/0223500 A1 *	9/2012	Kinsman	B60G 7/008
			180/312
2017/0174027 A1 *	6/2017	Mailhot	B60R 21/13

* cited by examiner

Primary Examiner — Ania Aman

(74) *Attorney, Agent, or Firm* — MASUVALLEY & PARTNERS; Peter Martinez

(57) **CLAIM**

The ornamental design for a utility vehicle, as shown and described.

DESCRIPTION

FIG. 1 is a perspective view of a utility vehicle according to the invention;
 FIG. 2 is a front elevation view of the utility vehicle of FIG. 1;
 FIG. 3 is a rear elevation view of the utility vehicle of FIG. 1;
 FIG. 4 is a top plan view of the utility vehicle of FIG. 1;
 FIG. 5 is a bottom plan view of the utility vehicle of FIG. 1;
 FIG. 6 is a left side elevation view of the utility vehicle of FIG. 1; and,
 FIG. 7 is a right side elevation of the utility vehicle of FIG. 1.

The broken line showing of the utility vehicle is for the purpose of illustrating portions of the utility vehicle and forms no part of the claimed design.

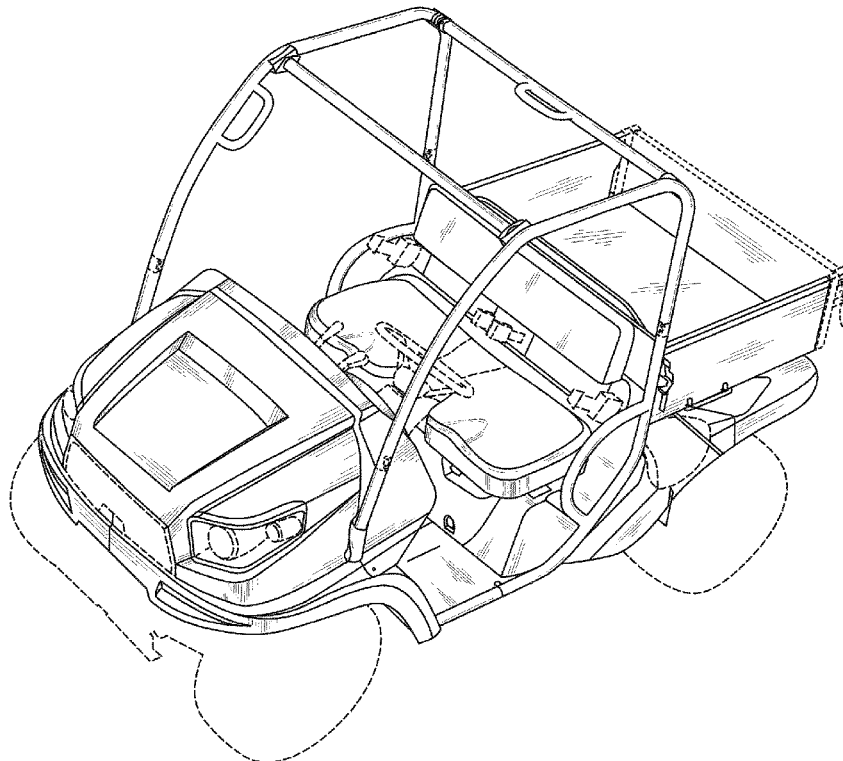
1 Claim, 7 Drawing Sheets

- (22) Filed: **Jun. 27, 2019**
- (51) **LOC (14) Cl.** **12-13**
- (52) **U.S. Cl.**
USPC **D12/14**
- (58) **Field of Classification Search**
USPC D12/1, 16, 14, 86, 87, 88, 90, 91, 92
CPC B62D 25/081; B62D 23/00; B62D 21/18;
B62D 21/183; B62D 24/02; B62D 25/00;
B62D 39/00; B62D 49/06; B62D 49/0621
See application file for complete search history.

(56) **References Cited**

U.S. PATENT DOCUMENTS

D504,638 S *	5/2005	Tanaka	D12/16
D594,038 S	6/2009	Shimomura	
D607,377 S	1/2010	Shimomura et al.	
D624,848 S	10/2010	Shimomura	
D629,335 S	12/2010	Shimomura	
D631,395 S *	1/2011	Tandrup	D12/14



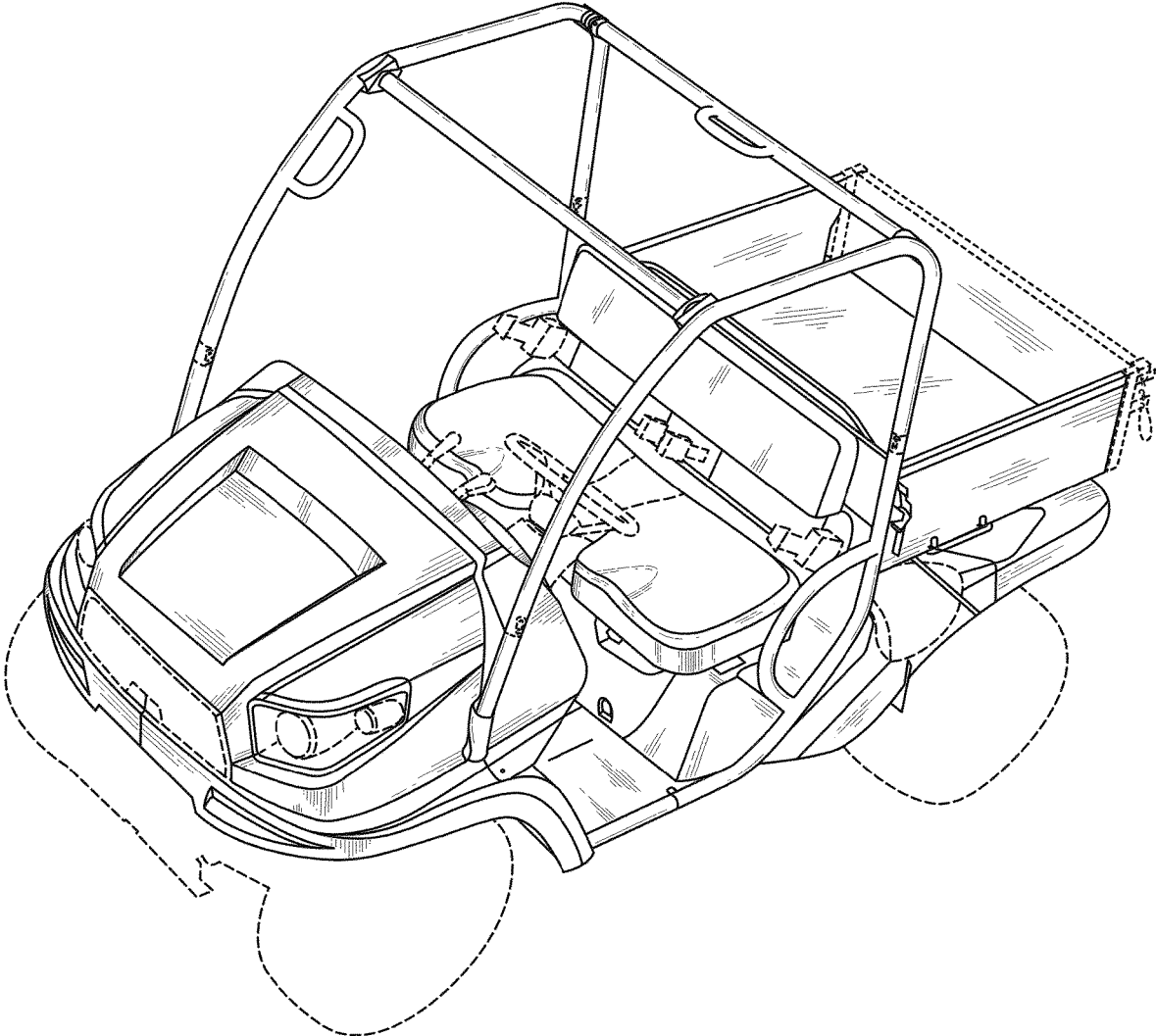


FIG. 1

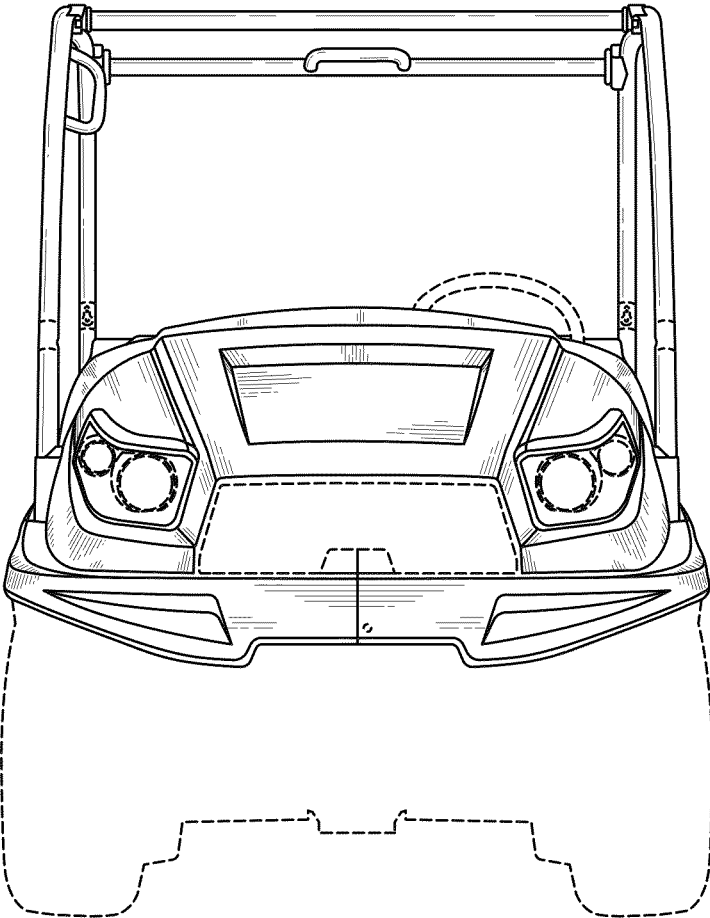


FIG. 2

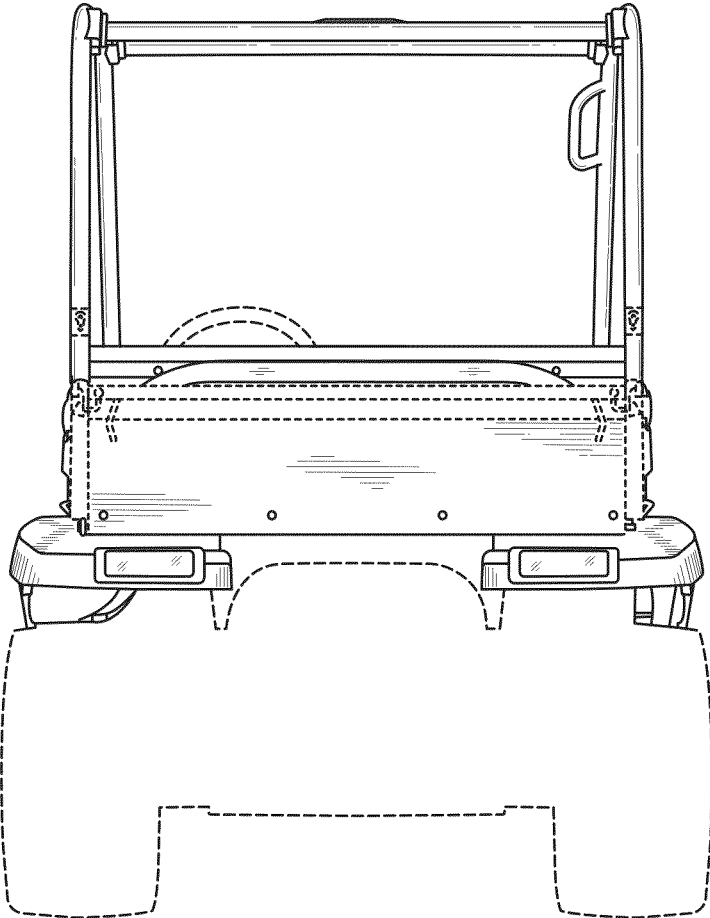


FIG. 3

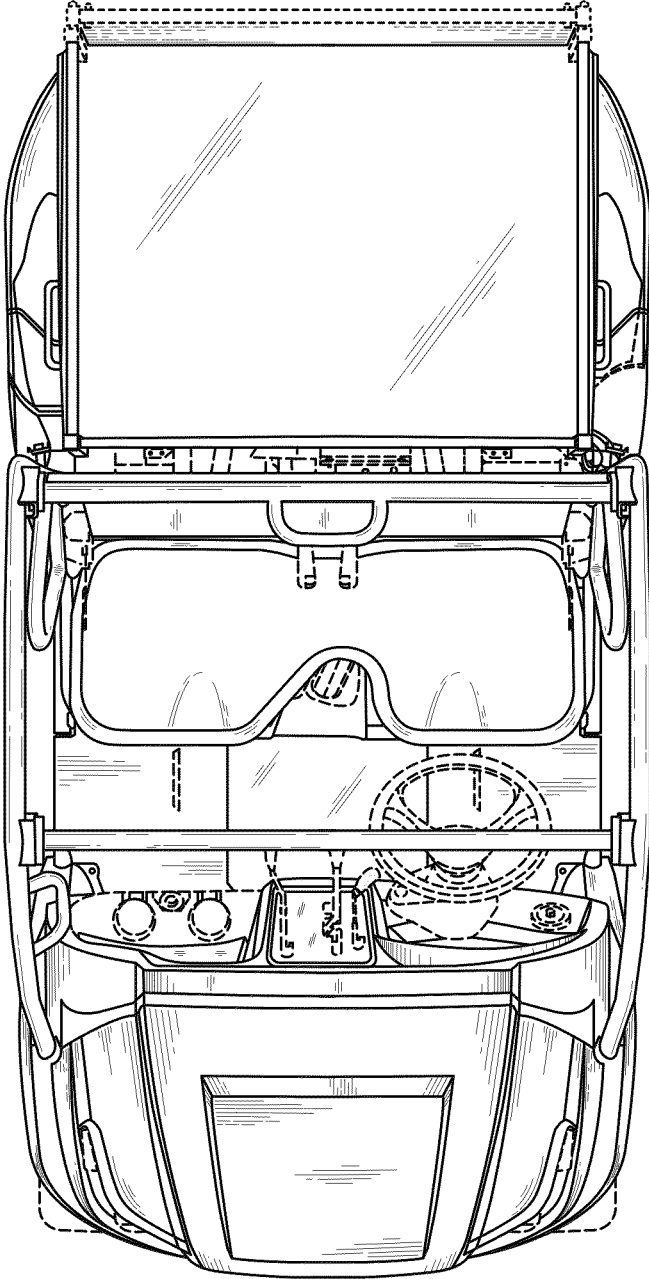


FIG. 4

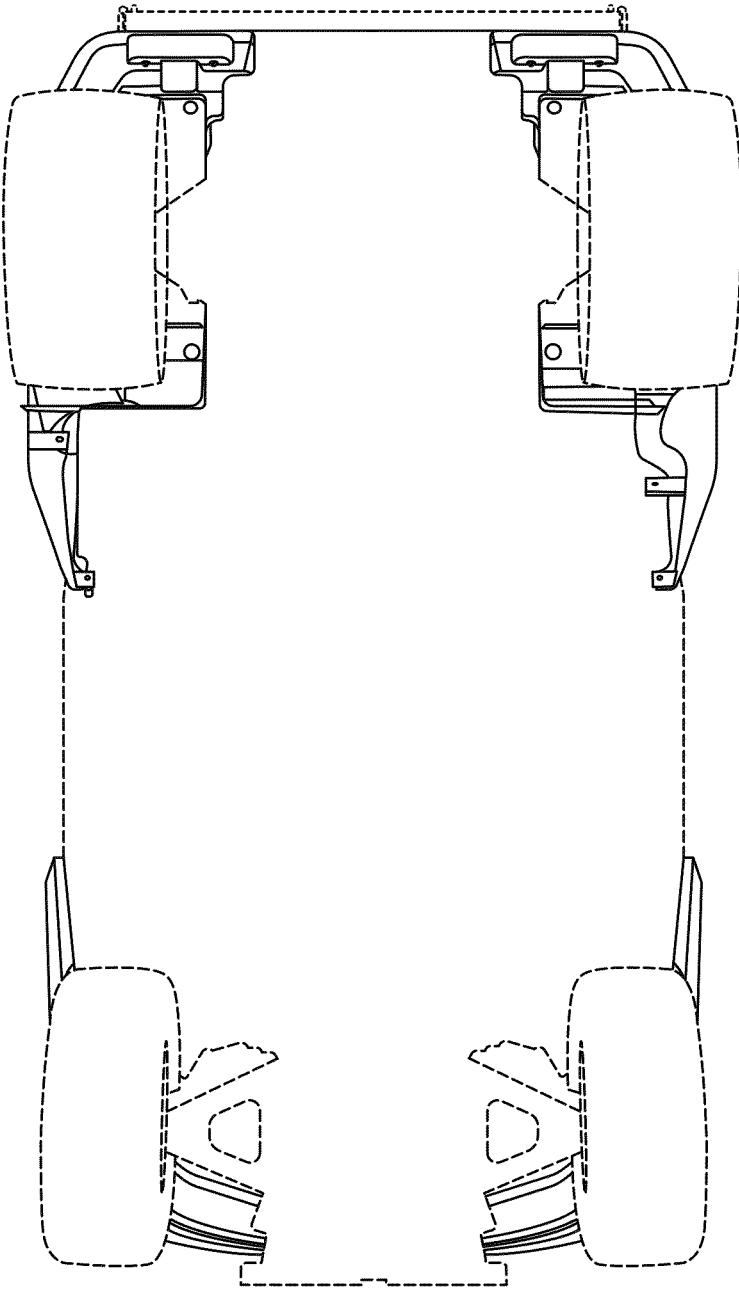


FIG. 5

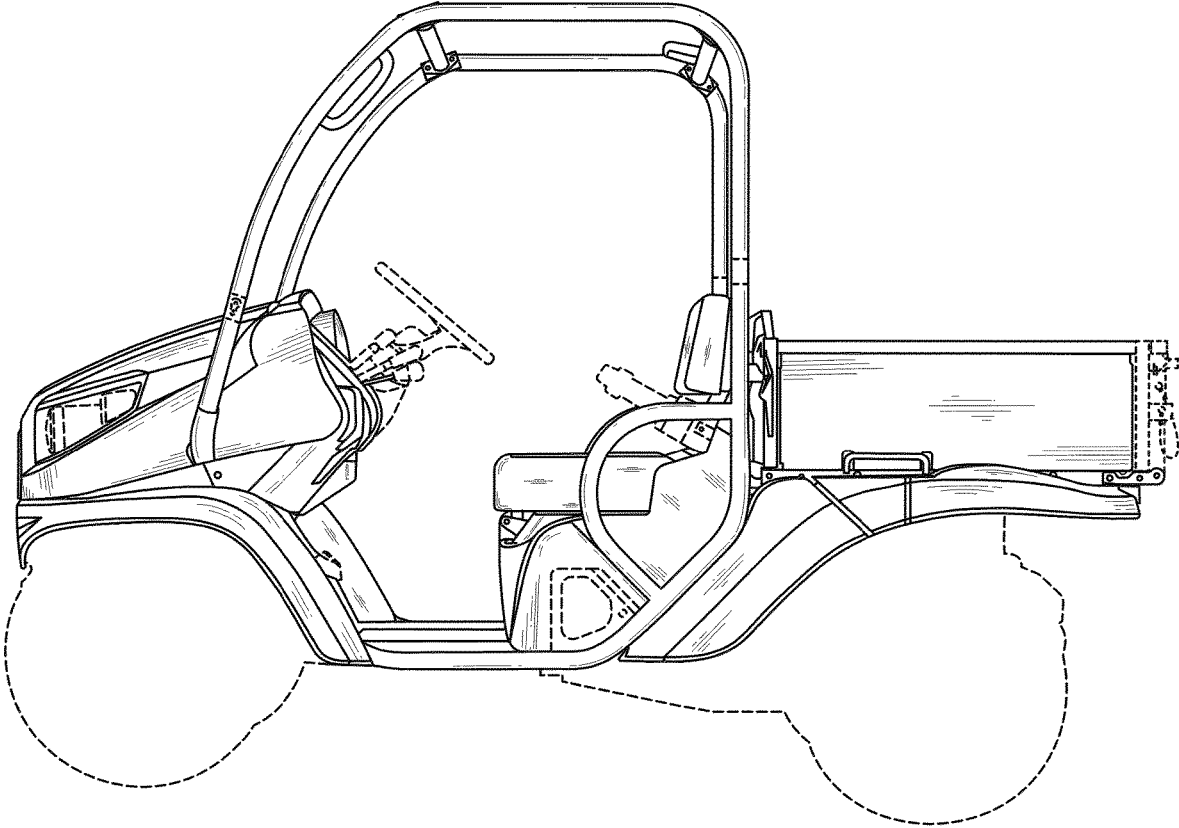


FIG. 6

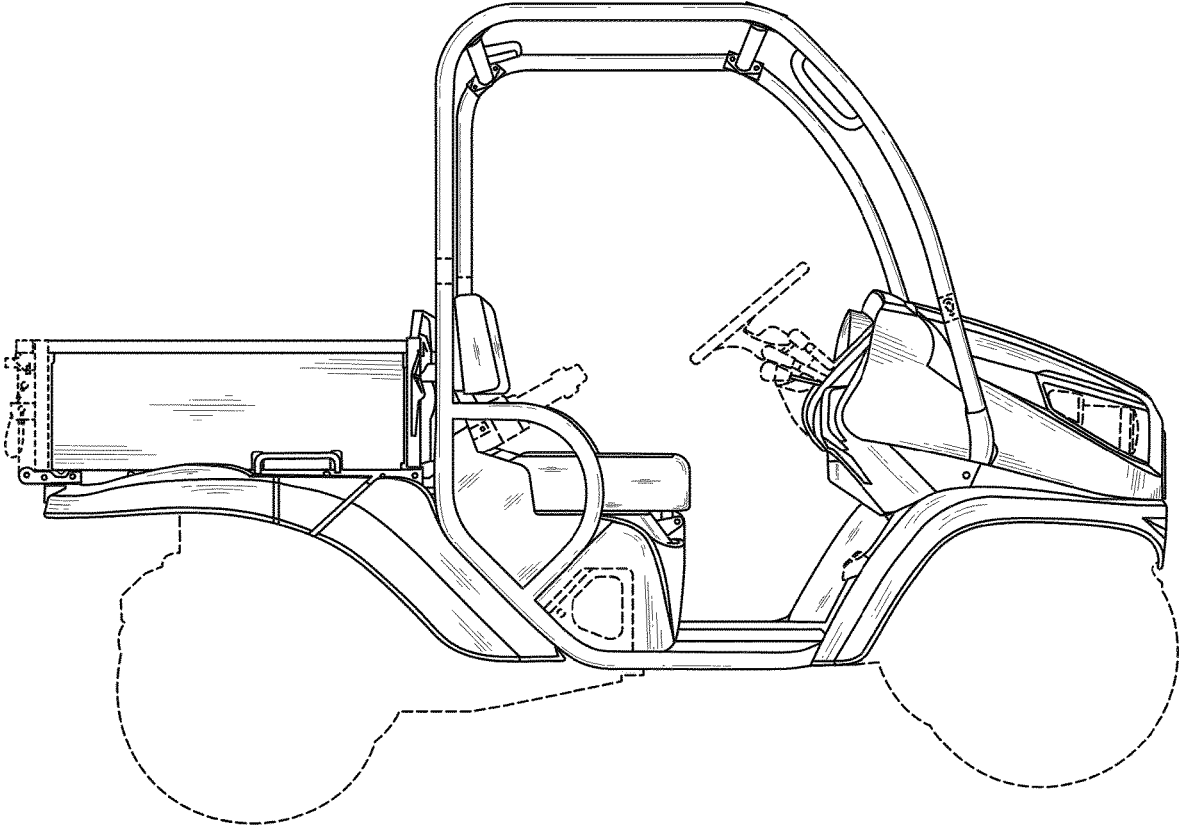


FIG. 7