



US00D798803S

(12) **United States Design Patent**  
**Wang et al.**

(10) **Patent No.:** **US D798,803 S**

(45) **Date of Patent:** **\*\* Oct. 3, 2017**

- (54) **TIRE**
- (71) Applicant: **Shandong Linglong Tyre Co., Ltd.,**  
Zhaoyuan (CN)
- (72) Inventors: **Feng Wang, Zhaoyuan (CN); Craig Miller, Zhaoyuan (CN); Terry Edwards, Zhaoyuan (CN); Yanhong Lu, Dezhou (CN); Shijuan Sun, Zhaoyuan (CN)**
- (73) Assignee: **SHANDONG LINGLONG TYRE CO., LTD., Zhaoyuan (CN)**

- D474,734 S \* 5/2003 Terver ..... D12/590
- D599,276 S \* 9/2009 Fontaine ..... D12/519
- D648,668 S \* 11/2011 Kujime ..... D12/519
- D659,075 S \* 5/2012 Harvey ..... D12/521
- D704,624 S \* 5/2014 Miyazaki ..... D12/590
- D733,635 S \* 7/2015 Digman ..... D12/521
- D744,406 S \* 12/2015 Bosch Alsina ..... D12/521
- D779,409 S \* 2/2017 Zhang ..... D12/501

\* cited by examiner

*Primary Examiner* — Robert M Spear

(74) *Attorney, Agent, or Firm* — CBM Patent Consulting, LLC

(\*\*) Term: **15 Years**

(21) Appl. No.: **29/571,988**

(22) Filed: **Jul. 22, 2016**

(51) **LOC (10) Cl.** ..... **12-15**

(52) **U.S. Cl.**  
USPC ..... **D12/523**

(58) **Field of Classification Search**  
USPC ..... D12/515, 516, 517, 518, 519, 521, 522,  
D12/523, 524, 590  
CPC ..... B60C 11/0304  
See application file for complete search history.

(56) **References Cited**

**U.S. PATENT DOCUMENTS**

- D432,956 S \* 10/2000 Ricquet ..... D12/521
- D454,834 S \* 3/2002 Saito ..... D12/590

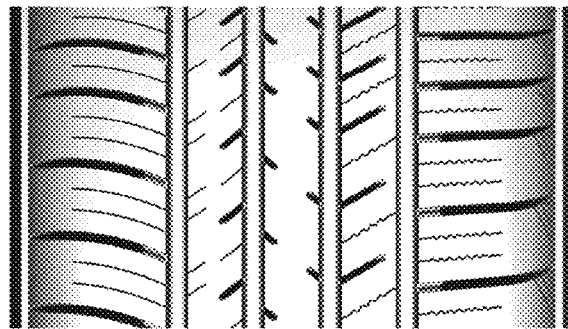
(57) **CLAIM**

The ornamental design for a tire, as shown and described.

**DESCRIPTION**

FIG. 1 is a top view of a tire showing my new design;  
FIG. 2 is a bottom view thereof;  
FIG. 3 is a front view thereof;  
FIG. 4 is a rear view thereof;  
FIG. 5 is a left side elevational view thereof;  
FIG. 6 is a right side elevational view thereof;  
FIG. 7 is a perspective view thereof; and,  
FIG. 8 is an enlarged partial view of FIG. 5.

**1 Claim, 7 Drawing Sheets**



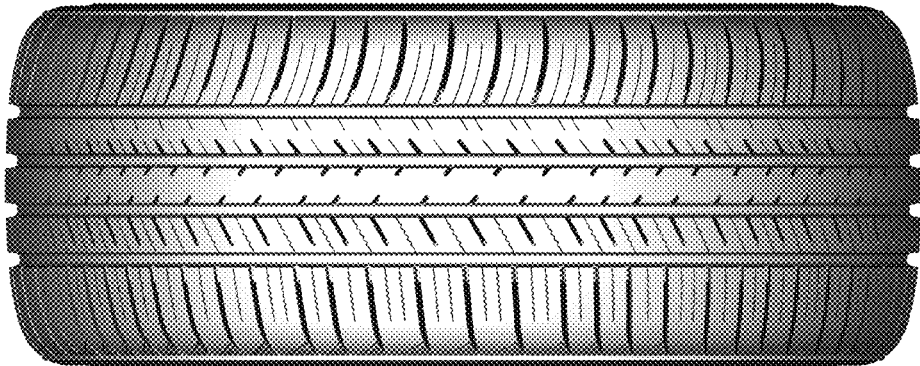


FIG. 1

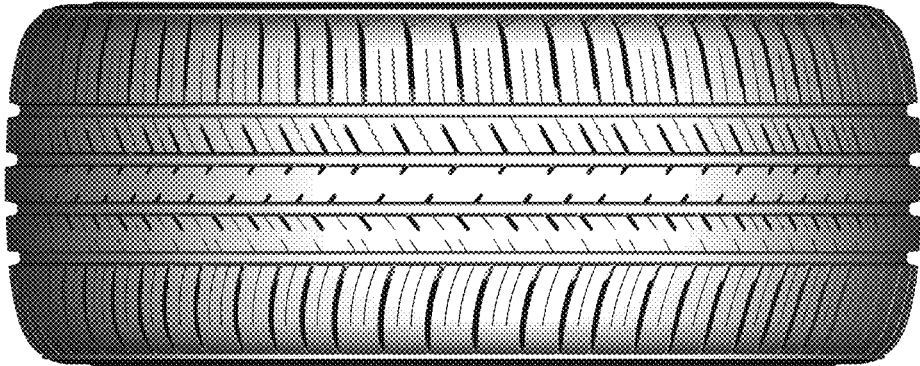


FIG. 2




FIG. 3




FIG. 4

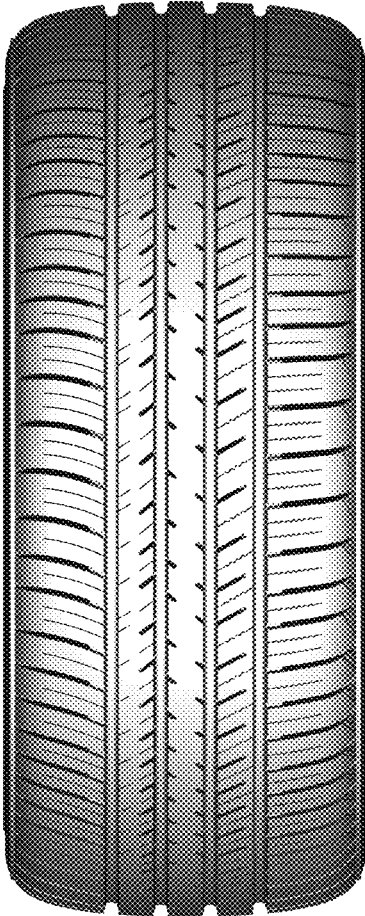


FIG. 5

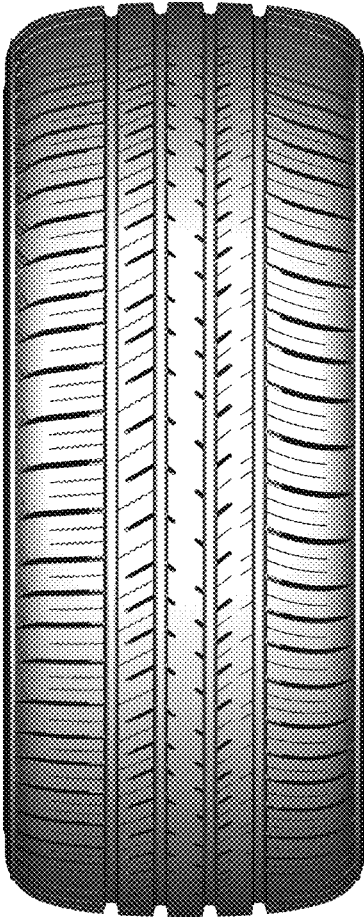


FIG. 6



FIG. 7

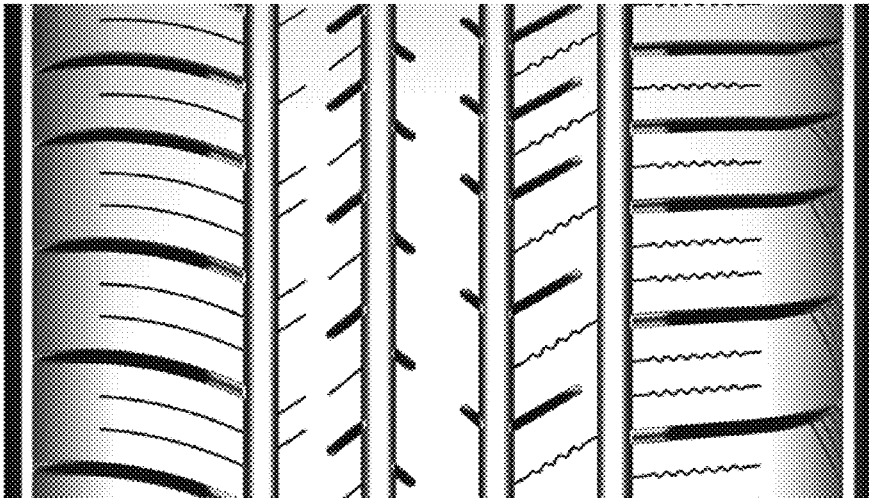


FIG. 8