



US00D412656S

United States Patent [19]
Sokurenko

[11] **Patent Number: Des. 412,656**

[45] **Date of Patent: ** Aug. 10, 1999**

[54] **TIE DOWN HOOP**

D. 325,022 3/1992 Arthur D8/382

[75] Inventor: **William E. Sokurenko**, Glenolden, Pa.

Primary Examiner—Holly Baynham
Attorney, Agent, or Firm—Paul & Paul

[73] Assignee: **Southco, Inc.**, Concordville, Pa.

[**] Term: **14 Years**

[57] **CLAIM**

The ornamental design for a tie down hoop, as shown and described.

[21] Appl. No.: **29/093,325**

[22] Filed: **Sep. 9, 1998**

DESCRIPTION

Related U.S. Application Data

FIG. 1 is a perspective view of an embodiment of a tie down hoop showing my new design;

[63] Continuation-in-part of application No. 09/046,088, Mar. 23, 1998.

FIG. 2 is a top plan view thereof, the bottom being a mirror image of that shown;

[51] **LOC (6) Cl.** **08-05**

FIG. 3 is front elevational view thereof;

[52] **U.S. Cl.** **D8/349**; D8/382

FIG. 4 is a rear elevational view thereof; and,

[58] **Field of Search** D8/356, 367, 382, D8/349, 354; 24/301, 302, 115 R; 248/499; 294/82.14

FIG. 5 is a right side elevational view thereof, the left side being a mirror image of that shown.

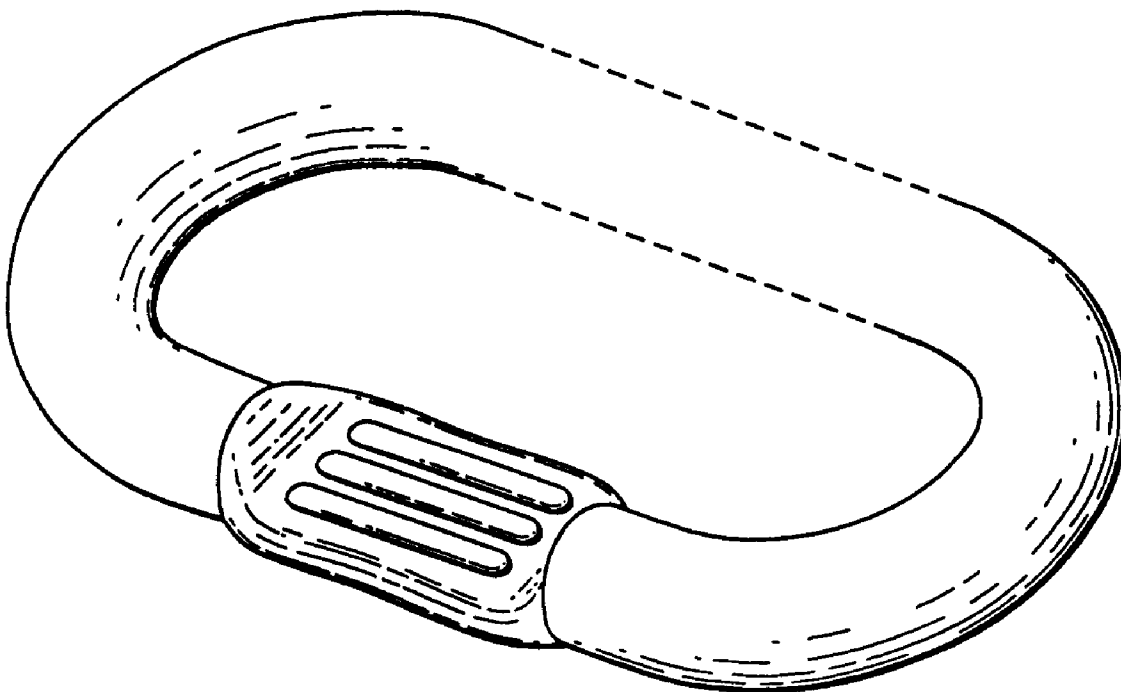
The broken lines showing of a portion of the tie down hoop is for illustrative purposes only and forms no part of the claimed design.

[56] **References Cited**

U.S. PATENT DOCUMENTS

D. 242,111 11/1976 Proskin D8/333

1 Claim, 2 Drawing Sheets



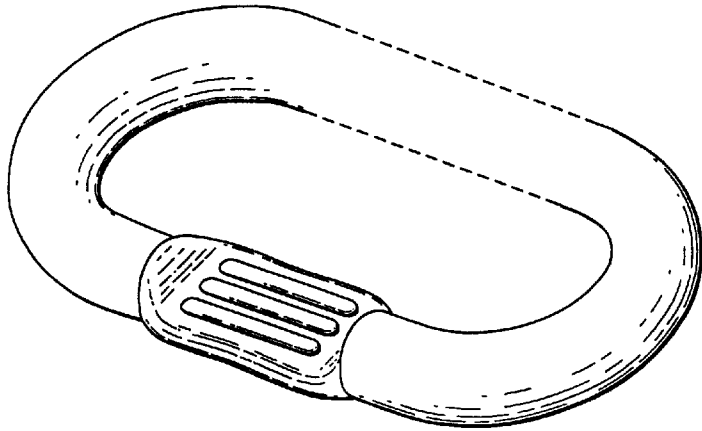


FIG. 1

FIG. 2


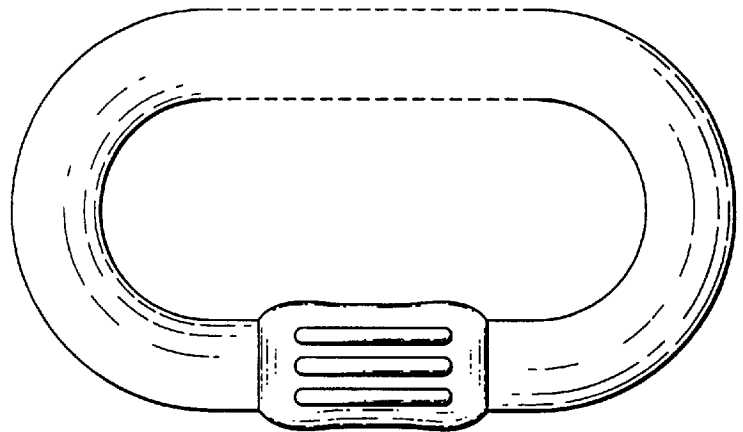


FIG. 3



FIG. 4



FIG. 5