(No Model.)

G. TOLMIE.

REIN GUARD.

No. 590,194. Patented Sept. 14, 1897.

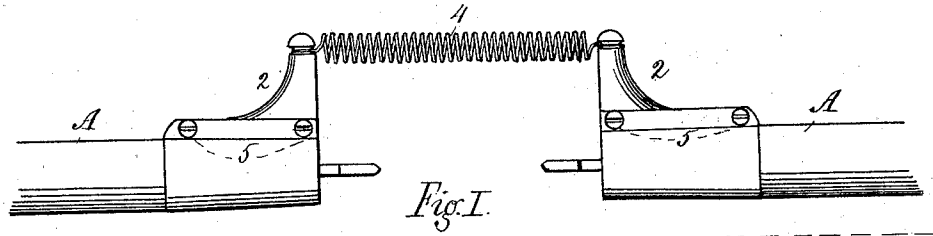

Fig. I.

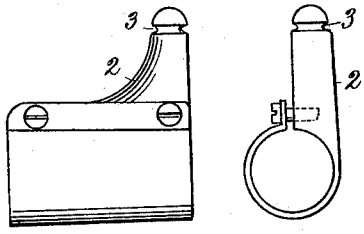

Fig. III.

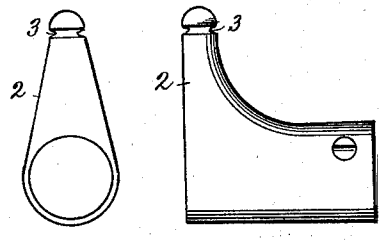

Fig. II.

Witnesses
R. S. Millar
L. M. Adams.

Inventor
Geo. Tolmie.
by J. Bailey Atty

THE NORRIS PETERS CO., PHOTO-LITHO., WASHINGTON, D. C.

UNITED STATES PATENT OFFICE.

GEORGE TOLMIE, OF CARBON, WYOMING, ASSIGNOR TO FRED M. BAKER, OF RAWLINS, WYOMING.

REIN-GUARD.

SPECIFICATION forming part of Letters Patent No. 590,194, dated September 14, 1897.

Application filed February 8, 1896. Renewed February 27, 1897. Serial No. 625,394. (No model.)

To all whom it may concern:

Be it known that I, GEORGE TOLMIE, a citizen of the United States, residing at Carbon, in the county of Carbon and State of Wyoming, have invented a new and useful Improvement in Rein-Guards, which improvement is fully set forth in the following specification and accompanying drawings, in which—

Figure 1 is a view of the inner ends of a pair of singletrees provided with my improved rein-guard; Fig. 2, details showing one form of the standards which support the rein-guard, and Fig. 3 details of a modified form of the same.

My invention pertains to sundry improvements in rein-guards for singletrees; and my object is to provide a simple, inexpensive, and reliable device designed to prevent the inconvenience as well as the accidents which are frequently caused by one or both the driving-reins dropping between and passing under the inner ends of the singletrees, a position from which it is sometimes difficult to release them.

The peculiar advantages of the invention will be easily understood by reference to the accompanying drawings, in which—

A A represent the inner extremities of a pair of singletrees which are attached to the doubletree in any desired manner. Standards 2, having sockets formed on their lower ends, are mounted on the adjacent ends of the singletrees. The standards are encircled near their tops by a groove 3 to receive the looped ends of a coiled spring 4, which may be made of wire of suitable size. Any other elastic material may be substituted for the wire, if preferred. The loops should be sufficiently large to engage the grooves without being so closely fitted as to prevent a free movement.

It will be observed that the interval between the ends of the singletrees is spanned by the spring without interfering with their oscillatory movement, and the driving-reins cannot drop between them and become entangled between the double and single trees. It will also be understood that the device may be utilized with advantage for either old or new singletrees. If desired for use with old singletrees, the standard is constructed as shown in Fig. 3, in which the lower end is provided with an extension bent into circular form, forming a spring-loop, the end of which is bent outwardly, forming a lug, through which passes a set-screw 5, which engages in a correspondingly-threaded aperture in the standard.

What I claim as new is—

1. The combination with the singletrees of the detachable standards connected with the inner ends thereof having peripheral grooves near the free ends and the spring connected therewith, substantially as described.

2. The combination with the whiffletrees and the detachable standards having their inner ends bent into a spring-loop formed with a lug, the set-screw passing therethrough and engaging with a correspondingly-threaded aperture in the standard and the free ends of the standards formed with peripheral grooves, of the coiled springs having their ends connected with said standards and seated in the said grooves, substantially as described.

In testimony that I claim the foregoing I have hereunto set my hand, this 23d day of January, 1896, in the presence of witnesses.

GEORGE TOLMIE.

Witnesses:
MARY E. TOLMIE,
S. H. GAY.