



US00D989552S

(12) **United States Design Patent**  
**Huang et al.**

(10) **Patent No.:** **US D989,552 S**

(45) **Date of Patent:** **\*\* Jun. 20, 2023**

(54) **KNIFE**

B26B 11/00; B26B 11/006; B26B 17/00;  
B26B 17/006; B26B 29/02; B26B 29/063;  
B26B 27/00

(71) Applicant: **Fiskars Finland Oy Ab**, Helsinki (FI)

See application file for complete search history.

(72) Inventors: **Chao Huang**, Helsinki (FI); **Tao Huang**, Helsinki (FI); **Petteri Masalin**, Helsinki (FI)

(56) **References Cited**

U.S. PATENT DOCUMENTS

(73) Assignee: **FISKARS FINLAND OY AB**, Helsinki (FI)

2,279,833	A *	4/1942	Madan	.....	B26B 9/00
					D7/649
D229,472	S *	12/1973	Collins	.....	D7/649
D448,442	S *	9/2001	Cheng	.....	D22/118
D554,952	S *	11/2007	Smith	.....	D7/664
D634,974	S *	3/2011	Oakes	.....	D7/649
D664,826	S *	8/2012	Lebeau	.....	D8/99
D717,112	S *	11/2014	Wang	.....	D7/642
D737,110	S *	8/2015	Schuff	.....	D8/99
D756,170	S *	5/2016	Cook	.....	D7/649
D830,137	S *	10/2018	Liming	.....	D7/395
D836,391	S *	12/2018	Liming	.....	D7/649

(\*\*) Term: **15 Years**

(21) Appl. No.: **29/837,088**

(22) Filed: **May 2, 2022**

(Continued)

**Related U.S. Application Data**

(62) Division of application No. 29/808,652, filed on Sep. 22, 2021, now Pat. No. Des. 962,722.

*Primary Examiner* — Ricky Pham

(74) *Attorney, Agent, or Firm* — Leason Ellis LLP

(30) **Foreign Application Priority Data**

Apr. 22, 2021 (EM) ..... 008514319

(57) **CLAIM**

The ornamental design for a knife, as shown and described.

(51) **LOC (14) Cl.** ..... **07-03**

**DESCRIPTION**

(52) **U.S. Cl.**

USPC ..... **D7/401.2**; D7/649

(58) **Field of Classification Search**

USPC ..... D7/393–395, 401.2, 642–652, 664, 693,  
D7/695–696; D8/20, 51, 93, 97–100,  
D8/107, 300, 321; D22/117–118

CPC ..... A01B 1/20; A01B 1/22; A22C 25/006;  
A47G 21/06; A47G 21/065; A61B  
17/3211; A61B 17/3213; B21D 53/64;  
B25G 3/36; B26B 1/00; B26B 1/08;  
B26B 1/10; B26B 3/00; B26B 3/02;  
B26B 3/03; B26B 3/04; B26B 3/06;  
B26B 3/08; B26B 5/00; B26B 5/001;  
B26B 5/006; B26B 5/007; B26B 7/00;  
B26B 7/005; B26B 9/00; B26B 9/02;

FIG. 1 is a perspective view of a knife according to our new design;

FIG. 2 is a front view thereof;

FIG. 3 is a rear view thereof;

FIG. 4 is a right-side view thereof;

FIG. 5 is a left-side view thereof;

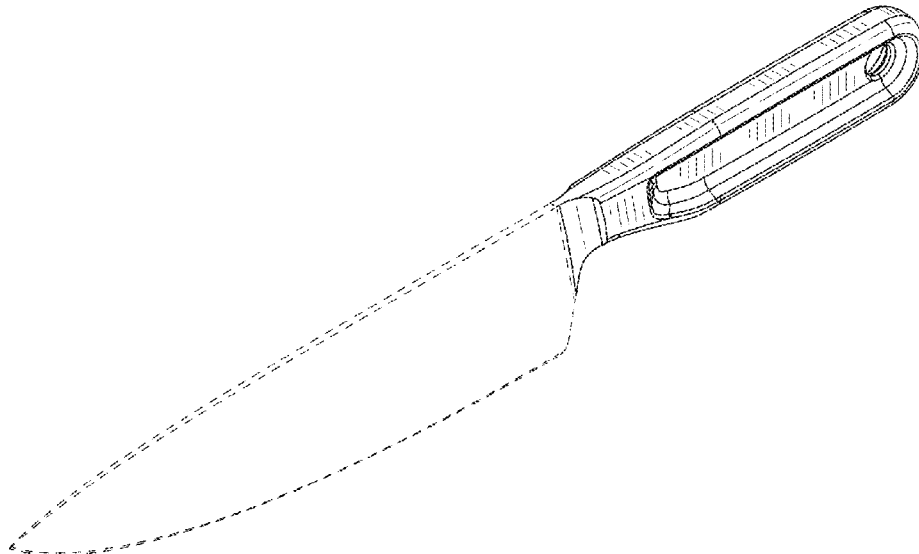
FIG. 6 is a top plan view thereof; and,

FIG. 7 is a bottom plan view thereof.

Conventional shading is illustrated for purposes of highlighting the line drawings, but forms no part of the claimed design.

The broken lines in the drawings illustrate portions of the knife and form no part of the claimed design.

**1 Claim, 7 Drawing Sheets**



(56)

**References Cited**

U.S. PATENT DOCUMENTS

D836,392 S \* 12/2018 Liming ..... D7/649  
D962,722 S \* 9/2022 Huang ..... D7/649

\* cited by examiner

FIG. 1

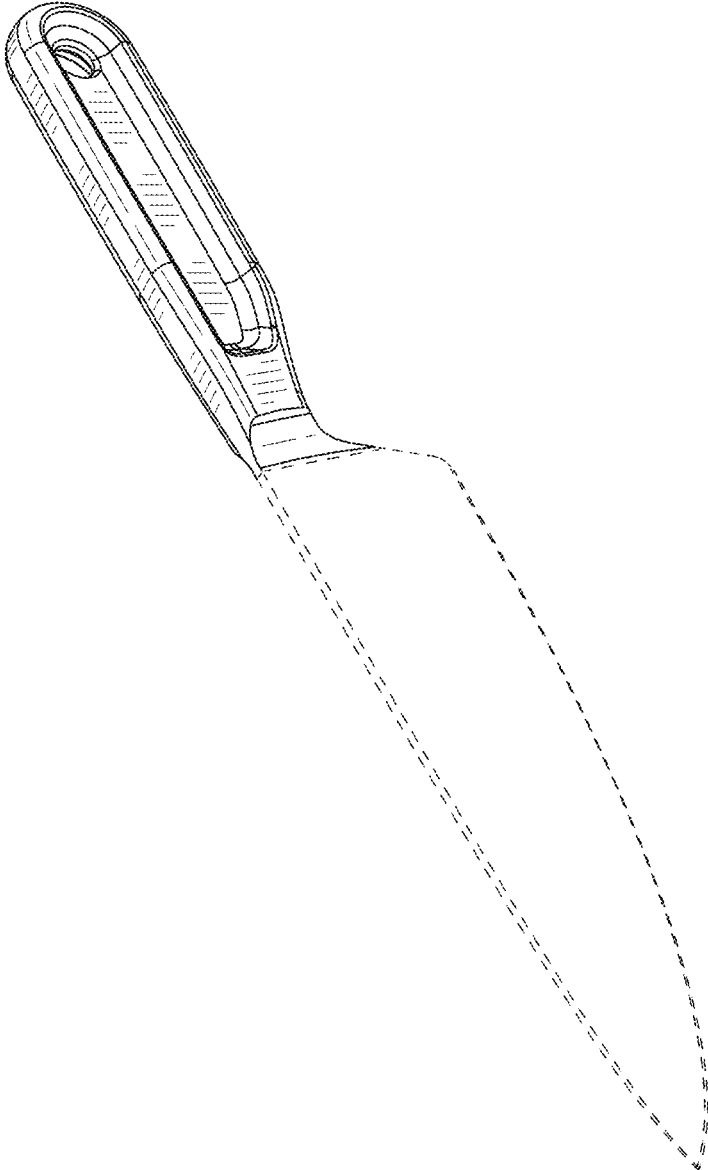


FIG. 2

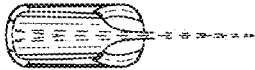


FIG. 3

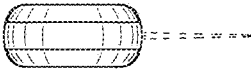


FIG. 4

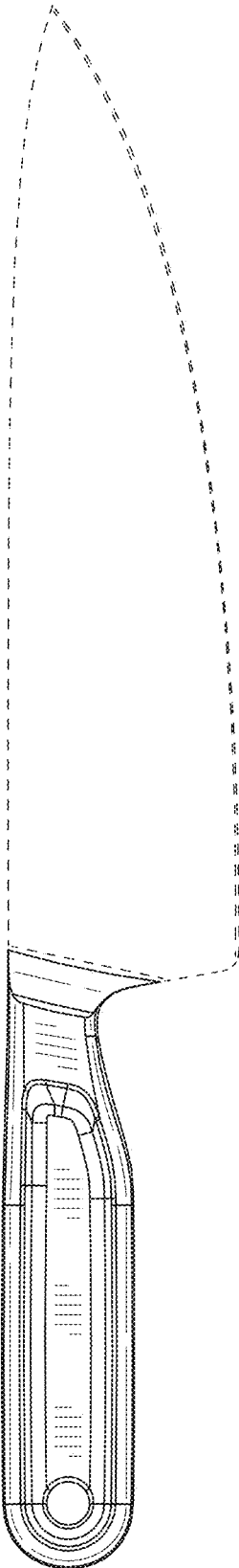


FIG. 5




FIG. 6




FIG. 7

