



US00D710683S

(12) **United States Design Patent**
Kishida

(10) **Patent No.:** **US D710,683 S**

(45) **Date of Patent:** **** Aug. 12, 2014**

(54) **WHEEL NUT**

(71) Applicant: **Kyo-Ei Industrial Corporation**, Osaka (JP)

(72) Inventor: **Daisaku Kishida**, Osaka (JP)

(73) Assignee: **Kyo-Ei Industrial Corporation**, Osaka-shi (JP)

(**) Term: **14 Years**

(21) Appl. No.: **29/477,677**

(22) Filed: **Dec. 24, 2013**

(51) **LOC (10) Cl.** **08-08**

(52) **U.S. Cl.**
USPC **D8/397**

(58) **Field of Classification Search**
USPC D8/397, 394, 382, 349, 399, 387, 392;
411/427, 429, 432, 918, 179, 180, 190,
411/327, 531; D23/303; 605/232; 248/154
See application file for complete search history.

(56) **References Cited**

U.S. PATENT DOCUMENTS

4,027,572	A *	6/1977	Burge	411/436
4,170,918	A *	10/1979	Burge	411/427
4,938,108	A *	7/1990	Mekler	81/176.15
D510,259	S *	10/2005	Yoshimoto	D8/397

7,237,464	B2 *	7/2007	Mekler	81/441
D590,243	S *	4/2009	Bush	D8/397
D612,716	S *	3/2010	Lutz et al.	D8/397
D637,901	S *	5/2011	Hinton et al.	D8/397
D648,775	S *	11/2011	Rockett	D17/22
D701,113	S *	3/2014	Baker et al.	D8/397
2003/0152442	A1 *	8/2003	Curley et al.	411/427
2005/0207861	A1 *	9/2005	Leatherman et al.	411/15

* cited by examiner

Primary Examiner — Cynthia Underwood
(74) *Attorney, Agent, or Firm* — Mori & Ward, LLP

(57) **CLAIM**

The ornamental design for a wheel nut, as shown and described.

DESCRIPTION

FIG. 1 is a front elevational view of a wheel nut, showing my design, with the rear elevational view being a mirror image thereof;

FIG. 2 is a top, plan view thereof, with the bottom view being a mirror image thereof;

FIG. 3 is a right side elevational view thereof;

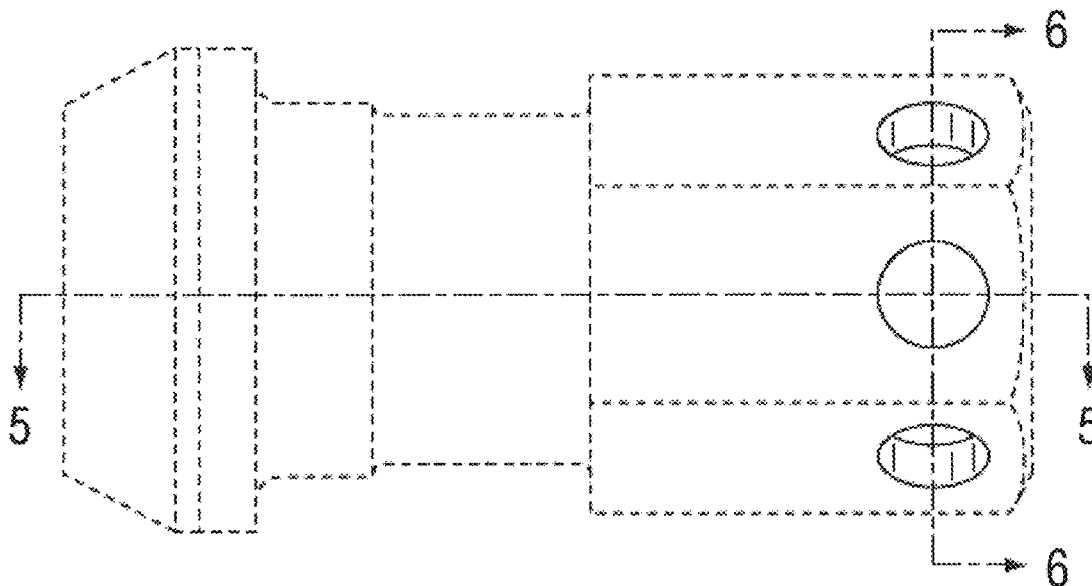
FIG. 4 is a left side elevational view thereof;

FIG. 5 is a cross-sectional view thereof taken along lines 5-5 in FIG. 1; and,

FIG. 6 is a cross-sectional view thereof taken along lines 6-6 in FIG. 1.

The broken lines represent environmental structures and form no part of the claim.

1 Claim, 3 Drawing Sheets



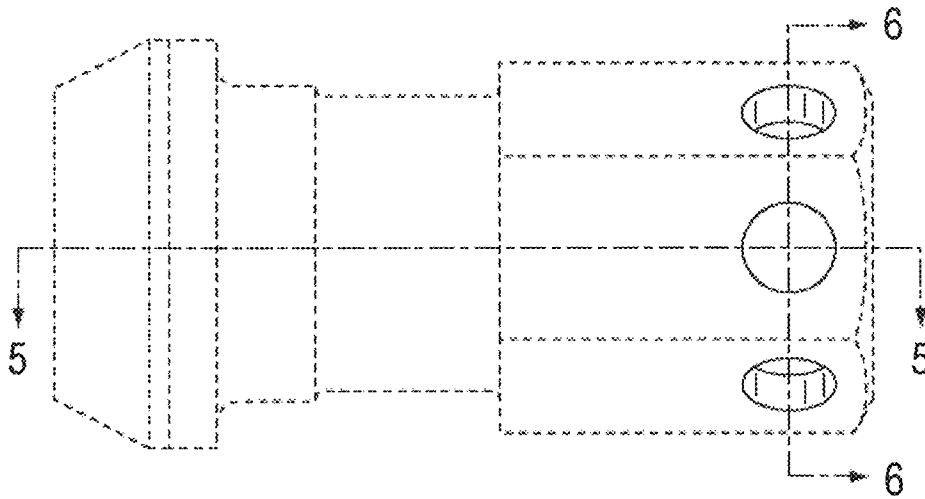


FIG. 1

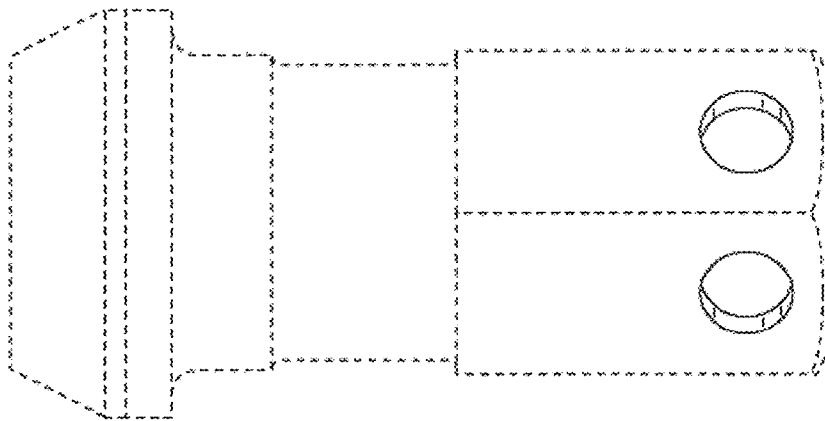


FIG. 2

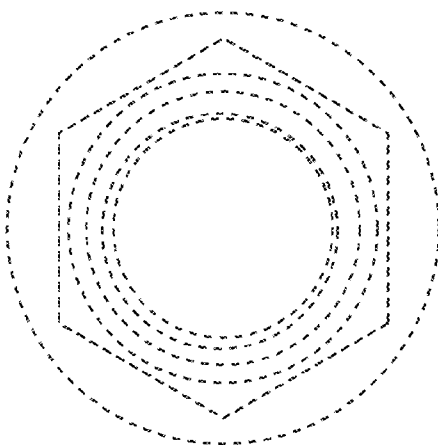


FIG. 3

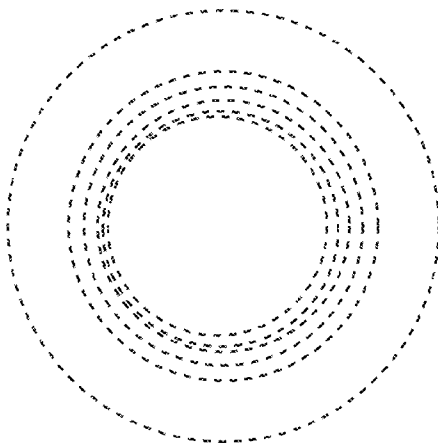


FIG. 4

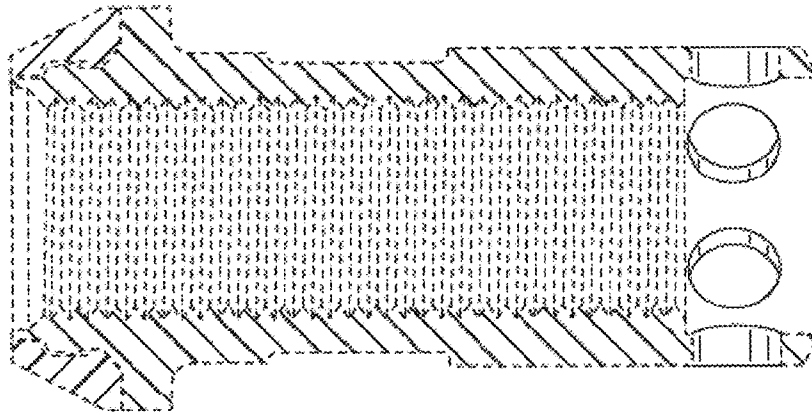


FIG. 5

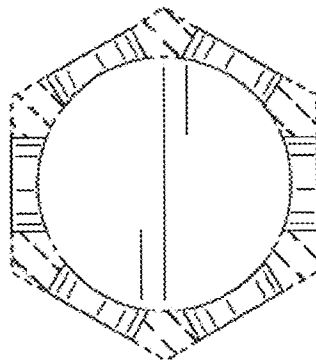


FIG. 6