



US00D349891S

United States Patent [19]

[11] Patent Number: **Des. 349,891**

Matsumoto et al.

[45] Date of Patent: **** Aug. 23, 1994**

[54] **DISC DRIVE**

D. 340,448 10/1993 Inoue et al. D14/109

[75] Inventors: **Kenji Matsumoto, Houya; Takashi Watanabe, Ichikawa; Katsuhiko Noda, Higashiyamoto, all of Japan**

OTHER PUBLICATIONS

Brochure of "Alps Electric DF 32 Series", Mar. 1992.

[73] Assignee: **Teac Corporation, Japan**

Primary Examiner—Wallace R. Burke

Assistant Examiner—Freda S. Nunn

[**] Term: **14 Years**

Attorney, Agent, or Firm—Ladas & Parry

[21] Appl. No.: **1,392**

[57] CLAIM

The ornamental design for a disc drive, as shown and described.

[22] Filed: **Nov. 12, 1992**

[30] Foreign Application Priority Data

DESCRIPTION

Jun. 23, 1992 [JP] Japan 4-18727

[52] U.S. Cl. **D14/109**

[58] Field of Search 312/208.1, 223.2, 223.3, 312/194; 360/99.12; 361/622, 724, 727; D14/100, 107, 108, 109; D13/162, 184, 199

FIG. 1 is a front elevational view of disc drive showing our new design;

FIG. 2 is a rear elevational view thereof;

FIG. 3 is a left side elevational view thereof;

FIG. 4 is a right side elevational view thereof;

FIG. 5 is a top plan view thereof;

FIG. 6 is a bottom plan view thereof; and,

FIG. 7 is a reduced front top and right side perspective view thereof.

[56] References Cited

U.S. PATENT DOCUMENTS

D. 334,918 4/1993 Hirose et al. D14/109

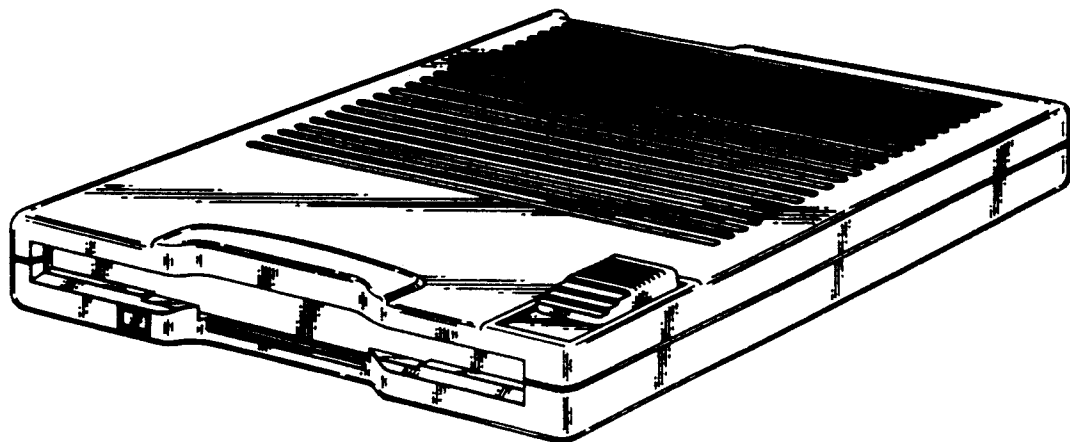
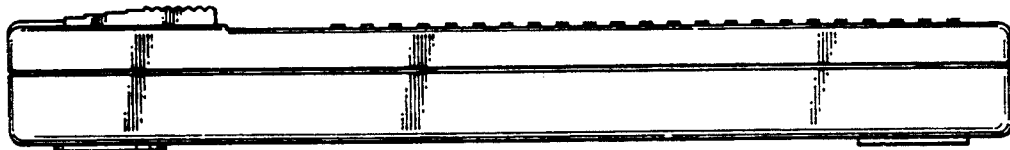


FIG. 1

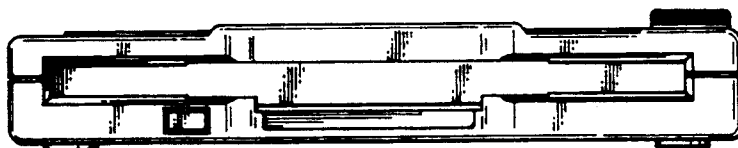


FIG. 2

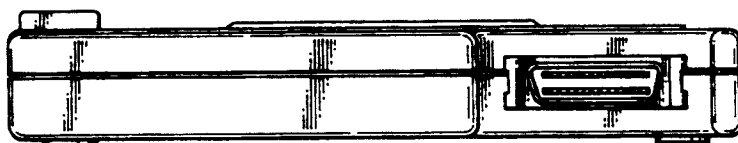


FIG. 3

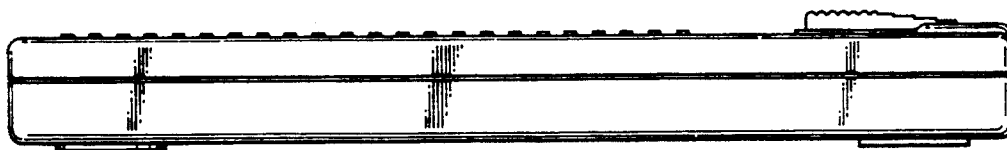


FIG. 4

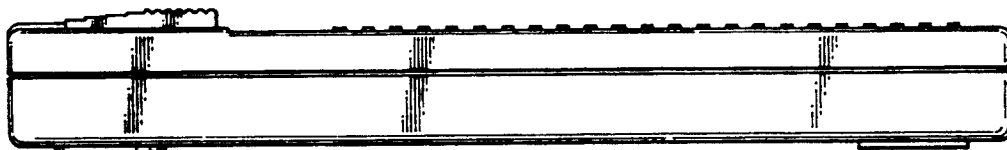


FIG. 5

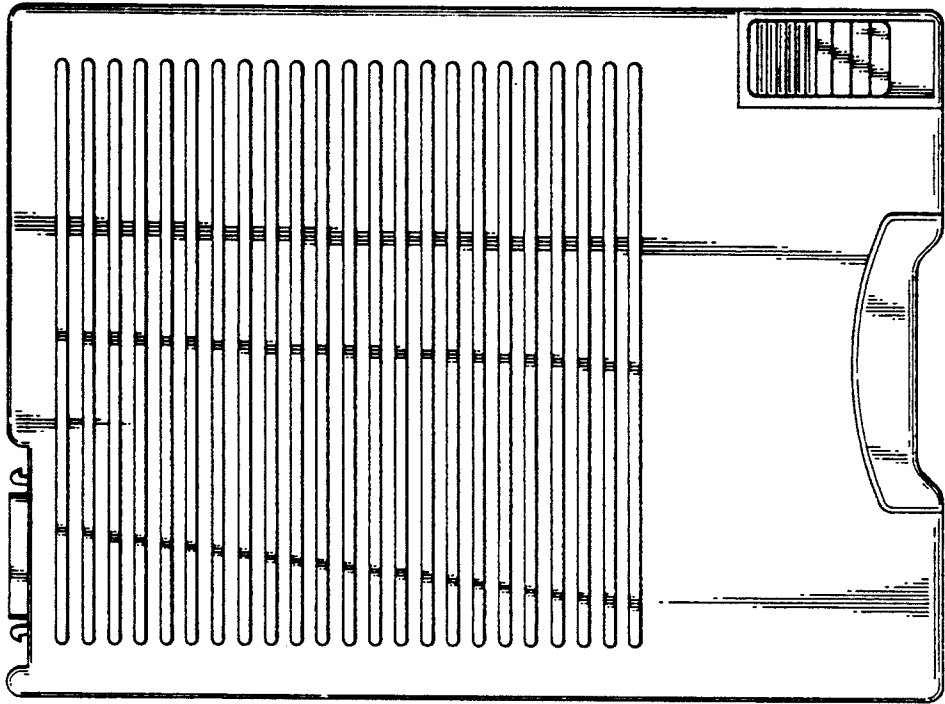


FIG. 6

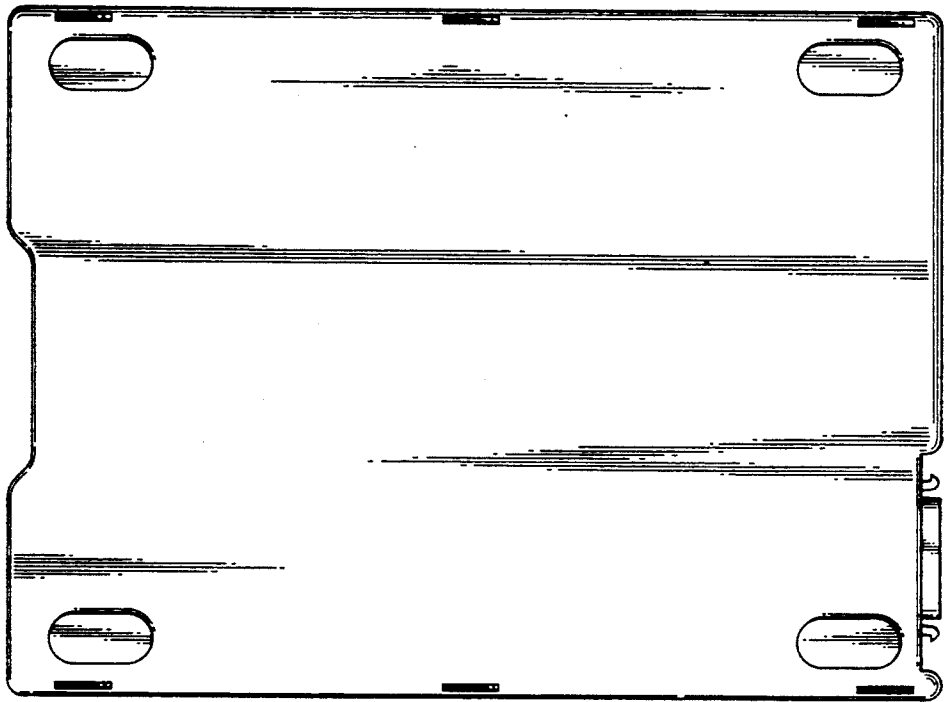


FIG. 7

