



US00D600985S

(12) **United States Design Patent**
Forsythe

(10) **Patent No.:** **US D600,985 S**

(45) **Date of Patent:** **** Sep. 29, 2009**

(54) **STAPLE PULLER WITH APERTURE**

(76) Inventor: **Kevin N. Forsythe**, 3804 E. Crystal
Lake Ave., Crystal Lake, IL (US) 60014

(**) Term: **14 Years**

(21) Appl. No.: **29/314,626**

(22) Filed: **Apr. 16, 2009**

(51) **LOC (9) Cl.** **19-02**

(52) **U.S. Cl.** **D8/48**

(58) **Field of Classification Search** D8/102-105,
D8/14, 48, 98, 50, 89, 78, 75, 26; D19/72;
D24/145, 147; D3/208, 210; 254/28; 7/158,
7/160, 144, 147

See application file for complete search history.

(56) **References Cited**

U.S. PATENT DOCUMENTS

D33,820	S	*	1/1901	Faurest	D8/48
D58,569	S	*	8/1921	Hermanson	D8/48
1,410,426	A	*	3/1922	Torgerson	254/28
1,715,826	A	*	6/1929	Fielding	254/28
2,462,250	A	*	2/1949	Andrews	254/28
4,336,832	A	*	6/1982	Poulos	81/20
D271,275	S	*	11/1983	Richilano	D8/26
D291,402	S	*	8/1987	Square	D8/75
D300,111	S	*	3/1989	Square	D8/75
5,303,748	A	*	4/1994	Haldemann	140/123
D366,604	S	*	1/1996	Welch, Jr.	D8/77
5,586,584	A	*	12/1996	Haldemann	140/123.5

6,314,599	B1	*	11/2001	Hay	7/117
6,701,560	B2	*	3/2004	Foley	7/144
D512,294	S	*	12/2005	Jessamine	D8/75
D525,506	S	*	7/2006	Downing, Jr.	D8/78
D588,894	S	*	3/2009	Chen	D8/89

* cited by examiner

Primary Examiner—Cathron C Brooks

Assistant Examiner—Austin Murphy

(74) *Attorney, Agent, or Firm*—Mathew R. P. Perrone, Jr.;
Brie A. Crawford

(57) **CLAIM**

The ornamental design for a staple puller with aperture, as shown and described.

DESCRIPTION

FIG. 1 is a perspective view of a staple puller with aperture showing my new design;

FIG. 2 is a front plan view thereof;

FIG. 3 is a rear plan view thereof;

FIG. 4 is a top plan view thereof;

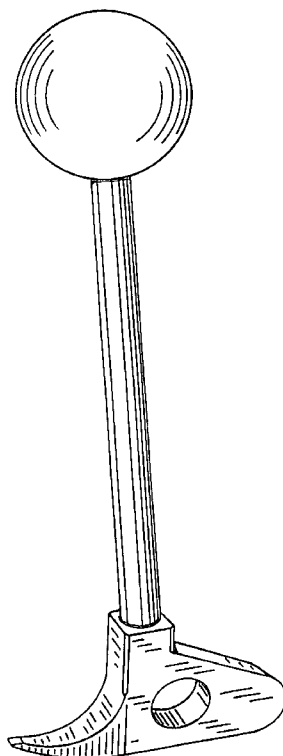
FIG. 5 is a bottom plan view thereof;

FIG. 6 is a side view thereof;

FIG. 7 is the opposite side view thereof; and,

FIG. 8 is perspective view thereof with the handle shown removed for completeness of illustration.

1 Claim, 6 Drawing Sheets



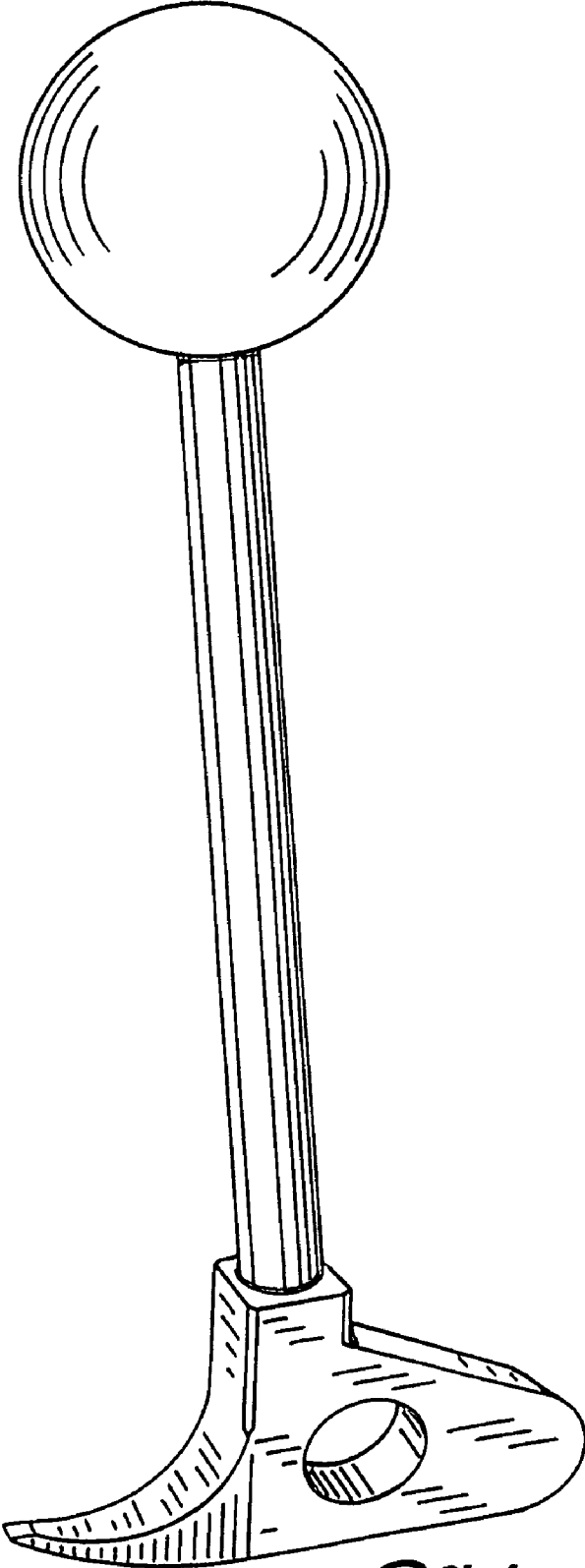


FIG. 1.

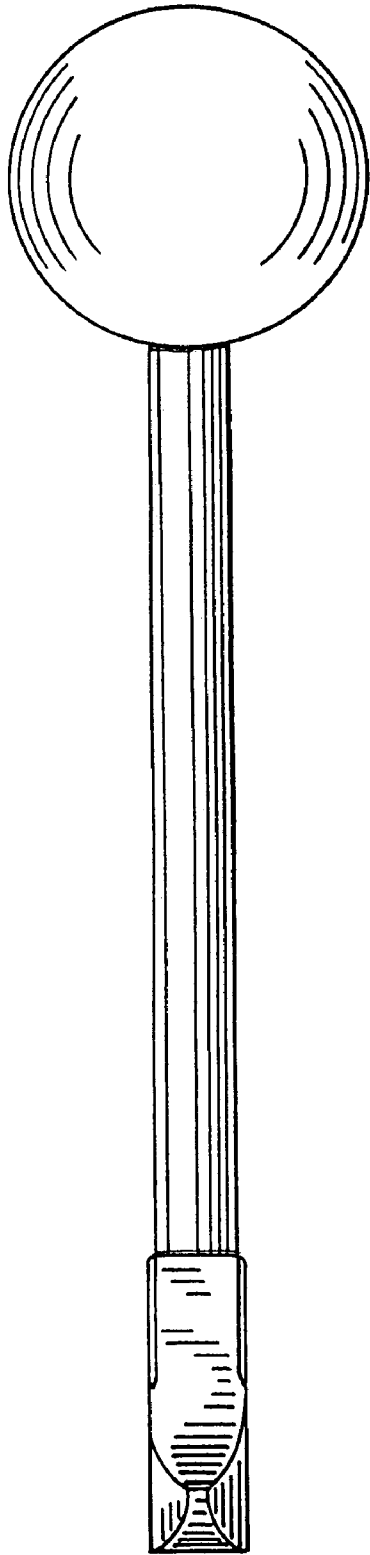


Fig. 2.

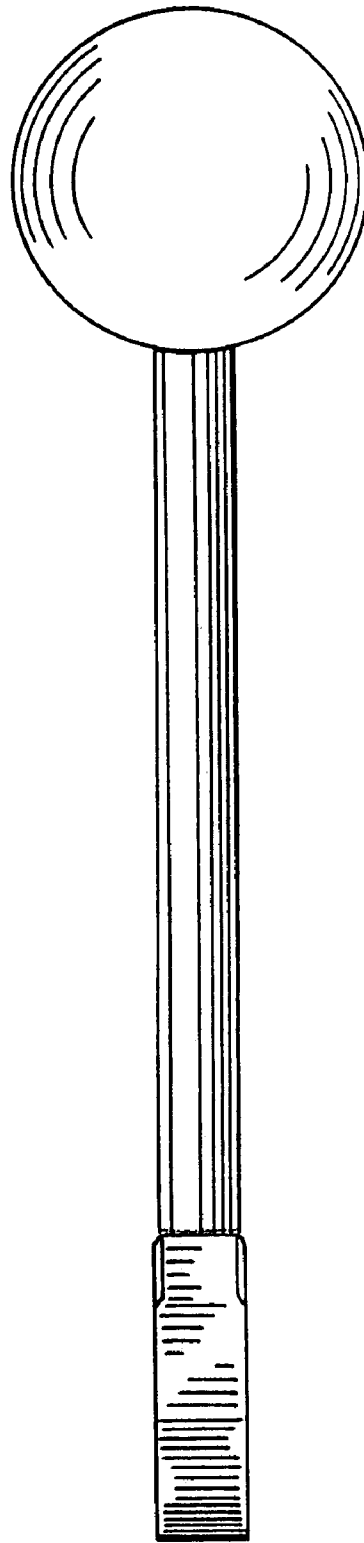


Fig. 3.

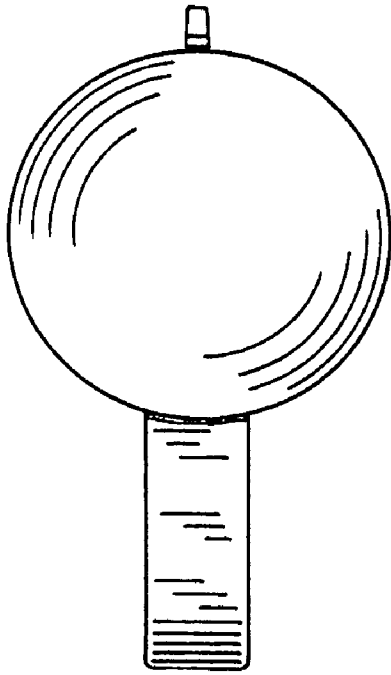


Fig. 4.

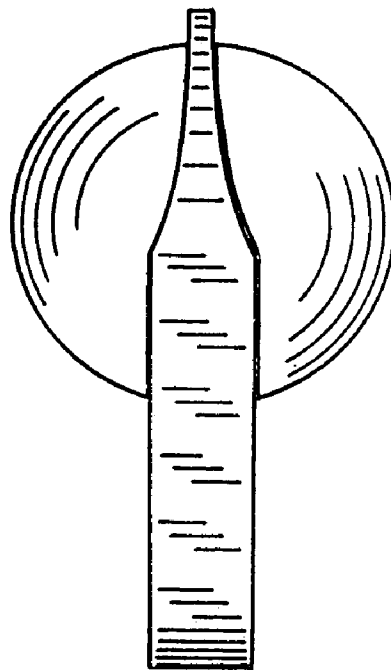


Fig. 5.

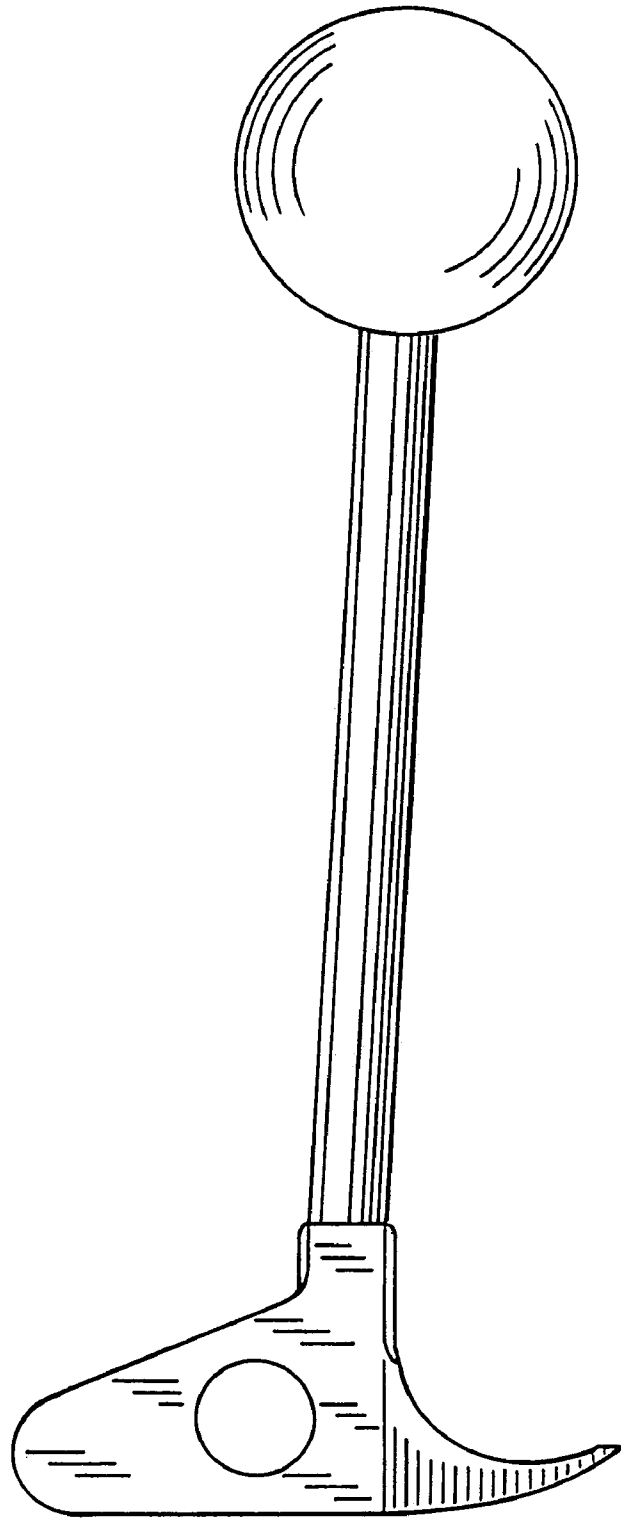


FIG. 6.

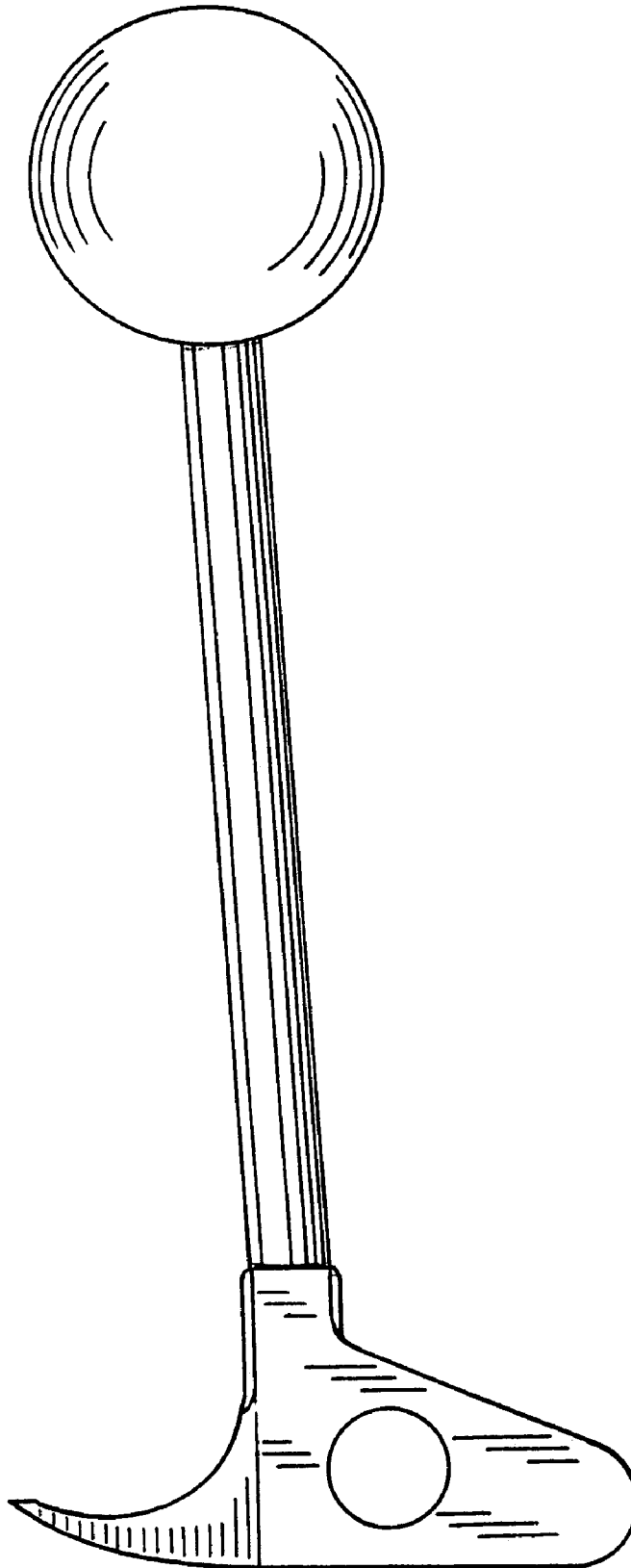


Fig. 7.

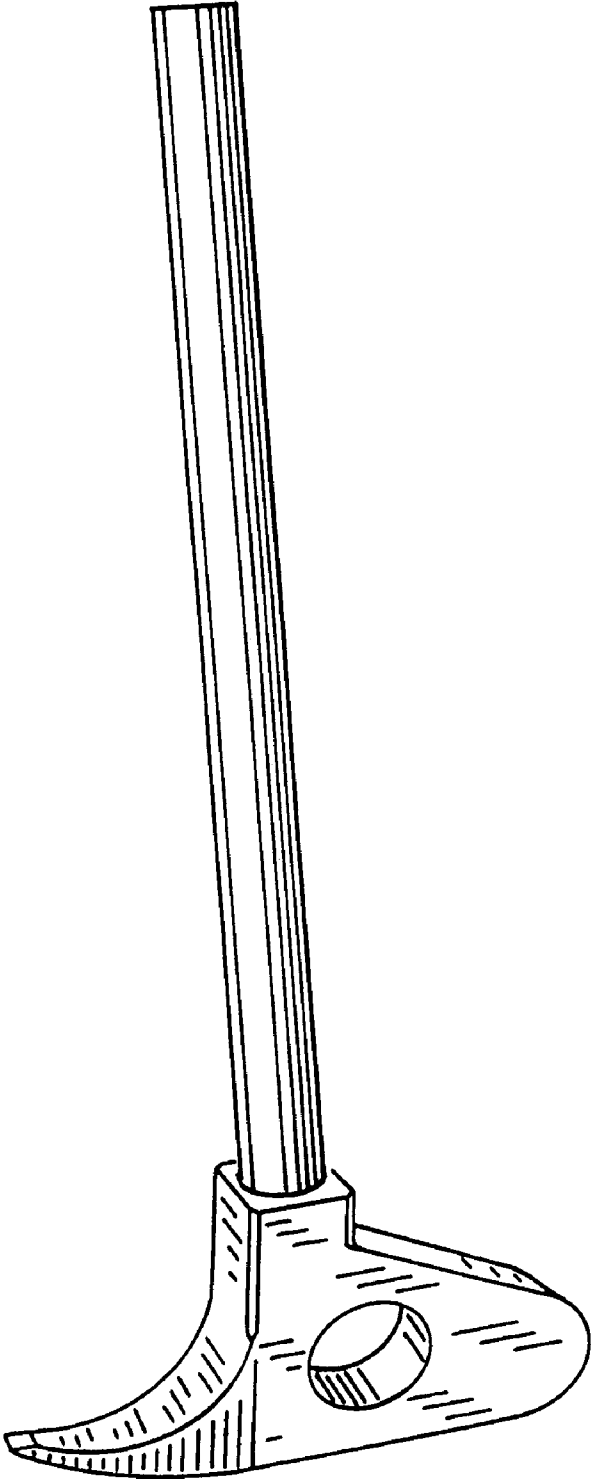


Fig. 8.