



(19) **United States**

(12) **Patent Application Publication**
FUKUTA et al.

(10) **Pub. No.: US 2002/0008081 A1**

(43) **Pub. Date: Jan. 24, 2002**

(54) **PROCESS FOR THE SURFACE TREATMENT OF ALUMINUM SUPPORT FOR PRINTING PLATE**

(52) **U.S. Cl.** 216/52; 216/89; 216/91; 216/92; 216/93; 216/102

(76) Inventors: **HIROSHI FUKUTA, SHIZUOKA (JP); HIDEKI MIWA, SHIZUOKA (JP)**

(57) **ABSTRACT**

Correspondence Address:
SUGHRUE MION ZINN MACPEAK & SEAS
2100 PENNSYLVANIA AVENUE NW
WASHINGTON, DC 20037

Disclosed is a process for the surface treatment of an aluminum support for printing plate which comprises a step of brush-graining with an abrasive brush and an abrasive slurry, characterized in that as the abrasive there is used aluminum hydroxide, the aluminum hydroxide which has been used in graining is dissolved in a sodium aluminate solution and the sodium aluminate solution having a raised supersaturation degree, the aluminum hydroxide which has been left undissolved and seed crystal aluminum hydroxide undergo hydrolysis reaction to produce crystalline aluminum hydroxide which is then purified and recovered. The above process for the surface treatment of an aluminum support for printing plate can realize the reduction of the discharged amount of waste from the step of surface treatment of an aluminum plate as a lithographic printing plate support and the used amount of chemicals and abrasive to allow an extremely inexpensive stable production of an aluminum support for printing plate as compared with the prior art.

(*) Notice: This is a publication of a continued prosecution application (CPA) filed under 37 CFR 1.53(d).

(21) Appl. No.: **09/135,171**

(22) Filed: **Aug. 18, 1998**

(30) **Foreign Application Priority Data**

Aug. 22, 1997 (JP) 9-226747

Publication Classification

(51) **Int. Cl.⁷** C23F 1/00; C25F 3/00

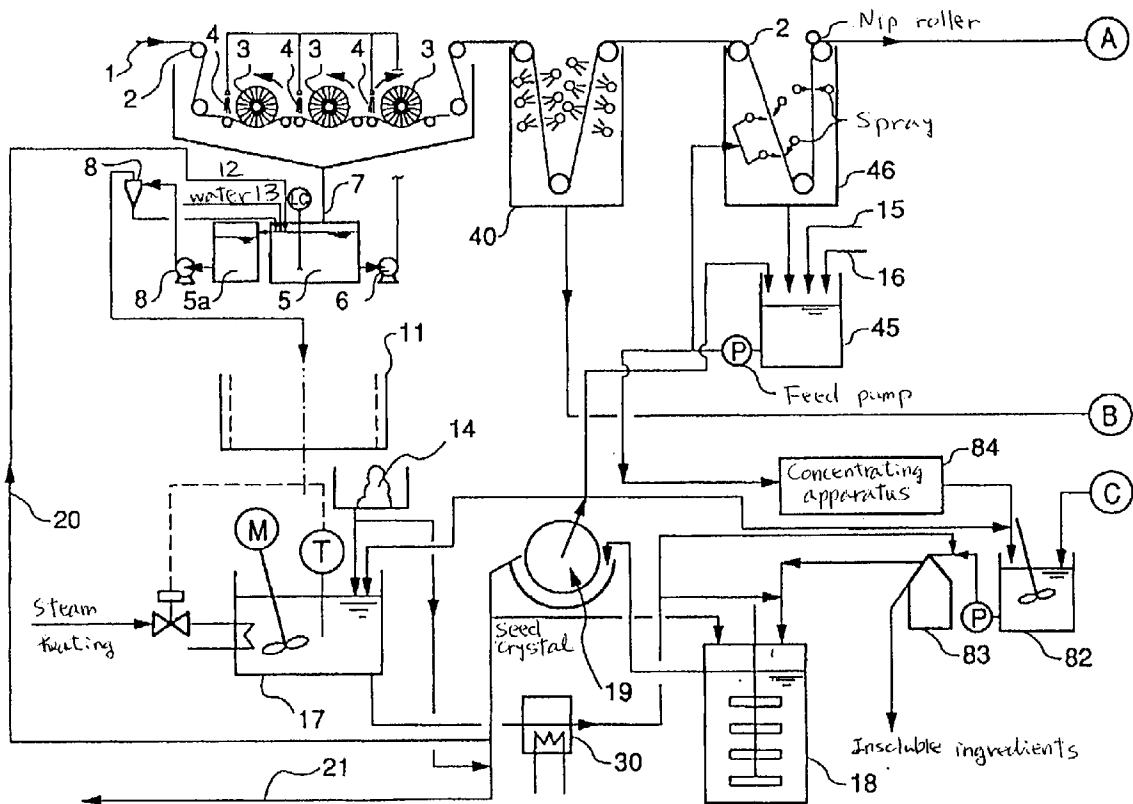


Fig. 1

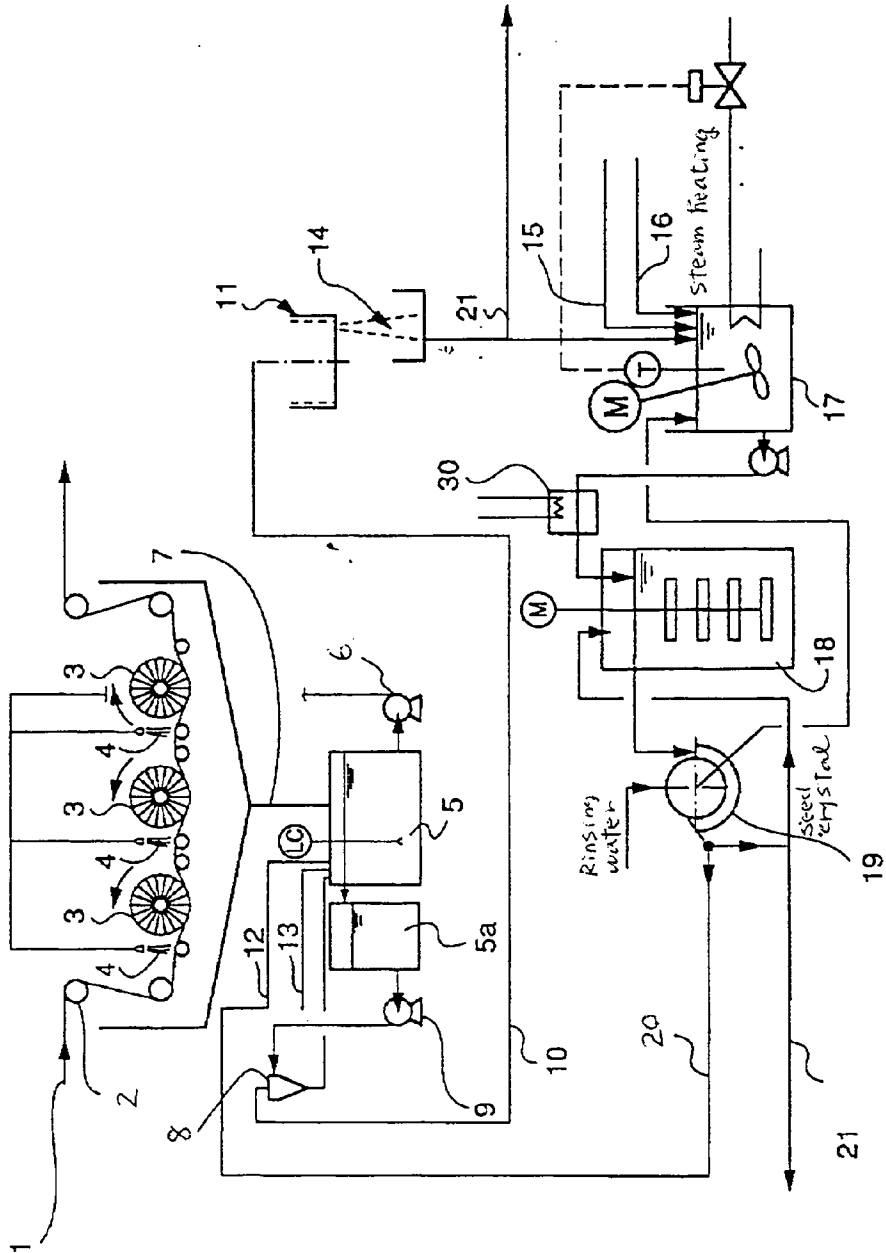


Fig. 2

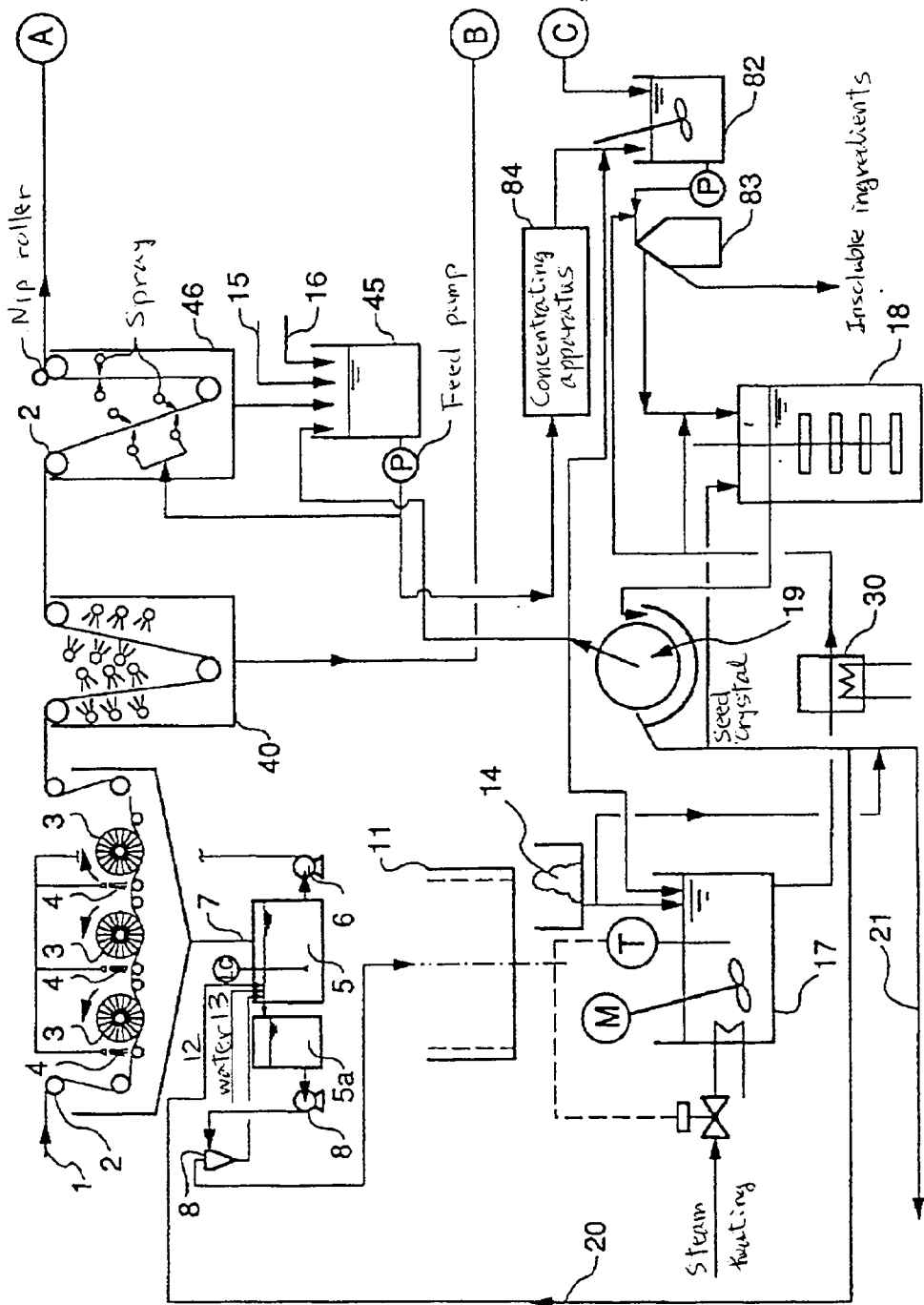
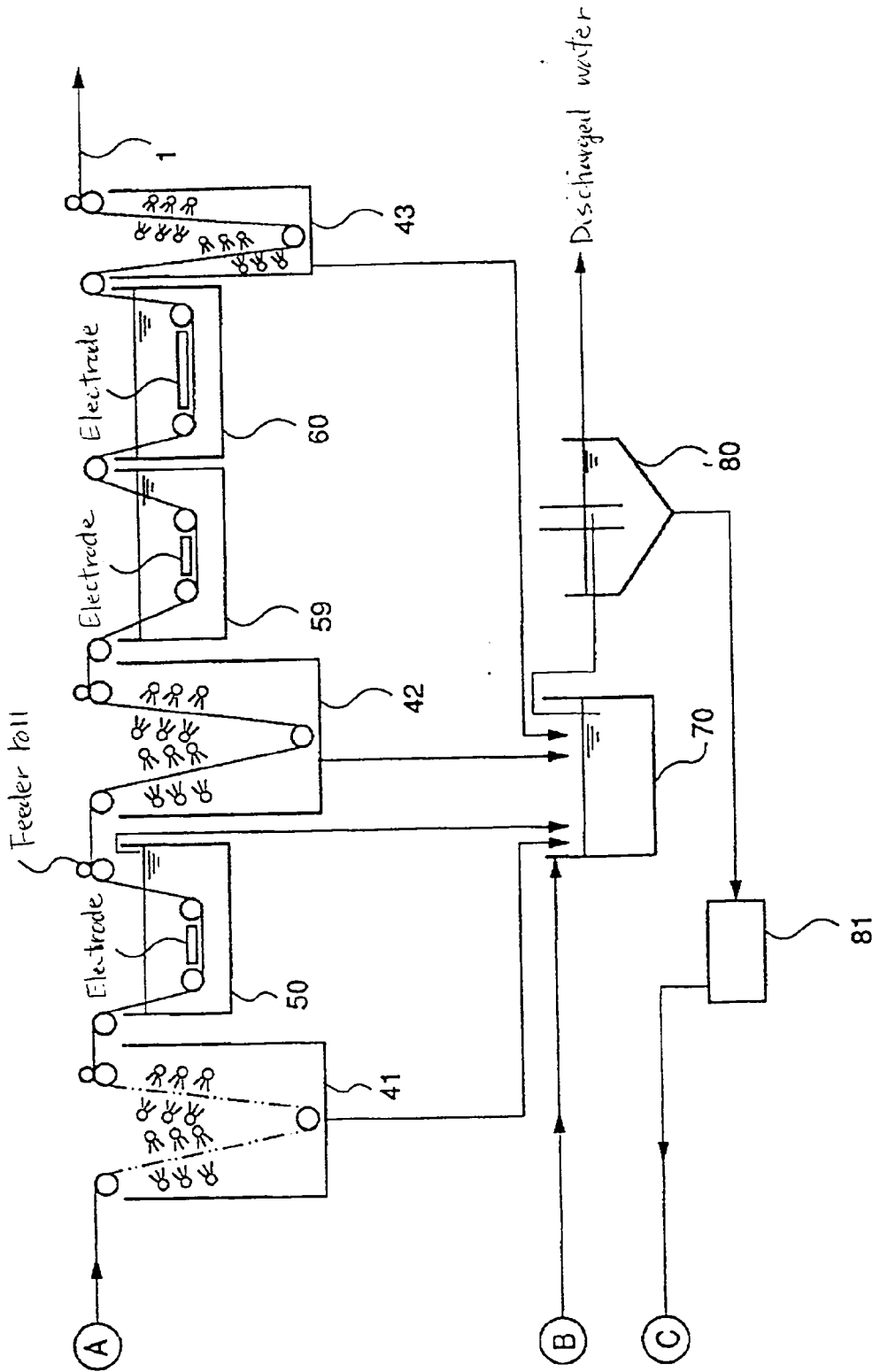


Fig. 3



DECLARATION AND POWER OF ATTORNEY

As a below named inventor, I hereby declare that my residence, post office address and citizenship are as stated below next to my name: that I verily believe I am the original, first and sole inventor (if only one name is listed below) or a joint inventor (if plural names are listed below) of the subject matter claimed and for which a patent is sought in the application entitled:

PROCESS FOR THE SURFACE TREATMENT OF ALUMINUM SUPPORT FOR PRINTING PLATE

which application is:
 the attached application
 (for original application)

application Serial No. _____
 filed _____, and amended on _____

(for declaration not accompanying application)

that I have reviewed and understand the contents of the specification of the above-identified application, including the claims, as amended by any amendment referred to above; that I acknowledge my duty to disclose information of which I am aware and which is material to the examination of this application under 37 C.F.R. 1.56(a); and that I hereby claim foreign priority benefits under Title 35, United States Code §119, §172 or §365 of any foreign application(s) for patent or inventor's certificate listed below and have also identified on said list any foreign application for patent or inventor's certificate on this invention having a filing date before that of the application on which priority is claimed:

Application Number	Country	Filing Date	Priority Claimed (yes or no)
P. Hei. 9-226747	Japan	August 22, 1997	yes

I hereby claim the benefit of Title 35, United States Code §120 of any United States application(s) listed below and, insofar as the subject matter of each of the claims of this application is not disclosed in a listed prior United States application in the manner provided by the first paragraph of Title 35, United States Code, §112, I acknowledge my duty to disclose any material information under 37 C.F.R. 1.56(a) which occurred between the filing date of the prior application and the national or PCT international filing date of this application:

Application Serial No.	Filing Date	Status (patented, pending, abandoned)
------------------------	-------------	--

I hereby appoint John H. Mion, Reg. No. 18,879; Donald E. Zinn, Reg. No. 19,046; Thomas J. Macpeak, Reg. No. 19,292; Robert J. Seas, Jr., Reg. No. 21,092; Darryl Mexic, Reg. No. 23,063; Robert V. Sloan, Reg. No. 22,775; Peter D. Olexy, Reg. No. 24,513; J. Frank Osha, Reg. No. 24,625; Waddell A. Biggart, Reg. No. 24,861; Robert G. McMorrow, Reg. No. 19,093; Louis Gubinsky, Reg. No. 24,835; Neil B. Siegel, Reg. No. 25,200; David J. Cushing, Reg. No. 28,703; John R. Inge, Reg. No. 26,916; Joseph J. Ruch, Jr., Reg. No. 26,577; Sheldon I. Landsman, Reg. No. 25,430; Richard C. Turner, Reg. No. 29,710; Howard L. Bernstein, Reg. No. 25,665; Alan J. Kasper, Reg. No. 25,426; Kenneth J. Burchfiel, Reg. No. 31,333; Gordon Kit, Reg. No. 30,764; Susan J. Mack, Reg. No. 30,951; Frank L. Bernstein, Reg. No. 31,484; Mark Boland, Reg. No. 32,197; William H. Mandir, Reg. No. 32,156; and Scott M. Daniels, Reg. No. 32,562, my attorneys to prosecute this application and to transact all business in the Patent and Trademark Office connected therewith, and request that all correspondence about the application be addressed to SUGHRUE, MION, ZINN, MACPEAK & SEAS, 2100 Pennsylvania Avenue, N.W., Washington, D.C. 20037.

I hereby declare that all statements made herein of my own knowledge are true and that all statements made on information and belief are believed to be true; and further that these statements were made with the knowledge that willful false statements and the like so made are punishable by fine or imprisonment, or both, under Section 1001 of Title 18 of the United States Code and that such willful false statements may jeopardize the validity of the application or any patent issuing thereon.

Date August 4, 1998 First Inventor Hiroshi Fukuta
First Name Middle Initial Last Name
 Residence Shizuoka, Japan Signature Hiroshi Fukuta
 Post Office Address c/o Fuji Photo Film Co., Ltd., 4000, Kawashiri, Yoshida-cho, Haibara-gun, Shizuoka, Japan
 Citizenship Japan

Date August 4, 1998 Second Inventor Hideki Miwa
First Name Middle Initial Last Name
 Residence Shizuoka, Japan Signature Hideki Miwa
 Post Office Address c/o Fuji Photo Film Co., Ltd., 4000, Kawashiri, Yoshida-cho, Haibara-gun, Shizuoka, Japan
 Citizenship Japan

PROCESS FOR THE SURFACE TREATMENT OF ALUMINUM SUPPORT FOR PRINTING PLATE

FIELD OF THE INVENTION

[0001] The present invention relates to a process for the surface treatment of an aluminum support for printing plate as a lithographic printing plate support. More particularly, the present invention relates to a process for the surface treatment of an aluminum support for printing plate which operates at a reduced running cost with a drastic reduction of industrial waste.

BACKGROUND OF THE INVENTION

[0002] As a support for lithographic printing plate there has heretofore been widely used an aluminum plate. This aluminum support for lithographic printing plate is subjected to roughening to enhance the adhesion to the photosensitive layer provided thereon. This roughening is carried out by continuously graining an aluminum support, e.g., by rubbing the aluminum support with an abrasive slurry (normally a mixture of pumice or pumicite obtained from igneous rock or alumina with water) under a rotating brush.

[0003] However, in order to maintain a predetermined grain, it is necessary to keep the grain size of the abrasive in a predetermined distribution. To this end, the abrasive which has been worn and ground to have a smaller grain size than the desired value needs to be discharged from the system through a classifier. Thus, it has taken a great cost to dispose of the abrasive used.

[0004] On the other hand, it has been practiced to etch the surface of the aluminum support for printing plate with caustic soda before or after mechanical or electrochemical roughening of the surface of the aluminum support. However, since the aluminum ion concentration in the etching solution has an extremely great effect on the quality of the aluminum support for printing plate, it is important to keep the aluminum ion concentration in the etching solution at a predetermined value.

[0005] Further, various surface treatments such as anodization with sulfuric acid have been practiced. Therefore, it is also necessary to neutralize the waste liquid to produce an aluminum hydroxide sludge from which aluminum hydroxide is recovered.

[0006] The inventors proposed as a mechanical roughening method a method involving brush graining in EP0734883A1 which corresponds to JP-A-8-324143 (The term "JP-A" as used herein means an "unexamined published Japanese patent application"). In accordance with the surface treatment method disclosed in the above cited patent, the disadvantages of brush graining method can be eliminated. Thus, fill-in and scumming can be eliminated to provide a printing plate having improved printing properties. However, since this method employs aluminum hydroxide, which exhibits a low hardness, as an abrasive, a new problem arises that it requires the consumption of a great amount of the abrasive.

[0007] As mentioned above, when it is desired to maintain a good abrasion in the surface treatment of an aluminum support for printing plate, a consequence must be encountered that the mechanical surface treatment (surface roughening) is accompanied by the discharge of an increased

amount of waste abrasive, which in turn is accompanied by the use of an increased amount of a new abrasive.

[0008] Further, when an aluminum support for printing plate is chemically or electrochemically roughened (surface-treated), the surface treatment is accompanied by the discharge of a great amount of waste. Another consequence is that the amount of chemicals required for the surface treatment is increased. Therefore, the disposal of waste requires complicated procedure and raised cost. For example, the expenses for abrasive and chemicals are drastically increased.

SUMMARY OF THE INVENTION

[0009] An object of the present invention is to provide a process for the surface treatment of an aluminum support for printing plate which can operate stably at an extremely low cost as compared with the prior art by reducing the amount of waste discharged from the step of surface treatment of an aluminum plate as a support for lithographic printing plate and the amount of chemicals and abrasive to be used in the surface treatment.

[0010] The foregoing object of the present invention is accomplished by the following process for the surface treatment of an aluminum support for printing plate according to the present invention.

[0011] (1) A process for the surface treatment of an aluminum support for printing plate which comprises a step of brush-graining with an abrasive brush and an abrasive slurry, characterized in that as said abrasive there is used aluminum hydroxide, said aluminum hydroxide which has been used in graining is dissolved in a sodium aluminate solution and said sodium aluminate solution having a raised supersaturation degree, said aluminum hydroxide which has been left undissolved and seed crystal aluminum hydroxide undergo hydrolysis reaction to produce crystalline aluminum hydroxide which is then purified and recovered.

[0012] (2) The process for the surface treatment of an aluminum support for printing plate according to Clause (1), wherein the percent dissolution of said aluminum hydroxide which has been used in abrasion in a sodium aluminate solution is from 15% to 100%.

[0013] (3) A process for the surface treatment of an aluminum support for printing plate which comprises preparing a part of a treatment liquid containing a sodium aluminate solution to be recycled for surface etching as a supersaturated sodium aluminate solution or mixing a part of said treatment liquid with an aluminum sludge mainly composed of amorphous aluminum hydroxide produced by the neutralization of waste acid liquid and waste alkaline liquid discharged from the step of surface treatment of an aluminum support to prepare a supersaturated sodium aluminate solution, and then allowing said sodium aluminate solution to undergo hydrolysis reaction to crystallize aluminum hydroxide which is then purified and recycled as an abrasive, characterized in that said aluminum hydroxide which has been used in abrasion is dissolved in a sodium aluminate

solution and said sodium aluminate solution having a raised supersaturation degree, said aluminum hydroxide which has been left undissolved and seed crystal aluminum hydroxide undergo hydrolysis reaction to produce crystalline aluminum hydroxide which is then purified and recovered.

[0014] (4) The process for the surface treatment of an aluminum support for printing plate according to Clause (3), wherein the percent dissolution of said aluminum hydroxide which has been used in abrasion in a sodium aluminate solution is from 15% to 100%.

[0015] (5) The process for the surface treatment of an aluminum support for printing plate according to Clause (3), wherein the waste acid liquid and waste alkaline liquid discharged from the step of surface treatment of an aluminum support for printing plate were adjusted to a pH value of from not less than 5.0 to less than 9.0 when neutralized.

BRIEF DESCRIPTION OF THE DRAWINGS

[0016] FIG. 1 is a schematic flow chart of treatment procedure illustrating the first embodiment of the process for the surface treatment of an aluminum support for printing plate according to the present invention;

[0017] FIG. 2 is a diagram illustrating a part of a schematic flow chart of treatment procedure of the second embodiment of the process for the surface treatment of an aluminum support for printing plate according to the present invention; and

[0018] FIG. 3 is a diagram illustrating the other part of a schematic flow chart of treatment procedure of the second embodiment of the process for the surface treatment of an aluminum support for printing plate according to the present invention.

DETAILED DESCRIPTION OF THE INVENTION

[0019] A first embodiment of the process for the surface treatment of an aluminum support for printing plate will be described hereinafter in connection with FIG. 1.

[0020] In the present embodiment of the process for the surface treatment of an aluminum support for printing plate, an aluminum support 1 is mechanically surface-treated with an abrasive slurry 4 as an abrasive which has been properly supplied under abrasive brushes 3 disposed at a predetermined interval while running through a predetermined route, supported by a plurality of pass rollers 2, as shown in FIG. 1.

[0021] The abrasive slurry 4 is supplied onto the surface of the aluminum support 1 by the action of a circulating pump 6 while being rubbed against the aluminum support 1 under the abrasive brushes 3, and then returned to a circulating tank 5 through an abrasive slurry return line 7. In the surface treatment by brush graining, the abrasive slurry which has been used for surface treatment is liable to gradual reduction of grain diameter of abrasive if it continues to be used, disabling the desired surface treatment.

[0022] Accordingly, the circulating tank 5 is replenished with a new batch of the abrasive 12 and water 13.

[0023] The replenishment with the abrasive 12 and water 13 causes part of the abrasive slurry to flow into an overflow tank 5a. The abrasive slurry which has thus overflowed is supplied into a cyclon 8 by a pump 9 and then subjected to classification by the cyclone 8. The abrasive slurry which has been classified into a group having a great grain diameter is then returned to the circulating tank 5. On the other hand, the abrasive slurry which has been classified into a group having a small grain diameter is passed through an abrasive slurry discharge line 10 to a centrifugal separator 11 where it is then dehydrated to obtain a used abrasive 14 in powder form. Sodium hydroxide 15 and water 16 are supplied to a tank 17 in order to control the liquid concentration in the tank 17.

[0024] Aluminum hydroxide 21 is then recovered from part of the used abrasive. The used abrasive is also partially charged into a tank 17 for dissolving used aluminum hydroxide. The aluminum hydroxide 21 thus recovered can be used as starting material for other purposes. In this case, the aluminum hydroxide 21 is valuable.

[0025] The percent dissolution of said aluminum hydroxide which has been used in abrasion in a sodium aluminate solution is from 15% to 100%, preferably from 50% to 80%. At the upper limit or more, it become difficult to dissolve said aluminum hydroxide and increase initial cost or running cost for operating the system.

[0026] The abrasive which has been charged into the aluminum hydroxide dissolution tank 17 is then stirred with sodium aluminate which has been heated by steam or the like for a predetermined period of time so that it is dissolved in sodium aluminate. The sodium aluminate solution which has thus aluminum hydroxide dissolved therein to have a raised supersaturation degree is properly cooled by a cooler 30, and then passed to a crystallization tank 18. In the crystallization tank 18, crystallization reaction occurs to produce crystalline aluminum hydroxide again which is then subjected to solid-liquid separation by a dehydrator 19 to obtain crystalline aluminum hydroxide in powder form.

[0027] The aluminum hydroxide which has thus been subjected to solid-liquid separation by the dehydrator 19 is partially supplied into the circulating tank 5 as a regenerated abrasive aluminum hydroxide 20 as necessary. The remainder of the aluminum hydroxide thus withdrawn may be supplied into the crystallization tank 18 as seed crystal. It may be withdrawn as aluminum hydroxide 21 which is then reused as starting material for other purposes.

[0028] In the tank 17 for dissolving used aluminum hydroxide, the liquid temperature, liquid concentration (T-NAOH), stirring intensity (crushing action thereby) and retention time can be controlled to adjust the percent dissolution of used aluminum hydroxide.

[0029] A second embodiment of the process for the surface treatment of an aluminum support for printing plate according to the present invention will be described hereinafter in connection with FIGS. 2 and 3. FIGS. 2 and 3 form a continuous treatment process. The two parts are connected at A, B and C.

[0030] As shown in FIGS. 2 and 3, in the step of surface treatment of an aluminum support for printing plate in the present embodiment, an aluminum support 1 is subjected to mechanical surface treatment with an abrasive under an

abrasive brush 3, supported by a pass roll 2, in the same manner as in the first embodiment. An abrasive slurry 4 is supplied onto the surface of the aluminum support by the action of a circulating pump 6 while being rubbed against the aluminum support 1 under the abrasive brushes 3, and then returned to a circulating tank 5 through an abrasive slurry return line 7.

[0031] In the surface treatment by brush graining, the abrasive slurry which has been used for surface treatment is liable to gradual reduction of grain diameter of abrasive if it continues to be used, disabling the desired surface treatment. Accordingly, the circulating tank 5 is replenished with a new batch of the abrasive 12 and water 13. This replenishment causes part of the abrasive slurry to flow into an overflow tank 5a. The abrasive slurry which has thus overflowed is supplied into a cyclone 8 by a pump 9 and then subjected to classification by the cyclone 8.

[0032] The abrasive slurry which has been classified into a group having a great grain diameter is then returned to the circulating tank 5. On the other hand, the abrasive slurry which has been classified into a group having a small grain diameter is passed through an abrasive slurry discharge line 10 to a centrifugal separator 11 where it is then dehydrated to obtain a used abrasive 14 in powder form. The used abrasive 14 is then partially charged into a tank 17 for dissolving used aluminum hydroxide.

[0033] The used abrasive which has thus been charged into the tank 17 is then stirred with sodium aluminate which has been heated in the dissolution tank 17 for a predetermined period of time so that it is dissolved in sodium aluminate. The sodium aluminate solution which has thus aluminum hydroxide dissolved therein to have a raised supersaturation degree is then passed to a crystallization tank 18. During the feed of the sodium aluminate solution is properly cooled by a cooler 30.

[0034] In the crystallization tank 18, crystallization reaction occurs to produce crystalline aluminum hydroxide again which is then subjected to solid-liquid separation by a dehydrator 19 to obtain crystalline aluminum hydroxide in powder form.

[0035] The aluminum hydroxide thus withdrawn is then partially supplied as an abrasive again. In other words, it is supplied into the circulating tank as a regenerated aluminum hydroxide 20 as necessary. The remainder of the aluminum hydroxide thus withdrawn (part other than used for replenishment) is then withdrawn as a valuable aluminum hydroxide 21 which is then reused as starting material for other purposes.

[0036] In the tank 17 for dissolving used aluminum hydroxide, the liquid temperature, liquid concentration (T-NAOH), stirring intensity (crushing action thereby) and retention time can be controlled to adjust the percent dissolution of used aluminum hydroxide. In the present embodiment, the control over liquid temperature is carried out by steam heating. The stirring can be accomplished by means of a screw which is properly driven or the like.

[0037] On the other hand, waste acid liquid and waste alkaline liquid which have been discharged from rinsing tanks 40, 41, 42 and 43, an electrolytic tank 50 and an anodization tank 60 of the step of surface treatment of the aluminum support 1 are neutralized at a pH adjustment tank

70, and then passed to a cohesion and sedimentation tank 80 where amorphous aluminum hydroxide (aluminum hydroxide sludge) flock is produced. The amorphous aluminum hydroxide flock is then concentrated, and then dehydrated at a filter press 81 or the like.

[0038] The aluminum hydroxide sludge thus dehydrated is then charged into a sludge dissolution tank 82 so that it is dissolved in a sodium aluminate solution. As a result, the supersaturation degree of the sodium aluminate solution is raised. The sodium aluminate solution is passed to a separator 83 where insoluble components are then separated therefrom. The liquid thus separated is charged into the crystallization tank 18 where it is subjected to hydrolysis reaction to purify aluminum hydroxide.

[0039] The aluminum hydroxide thus purified is then subjected to solid-liquid separation by the dehydrator 19 (vacuum filter). The filtrate is partially passed to a liquid preparation tank 45 so that it is used as an etching solution. The remainder of the filtrate is then passed to the tank 17 for dissolving used aluminum hydroxide and a sludge dissolution tank 82 as a dissolving liquid. The liquid in the liquid preparation tank 45 is passed to the sludge dissolution tank 82 through a concentrating apparatus 84. In FIG. 2, the reference numeral 46 indicates an etching tank in which the liquid thus prepared can be properly sprayed onto the aluminum support, and in FIG. 3, the reference numeral 59 indicates an anodization and power supply tank in which electrodes are properly arranged.

[0040] Examples of the process for the surface treatment of an aluminum support for printing plate according to the present invention will be described hereinafter.

EXAMPLE 1

[0041] In Example 1, treatment was effected in accordance with the process for the surface treatment of an aluminum support for printing plate shown in FIG. 1.

[0042] The treatment conditions in Example 1 are as set forth in Table 1.

TABLE 1

Treatment conditions in Example 1	
<u>Conditions of mechanical roughening of aluminum support</u>	
Width of aluminum support	1,000 nm
Treatment speed	50 m/min.
Abrasive	Crystalline aluminum hydroxide; average grain diameter: 30 μm
Abrasive concentration	200 g/l
Used abrasive	Crystalline aluminum hydroxide; average grain diameter: 15 μm
<u>Conditions of dissolution of abrasive aluminum hydroxide</u>	
Solution concentration	T-NAOH: 120 g/l; Al: 28 g/l
Solution temperature	95° C.
Solution retention time	5 hours
Solution temperature before charging into crystallization tank	55° C.
<u>Conditions of crystallization reaction</u>	
Crystallization solution concentration	T-NAOH: 120 g/l; Al: 24 g/l
Crystallization solution temperature	55° C.

TABLE 1-continued

Treatment conditions in Example 1	
Seed crystal concentration in crystallization tank	150 g/l

Comparative Example 1

[0043] On the other hand, in Comparative Example 1 as opposed to Example 1, the dissolution and crystallization of used aluminum hydroxide were not effected. The used aluminum hydroxide thus produced was sold as a valuable. As the abrasive to be supplied as replenisher there was used aluminum hydroxide used as an industrial starting material.

[0044] These results show that Example 1 allows stable treatment in a process for the surface treatment of an aluminum support by mechanical roughening with crystalline aluminum hydroxide as an abrasive and recycling of the abrasive from the step of surface treatment of an aluminum plate as printing plate support as compared with Comparative Example 1, making it possible to reduce the cost of abrasive and the discharged amount of waste.

[0045] In other words, Example 1 provided results satisfying claims 1 and 2 according to the present invention.

EXAMPLE 2

[0046] In Example 2, treatment was effected in accordance with the process for the surface treatment of an aluminum support for printing plate shown in FIGS. 2 and 3.

[0047] The treatment conditions in Example 2 are as set forth in Table 2.

TABLE 2

Treatment conditions in Example 2	
<u>Conditions of mechanical roughening of aluminum support</u>	
Width of aluminum support	1,000 nm
Treatment speed	50 m/min.
Abrasive	Crystalline aluminum hydroxide; average grain diameter: 30 μm
Abrasive concentration	200 g/l
Used abrasive	Crystalline aluminum hydroxide; average grain diameter: 15 μm
<u>Conditions of dissolution of abrasive aluminum hydroxide</u>	
Solution concentration	T-NAOH: 120 g/l; Al: 28 g/l
Solution temperature	95° C.
Solution retention time	5 hours
Solution temperature before charging into crystallization tank	55° C.
<u>Conditions of crystallization reaction</u>	
Crystallization solution concentration	T-NAOH: 120 g/l; Al: 24 g/l
Crystallization solution temperature	55° C.
Seed crystal concentration in crystallization tank	150 g/l

EXAMPLE 3

[0048] In Example 3, treatment was effected in accordance with the process for the surface treatment of an aluminum

support for printing plate shown in FIGS. 2 and 3 in the same manner as in Example 2.

[0049] The treatment conditions of Example 3 were the same as used in Example 2 except for those set forth in Table 3 below.

TABLE 3

Treatment conditions in Example 3	
<u>Conditions of treatment of waste liquid from the surface treatment of aluminum support</u>	
pH adjustment tank	7.0
Water content in aluminum hydroxide sludge	80%
<u>Conditions of dissolution of aluminum hydroxide sludge</u>	
Solution concentration	T-NAOH: 120 g/l; Al: 28 g/l
Solution temperature	70° C.
Solution retention time	30 min.
Solution temperature before charging into crystallization tank	55° C.

Comparative Example 2

[0050] In Comparative Example 2 as opposed to Examples 2 and 3, the dissolution and crystallization of used aluminum hydroxide were not effected. The used aluminum hydroxide thus produced was sold as a valuable. As the abrasive to be supplied as replenisher there was used aluminum hydroxide used as an industrial starting material.

[0051] These results show that Examples 2 and 3 allow stable treatment in a process for the surface treatment of an aluminum support by mechanical roughening with crystalline aluminum hydroxide as an abrasive and reduction of the discharged amount of waste from the step of surface treatment of an aluminum plate as lithographic printing plate support and the used amount of chemicals and abrasive as compared with Comparative Example 2. In some detail, Example 2, in addition to the effects of Example 1, makes it possible to reduce the discharged amount of aluminum hydroxide sludge (waste) and the used amount of the etching caustic soda (i.e., chemicals used). Further, Example 3, in addition to the effects of Example 2, makes it possible to stabilize the quality of aluminum hydroxide sludge thus produced.

[0052] In other words, Example 2 provided results satisfying the above-described Clauses (3) and (4), and Example 3 provided results satisfying the above-described Clauses (3) and (5).

[0053] As mentioned above, in accordance with the process for the surface treatment of an aluminum support for printing plate of the present invention, in a process for the surface treatment of an aluminum support involving mechanical roughening with crystalline aluminum hydroxide as an abrasive, the abrasive can be effectively used and the resulting abrasion quality can be stabilized. Further, the discharged amount of waste from the step of surface treatment of an aluminum plate as a lithographic printing plate support and the used amount of chemicals and abrasive can be reduced from that of the prior art.

[0054] As a result, the reduction of the running cost in the surface treatment step can be realized, enabling stable provision of a high quality aluminum support for printing plate at a low cost.

[0055] While the invention has been described in detail and with reference to specific embodiments thereof, it will be apparent to one skilled in the art that various changes and modifications can be made therein without departing from the spirit and scope thereof.

What is claimed is:

1. A process for the surface treatment of an aluminum support for printing plate which comprises a step of brush-graining with an abrasive brush and an abrasive slurry, characterized in that as said abrasive there is used aluminum hydroxide, said aluminum hydroxide which has been used in graining is dissolved in a sodium aluminate solution and said sodium aluminate solution having a raised supersaturation degree, said aluminum hydroxide which has been left undissolved and seed crystal aluminum hydroxide undergo hydrolysis reaction to produce crystalline aluminum hydroxide which is then purified and recovered.

2. The process for the surface treatment of an aluminum support for printing plate according to claim 1, wherein the percent dissolution of said aluminum hydroxide which has been used in abrasion in a sodium aluminate solution is from 15% to 100%.

3. A process for the surface treatment of an aluminum support for printing plate which comprises preparing a part of a treatment liquid containing a sodium aluminate solution

to be recycled for surface etching as a supersaturated sodium aluminate solution or mixing a part of said treatment liquid with an aluminum sludge mainly composed of amorphous aluminum hydroxide produced by the neutralization of waste acid liquid and waste alkaline liquid discharged from the step of surface treatment of an aluminum support to prepare a supersaturated sodium aluminate solution, and then allowing said sodium aluminate solution to undergo hydrolysis reaction to crystallize aluminum hydroxide which is then purified and recycled as an abrasive, characterized in that said aluminum hydroxide which has been used in abrasion is dissolved in a sodium aluminate solution and said sodium aluminate solution having a raised supersaturation degree, said aluminum hydroxide which has been left undissolved and seed crystal aluminum hydroxide undergo hydrolysis reaction to produce crystalline aluminum hydroxide which is then purified and recovered.

4. The process for the surface treatment of an aluminum support for printing plate according to claim 3, wherein the percent dissolution of said aluminum hydroxide which has been used in abrasion in a sodium aluminate solution is from 15% to 100%.

5. The process for the surface treatment of an aluminum support for printing plate according to claim 3, wherein the waste acid liquid and waste alkaline liquid discharged from the step of surface treatment of an aluminum support for printing plate were adjusted to a pH value of from not less than 5.0 to less than 9.0 when neutralized.

* * * * *