US00D724445S

(12) United States Design Patent

Taylor et al.

(10) Patent No.: US D724,445 S

(45) Date of Patent: ** Mar. 17, 2015

(54) **CLOCK**

(71) Applicant: **Fromanteel Limited**, Santon (IM)

(72) Inventors: **John Crawshaw Taylor**, Santon (IM); **Rosemary Louise Burnell**, Cambridge (GB)

(73) Assignee: **Fromanteel Limited**, Stanton (IM)

(**) Term: **14 Years**

(21) Appl. No.: **29/446,787**

(22) Filed: **Feb. 27, 2013**

(30) **Foreign Application Priority Data**

Aug. 31, 2012 (CN) 2012 3 0417373

(51) **LOC (10) Cl.** **10-01**

(52) **U.S. Cl.**

USPC **D10/6**; D10/7; D10/126; D10/130

(58) **Field of Classification Search**

CPC .. G04C 17/00; G04C 17/005; G04C 17/0091; G04C 17/02; G04B 19/00; G04B 19/04; G04B 19/20; G04B 19/30; G04B 19/32; G04B 45/0007; G04B 47/04

USPC D10/1–39, 122–132; D19/64; D12/199; D21/538, 572; 368/10, 76, 77, 78, 79, 368/82, 85, 223–226, 239, 240, 241, 368/276–282, 285; 434/304

See application file for complete search history.

(56) **References Cited**

U.S. PATENT DOCUMENTS

515,855	A	*	3/1894	Bartel	368/179
D45,448	S	*	3/1914	Buck	D10/126
D75,019	S	*	5/1928	Fisher	D12/199
D90,746	S	*	9/1933	Rogow	D10/7
D186,071	S	*	9/1959	Golden	D19/64
D187,936	S	*	5/1960	Judson	D10/7
D276,895	S	*	12/1984	Masuda	D10/22
D320,747	S	*	10/1991	Luebbers	D10/6
D365,763	S	*	1/1996	Mateer	D10/8
D536,748	S	*	2/2007	Chuang et al.	D21/572
D650,450	S	*	12/2011	Biscamp	D21/538
8,218,400	B2	*	7/2012	Taylor et al.	368/77
2009/0154298	A1	*	6/2009	Taylor et al.	368/77

FOREIGN PATENT DOCUMENTS

CN	200830119374.0	10/2010
EM	000930664-0001	2/2008
EM	000930664-0002	2/2008

* cited by examiner

Primary Examiner — Martie K Holtje

(74) *Attorney, Agent, or Firm* — McCormick, Paulding & Huber LLP

(57) **CLAIM**

The ornamental design for a clock, as shown and described.

DESCRIPTION

FIG. **1** is a front, left-hand side, top perspective view of a clock comprising a new, original and ornamental design;
FIG. **2** is a front view thereof;
FIG. **3** is a left side view thereof;
FIG. **4** is a right side view thereof;
FIG. **5** is a top view thereof; and,
FIG. **6** is a bottom view thereof.
Portions of the rear of the clock, not shown, form no part of the claimed design.

1 Claim, 4 Drawing Sheets

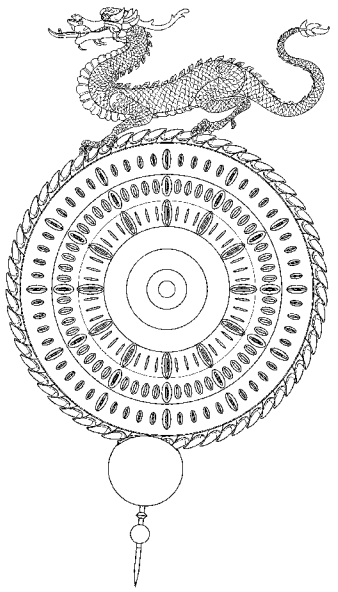



FIG. 1



FIG. 2

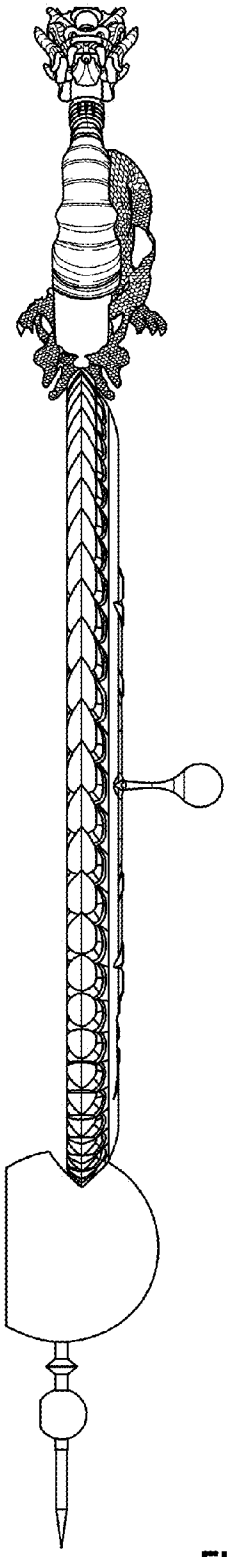

FIG. 3

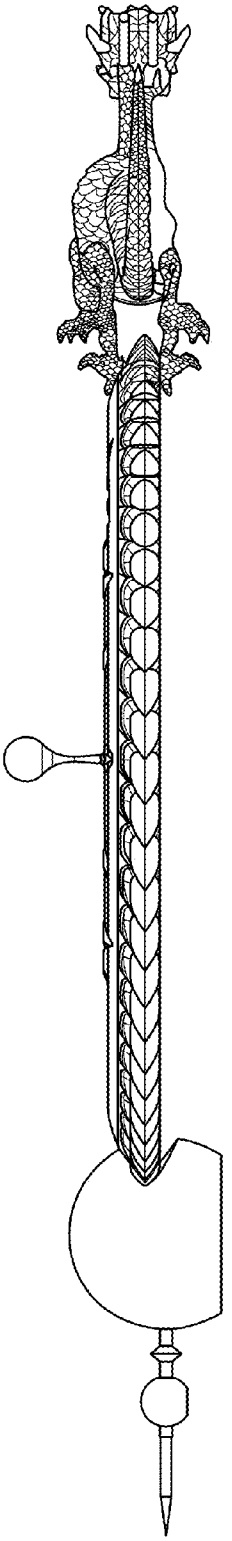

FIG. 4

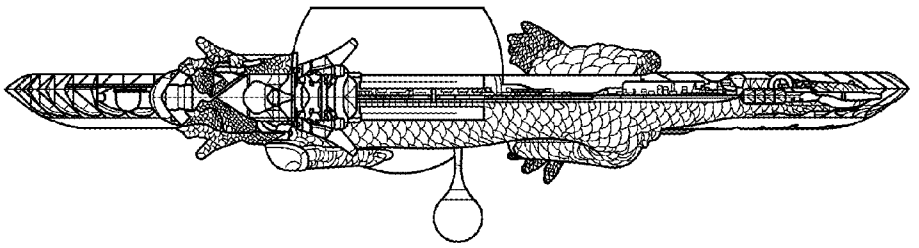

FIG. 5

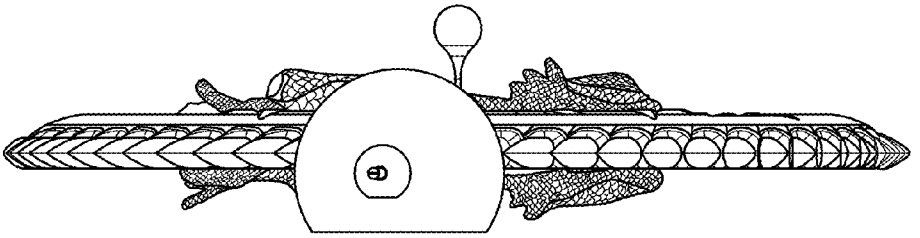

FIG. 6