

(19) World Intellectual Property Organization
International Bureau



(43) International Publication Date
5 June 2003 (05.06.2003)

PCT

(10) International Publication Number
WO 03/046892 A2

(51) International Patent Classification⁷: **G11B**

Jonathan, Barton; 631 Sandreed Court, Larimer County,
Fort Collins, CO 80525 (US).

(21) International Application Number: PCT/US02/38050

(22) International Filing Date:
26 November 2002 (26.11.2002)

(74) Agents: **GALLENSON, Mavis, S. et al.**; LADAS &
PARRY, 5670 Wilshire Boulevard, Suite 2100, Los Ange-
les, CA 90036-5679 (US).

(25) Filing Language: English

(26) Publication Language: English

(30) Priority Data:
09/994,429 26 November 2001 (26.11.2001) US

(71) Applicant: **NVIDIA CORPORATION** [US/US]; 2701
San Tomas Expwy., Santa Clara, CA 95050 (US).

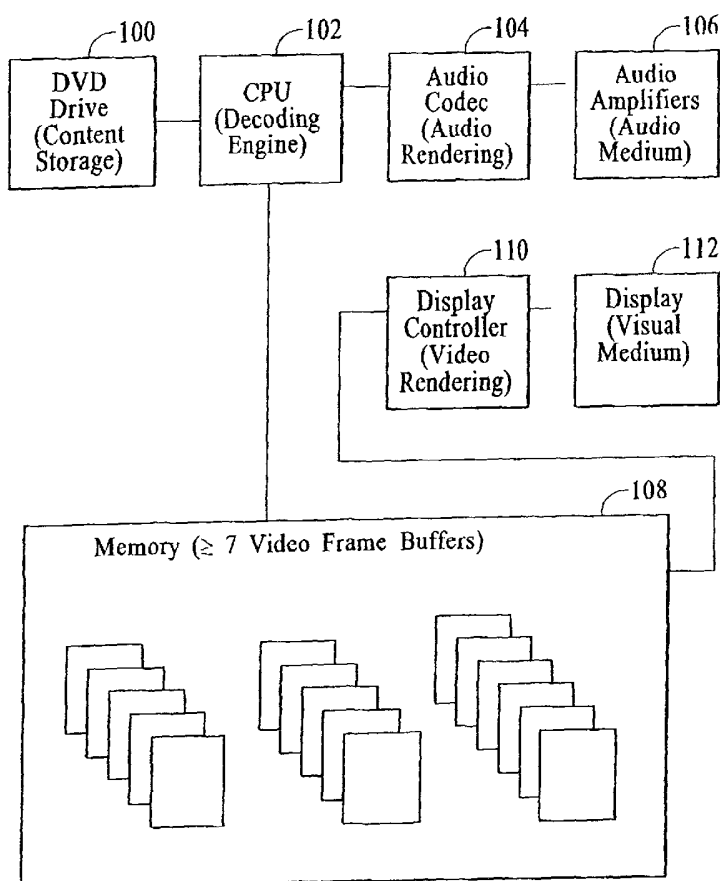
(81) Designated States (*national*): AE, AG, AL, AM, AT, AU,
AZ, BA, BB, BG, BR, BY, BZ, CA, CH, CN, CO, CR, CU,
CZ, DE, DK, DM, DZ, EC, EE, ES, FI, GB, GD, GE, GH,
GM, HR, HU, ID, IL, IN, IS, JP, KE, KG, KP, KR, KZ, LC,
LK, LR, LS, LT, LU, LV, MA, MD, MG, MK, MN, MW,
MX, MZ, NO, NZ, OM, PH, PL, PT, RO, RU, SC, SD, SE,
SG, SI, SK, SL, TJ, TM, TN, TR, TT, TZ, UA, UG, UZ,
VC, VN, YU, ZA, ZM, ZW.

(72) Inventors: **VAN WELZEN, James, Lewis**; 1349 Car-
nation Circle, Boulder County, Longmont, CO 80503
(US). **FALARDEAU, Brian, Dennis**; 5008 Carter Court,
Boulder County, Boulder, CO 80301 (US). **WHITE,**

(84) Designated States (*regional*): ARIPO patent (GH, GM,
KE, LS, MW, MZ, SD, SL, SZ, TZ, UG, ZM, ZW),
Eurasian patent (AM, AZ, BY, KG, KZ, MD, RU, TJ, TM),
European patent (AT, BE, BG, CH, CY, CZ, DE, DK, EE,

[Continued on next page]

(54) Title: METHOD AND SYSTEM FOR DVD SMOOTH REWIND



(57) Abstract: Aspects of performing smooth backwards playback in a DVD system are described. The aspects include reconstructing frame data for every frame in a set of frames of an original playback, the set of frames preceding a currently displayed frame. Further included is the utilization of at least seven frame buffers to store frame data during the reconstructing step. The reconstructed frame data is then displayed in reverse order of the original playback for the set of frames. Further aspects include receiving a signal indicating selection of a single frame reverse function. Still further aspects relate to performing smooth search transitions in a DVD system including: calculating an instantaneous frame rate, adjusting a timestamp of a frame based on the calculated instantaneous frame rate, and displaying the frame according to the adjusted timestamp.

WO 03/046892 A2



ES, FI, FR, GB, GR, IE, IT, LU, MC, NL, PT, SE, SK, TR), OAPI patent (BF, BJ, CF, CG, CI, CM, GA, GN, GQ, GW, ML, MR, NE, SN, TD, TG).

For two-letter codes and other abbreviations, refer to the "Guidance Notes on Codes and Abbreviations" appearing at the beginning of each regular issue of the PCT Gazette.

Published:

— *without international search report and to be republished upon receipt of that report*

METHOD AND SYSTEM FOR DVD SMOOTH REWIND

CROSS-RELATED APPLICATIONS

The present application is related to application serial no. _____,
entitled "Method and System for DVD Single Frame Stepping Backwards," and application
serial no. _____, entitled "Method and System for DVD Smooth Search
Transitions," assigned to the assignee of the present application, and filed on the same date.

FIELD

The present writing relates to DVD players, and more particularly to
reverse playback and smooth search transitions in DVD players.

BACKGROUND

The DVD (Digital Versatile Disk) format was designed by various members of the
consumer electronics industry as a means of storing high quality audio-video content (e.g., a
feature length film) on a single disk. To facilitate such efficient storage, the DVD format uses
contemporary compression technologies to reduce the sizes of the video and audio bit streams
comprising the content.

The DVD format employs the ISO MPEG-2 standard to compress video. MPEG-2
represents video content as a compressed series of frames. Each frame is a rectangular array of
picture elements (pixels) depicting the content at a particular instant in time. Thus playback
consists of decompressing and then displaying this series of frames.

In conventional DVD players, the playback of DVD content is typically implemented in one of three ways: using dedicated hardware, using a software implementation, or using a combination of software and hardware. The most common or conventional implementation takes the form of a consumer electronics components with limited resources targeted exclusively at DVD playback. Less common or conventional implementations take the form of PC-based implementations, or Game Consoles (e.g., Sony PLAYSTATION2 and Microsoft X-BOX) which, because they target multiple functions, tend to have more extensive resources.

Although the user primarily plays DVD content forwards and at the display rate of the original content, there are circumstances where a user may want to display frames either backwards or at a rate other than the normal display rate or both backwards and at a rate other than the normal display rate. These include playback features popularized by VCRs, e.g., slow motion, backwards play, single frame stepping forwards and backwards, as well as fast forward and rewind at various rates. The realization of alternate forms of playback, however, is hindered by both the nature of MPEG-2 compression and of typical DVD players.

The MPEG-2 video standard employs three types of compressed frames: intra-frames (I-frames), predictive frames (P-frames), and bi-directionally predictive frames (B-frames). I-frames have no dependencies. Thus, an I-frame is self-contained and includes all information necessary to reproduce the associated original frame. P-frames may have forward dependencies, i.e., a P-frame is not self-contained. It may re-use information from the preceding decompressed reference frame (where a reference frame is either an I-frame or another P-frame). Thus, a playback implementation must decode reference frame preceding a P-frame before it decodes the P-frame itself and must keep the preceding reference frame resident in memory throughout the decoding of a P-frame. For the B-frames, B-frames are not

self-contained and may have forward and backward dependencies, such that it may re-use information from either the preceding or the subsequent decompressed reference frame. Thus, a playback implementation must decode the reference frames both preceding and following a B-frame before it decodes the B-frame itself and must keep both the preceding and subsequent reference frames resident in memory throughout the decoding of a B-frame.

In summary, a playback implementation respects the dependencies between frames by decoding a frame's references before decoding the frame itself. It also keeps the required references in memory until all frames requiring the references are decoded.

Normally, a playback implementation maintains four frame buffers (i.e., arrays of memory) of MPEG-2 video at any one time:

- (1) currently decoded frame
- (2) forwards reference. The reference preceding the currently decoded frame.

Sometimes co-incident with the currently displayed frame.

- (3) backwards reference. The reference following the currently decoded frame.

(4) currently displayed frame. This is distinct from the currently decoded frame to prevent the player from updating a frame while it is being displayed which causes an undesirable visual artifact called "tearing".

The maintenance of only four or five frame buffers helps to limit the memory resources used in a DVD player, while providing sufficient forwards playback. Four (or even five) frames, however, is normally not sufficient for smooth backwards playback of MPEG-2. Rather, DVD players currently avoid decoding P or B frames when playing backwards and only decode the self-contained I-frames. This leads to decoding less than 10% of the frames and subsequently to jerky, low frame-rate, backwards play. Further, decoding only the I-frames prevents DVD

players from single stepping frames backwards. While an implementation could repeat a process of starting from the last I-frame and progressing forward using only four frames, the process is laborious, requiring repetition for every new backwards frame at the normal playback speed, which requires decoding capacity far in excess of even current PC-based implementations.

Furthermore, most DVD players output to televisions or other displays with fixed display rates. For instance, the PAL and NTSC television standards mandate display rates of 25 and 29.97 frames per second. This is sufficient for normal speed playback which is limited, by the DVD standard, to PAL and NTSC rates. This limitation, however, prevents higher frame rate display during fast forward or rewind. For instance, if the player produces 60 frames of video per second in a 2X fast forward mode only 30 (i.e., every other frame decoded) may be displayed on an NTSC television. Further, given fixed frame rates, these players cannot smoothly vary the rate in a transition from one rate (say normal speed) to another (say 2X speed).

Accordingly, what is needed are a system and method for smooth rewind, single frame stepping backwards, and smooth search transitions in a DVD implementation. The present invention addresses such a need.

SUMMARY

Aspects of performing smooth backwards playback in a DVD system are described. The aspects include reconstructing frame data for every frame in a set of frames of an original playback, the set of frames preceding a currently displayed frame. Further included is the utilization of at least seven frame buffers to store frame data during the reconstructing step.

The reconstructed frame data is then displayed in reverse order of the original playback for the set of frames.

Further aspects include receiving a signal indicating selection of a single frame reverse function. Still further aspects relate to performing smooth search transitions in a DVD system including: calculating an instantaneous frame rate, adjusting a timestamp of a frame based on the calculated instantaneous frame rate, and displaying the frame according to the adjusted timestamp.

Through the present invention, a smooth backwards playback is achieved. The reconstruction of preceding frame data to achieve the reverse playback occurs in a manner consistent with forward decoding of frame data. The reconstruction further occurs through provision and successful utilization of a sufficient number of frame buffers. These and other advantages of the aspects of the present invention are more readily understood in conjunction with the following detailed description and accompanying drawings.

BRIEF DESCRIPTION OF THE DRAWINGS

Figure 1 illustrates a block diagram of a DVD player system with at least seven frame buffers in accordance with the present invention.

Figure 2 illustrates an example of I-, P-, and B- frames representing an original sequence of 24 frames.

Figure 3 illustrates a block flow diagram for smooth reverse playback in the DVD player system in accordance with the present invention.

Figure 4 illustrates an example step-by-step reconstruction diagram for the original sequence of frames in accordance with the present invention.

Figure 5 illustrates a block flow diagram for a single frame backwards playback in accordance with a further aspect of the present invention.

Figure 6 illustrates a block flow diagram for smooth frame search transitions in accordance with another aspect of the present invention.

DETAILED DESCRIPTION

5 The present invention relates to smooth backwards playback in a DVD player system. The following description is presented to enable one of ordinary skill in the art to make and use the invention and is provided in the context of a patent application and its requirements. Various modifications to the preferred embodiment and the generic principles and features described herein will be readily apparent to those skilled in the art. Thus, the present invention is not intended to be limited to the embodiment shown but is to be accorded the widest scope
10 consistent with the principles and features described herein.

 The present invention provides aspects of displaying all frames, i.e., not just the I-frames, during the backwards playback in a DVD player. These aspects include smooth rewind, single frame stepping backwards, and smooth search transitions. Figure 1 illustrates a
15 block diagram of a DVD player system for implementing the aspects of the present invention. Actual implementations of this DVD player include but are not limited to PC-based DVD players and game console-based DVD systems (e.g., Sony PLAYSTATION, Microsoft X-BOX). As shown, the DVD player system includes a DVD Drive (content storage) 100, a decoding engine 102, e.g., a CPU, for performing the processing of the present invention, an
20 Audio Codec (audio rendering) 104, Audio Amplifiers (audio medium) 106, Memory 108, comprising at least 7 video frame buffers, Display Controller (video rendering) 110, and a Display 112 (visual medium). In a preferred embodiment, the at least 7 frame buffers are allocated either from system memory or the video memory of any resident graphics hardware, as is well appreciated by those skilled in the art.

Smooth Rewind

The DVD standard for the operation of the DVD player system prescribes that I-frames occur no less frequently than every 12 frames, as demonstrated by an example sequence of 24 original frames shown in Figure 2. In accordance with the present invention, smooth
5 backwards playback of such a sequence occurs as described with reference to the overall block flow diagram of Figure 3 and the step-by-step reconstruction diagram of Figure 4. Referring to Figure 3, to provide for the reverse playback from a currently displayed frame, reconstruction occurs from a last I-frame preceding a currently displayed frame to the frame immediately preceding the currently displayed frame (step 114). The process further includes utilizing at
10 least 7 frame buffers to support the reconstruction (step 116). The data is displayed from memory in reverse order to provide a smooth playback of all the frames (step 118).

By way of example, for the process of Figure 3, a sequence of 24 original frames, as shown in Figure 2, is reconstructed as demonstrated by the step-by-step diagram of Figure 4. In the diagram of Figure 4, at each step, a decode is begun on a frame indicated in *italicized*
15 type with the decode completed at the start of a next frame decode, a frame indicated in **boldfaced** type is displayed, and a frame indicated with ~~strike through~~ type is released from memory. Frame numbers indicated in normal type are held in memory.

In the example of Figure 4, the process of reverse playback begins with a first frame, I24, as the one immediately preceding a currently displayed frame. The I-frame preceding I24
20 is determined to be I12, which is shown as being decoded in step 1). With I12 decoded in step 2), it is able to provide the reference data for the frame P15, which starts its decode. With P15 decoded in 3), it is able to provide the reference data for the frame P18, which starts its decode. In 4), P18 is decoded and provides the reference data necessary for starting the decode of frame

P21. In 5), the data needed for frame I24 is present and its decode is started. Continuing with 6), the I24 frame is displayed, and its data, together with the data from P21, provides the needed reference data to begin the decode of frame B23. Thus, in 7), the decoded B23 data is displayed and the decode of B22 begins. With B22 decoded and displayed in 8), the memory for B23 and I24 data is released, since neither will be used in any further decode. Further, since the next preceding frame P21 is already decoded, a next preceding I frame, I0, is located and decoded in 8). The data decoded for P21 is displayed in 9), while the decode for the B20 frame is begun and the memory for B22 is released. In 10), B20 is displayed while the decode of B19 is begun. In 11), B19 is displayed, the memory for B20 and P21 is released, and the decode of P3 is begun. In 12), P18 is displayed, the decode of B17 is begun, and the memory for B19 is released. With B17 decoded, it is displayed in 13), while the decode of B16 begins. The decoded B16 is displayed in 14), allowing the release of memory for its reference P18. Also in 14), the memory for B17 is released and the decode of P6 is begun. In 15), P15 is displayed, the decode for B14 is begun, and the memory for B16 is released. Once decoded, B14 is displayed in 16), and the decode for B13 is begun. B13 is then displayed in 17), the memory for B14 and P15 is released, and the decode of P9 occurs. In 18), I12 is finally displayed, the memory for B13 is released, and the decode of B11 begins.

The process demonstrated by Figure 4 is cyclic. Thus, continuing with steps 19-30 would repeat steps 7-18 except on differently numbered frames, where the indices for the frame number are decremented by 12 every cycle, as is well appreciated by those skilled in the art. Further, in each step of the diagram, there are never more than 7 frames being stored in memory. For example, in step 1), only 1 buffer is allocated to store I12. In step 4, four buffers are allocated to store I12, P15, P18, and P21. In step 10), seven buffers are allocated to store

I0, I12, P15, P18, B19, B20, and P21. Thus, the reconstruction for backwards playback need not use more than 7 frame buffers during any one step. Of course, more buffers could be used if available and desired.

The decode process of the present invention operates on sets of 12 frames, since the DVD standard prescribes that I-frames occur no less frequently than every 12 frames. At a high level, the player appears to decode the sets in reverse order. At a low level, the player decodes each frame within a set in forwards order, which computationally is well within the existing capacity of a DVD player system, as represented in Figure 1.

Single Frame Stepping Backwards

In a further aspect, the reverse playback is modified to allow the DVD player system to display one frame at a time in reverse order. The implementation occurs as described above for smooth rewind, with the following differences, as shown in Figure 5. The DVD player system waits for a signal from the user to step the frame backward (step 120) before starting the reconstruction of a preceding frame (step 121). The data is stored utilizing one of the at least seven frame buffers (step 122). Once reconstructed, the frame is displayed (step 123) and the process returns to step 120 to await another signal indicating selection for single frame reverse.

Smooth Search Transitions

In yet another embodiment, the present invention provides for smooth search transitions in a DVD player system, i.e., transitions between one playback rate and another without a noticeable jerk. The limited frame rates of some displays, such as televisions, force

DVD players to make the transition between one display rate and another abruptly. However, the frame rates of PC displays, for example, are flexible and thus, a PC-based DVD player system can make the transition between display rates smoothly. Thus, the aspect of smooth search transitions preferably is utilized in a DVD player system that provides data to displays that do not have limited frame rates

In order to achieve smooth transition between display rates, the present invention linearly interpolates between one rate and another over a brief transition interval. Thus, with a given starting rate (r_0), a new rate (r_1), the time the player is aware of the eminent transition (t_0), and the time of the scheduled transition (t_1), the transition interval is defined to be the time between t_0 and $t_1 + (t_1 - t_0)$, which provides a sufficient interval to maintain the overall average rate and in turn keeps audio and video in sync. A parametric equation $R(t)$ is defined for the rate over the interval where the parametric u varies from 0 to 1, where 0 represents t_0 and 1 represents $t_1 + (t_1 - t_0)$.

$$U = (\text{now} - t_0) / (t_1 - t_0)$$

$$R(t) = r_0 + u(r_1 - r_0)$$

Figure 6 illustrates a block flow diagram for performing smooth search transitions. As shown, an instantaneous rate is calculated for every frame using the frame's original timestamp as input (i.e., the "now" variable above) (step 124). The resulting rate is then used to calculate an adjusted timestamp for the frame (step 126). The frame is then displayed according to the adjusted timestamp (step 128). Thus, when the DVD player system delivers the frames with the adjusted timestamps, it appears visually as a smooth increase or decrease in playback speed when transitioning between speeds (e.g., 0.5X, 1X, 2X, 4X, 8X), rather than the typical jerk.

As a final summary, this writing has disclosed smooth backward playback in a DVD system. This smooth playback involves a number of aspects.

The aspects include reconstructing frame data for every frame in a set of frames of an original playback, the set of frames preceding a currently displayed frame. Further included is the utilization of at least seven frame buffers to store frame data during the reconstructing step.

The reconstructed frame data is then displayed in reverse order of the original playback for the set of frames. Further aspects include receiving a signal indicating selection of a single frame reverse function. Still further aspects relate to performing smooth search transitions in a DVD system including: calculating an instantaneous frame rate, adjusting a timestamp of a frame based on the calculated instantaneous frame rate, and displaying the frame according to the adjusted timestamp.

Although the present invention has been described in accordance with the embodiments shown, one of ordinary skill in the art will readily recognize that there could be variations to the embodiments and those variations would be within the spirit and scope of the present invention. Accordingly, many modifications may be made by one of ordinary skill in the art without departing from the spirit and scope of the appended claims.

CLAIMS

What is claimed is:

1. A method for performing smooth backwards playback in a DVD system, the method
5 comprising:

(a) reconstructing frame data for every frame in a set of frames of an original playback,
the set of frames preceding a currently displayed frame;

(b) utilizing at least seven frame buffers to store frame data during the reconstructing
step; and

10 (c) displaying the reconstructed frame data in reverse order of the original playback for
the set of frames.

2. The method of claim 1 wherein the set of frames further comprises frames between
a first frame immediately preceding the currently displayed frame and an I-frame immediately
15 preceding the first frame.

3. The method of claim 2 wherein the reconstructing step (a) further comprises
decoding frame data forward to the first frame from the I-frame.

20 4. The method of claim 3 further comprising repeating steps (a), (b), and (c) for a next
set of frames preceding the I-frame.

5. The method of claim 3 wherein the utilizing step (b) further comprises controlling reallocation of the at least seven frame buffers based on the displaying of reconstructed frame data of frames having dependencies.

5 6. A method for performing smooth backwards playback in a DVD system, the method comprising:

providing sufficient memory to store reconstructed frame data of every frame between a first frame preceding a currently displayed frame and an I-frame preceding the first frame; and

10 displaying the reconstructed frame data for smooth reverse playback of every frame from the first frame backward to the I-frame.

7. The method of claim 6 wherein providing sufficient memory further comprises providing at least seven frame buffers.

15 8. The method of claim 6 further comprising decoding the frame data forward from the I-frame to the first frame.

9. The method of claim 8 further comprising continuing to store and display for frames preceding the I-frame to continue the smooth reverse playback.

20

10. The method of claim 7 further comprising controlling reallocation of the at least seven frame buffers based on the displaying of reconstructed frame data of frames having dependencies.

5 11. A DVD player system with smooth reverse playback capabilities, the system comprising:

a decoding engine for reconstructing frame data for every frame in a set of frames of an original playback, the set of frames preceding a currently displayed frame;

at least seven frame buffers for storing frame data during the reconstructing; and

10 a display device for displaying the reconstructed frame data in reverse order of the original playback for the set of frames.

12. The DVD player system of claim 11 wherein the set of frames further comprises frames between a first frame immediately preceding the currently displayed frame and an I-frame immediately preceding the first frame.

13. The DVD player system of claim 12 wherein the decoding engine further decodes frame data forward to the first frame from the I-frame.

20 14. The DVD player system of claim 13 wherein the decoding engine further continues the reconstructing for a next set of frames preceding the I-frame.

15. The DVD player system of claim 13 wherein the decoding engine further controls reallocation of the at least seven frame buffers based on the displaying of reconstructed frame data of frames having dependencies.

5 16. The DVD player system of claim 11 wherein the DVD player system further comprises a PC-based DVD player.

17. The DVD player system of claim 11 wherein the DVD player system further comprises a game console-based DVD player.

10 18. The DVD player system of Claim 11, wherein:
said display device is further for displaying frames in forward order; and
said decoding engine is further for calculating an instantaneous frame
rate, adjusting a timestamp of a frame based on the calculated instantaneous
15 frame rate, and providing the frame to the display device according to the
adjusted timestamp.

19. The DVD player of Claim 11, wherein:
the decoding engine is further for receiving a signal indicating selection of
20 a single frame reverse function and for reconstructing frame data for a preceding
frame of said original playback; and
the display device is further for displaying the reconstructed frame.

20. The DVD player of Claim 19 wherein the decoding engine is further for determining whether another selection of the single frame reverse function has occurred.

5

10

15

20

1/5

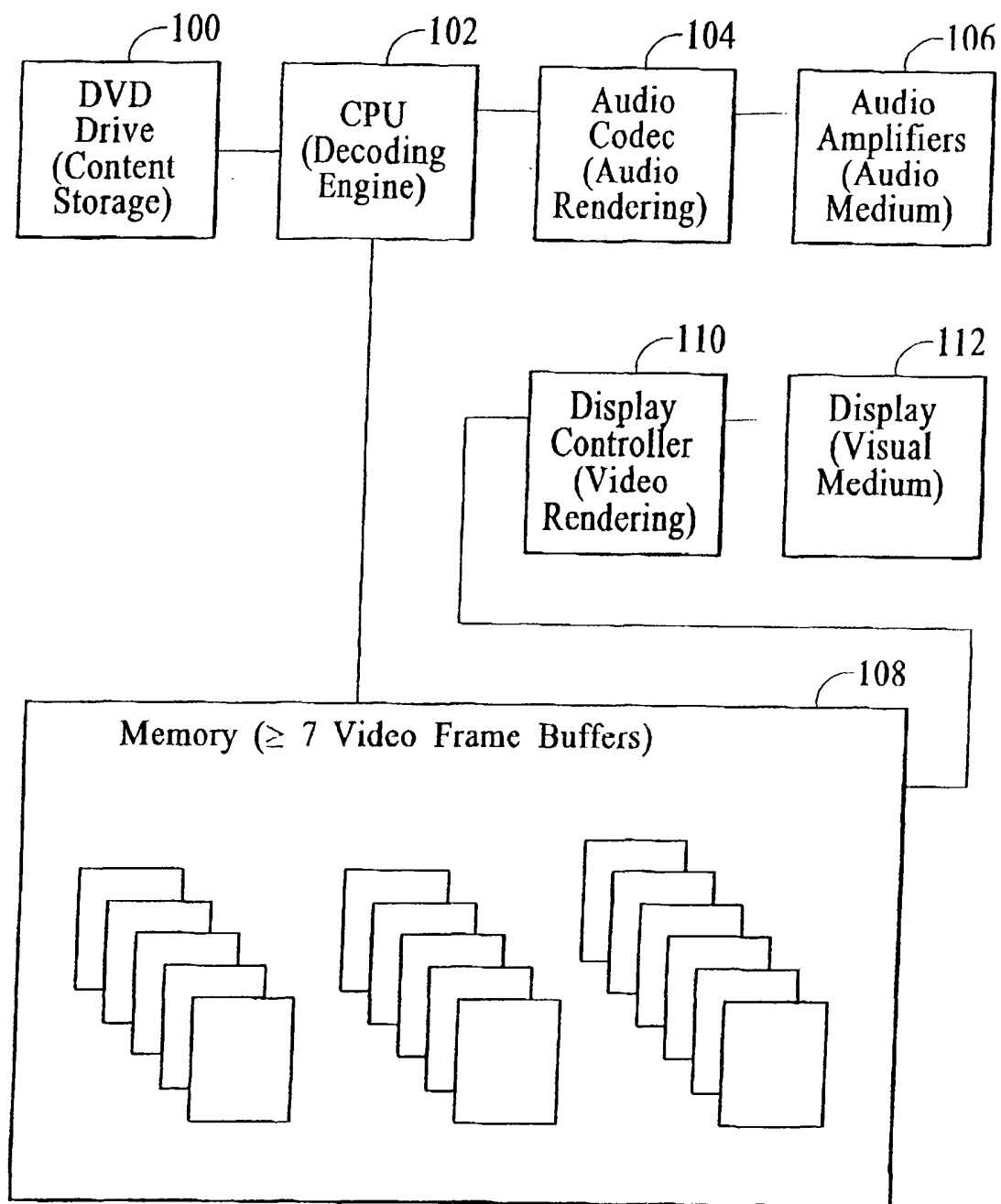


FIG. 1

3/5

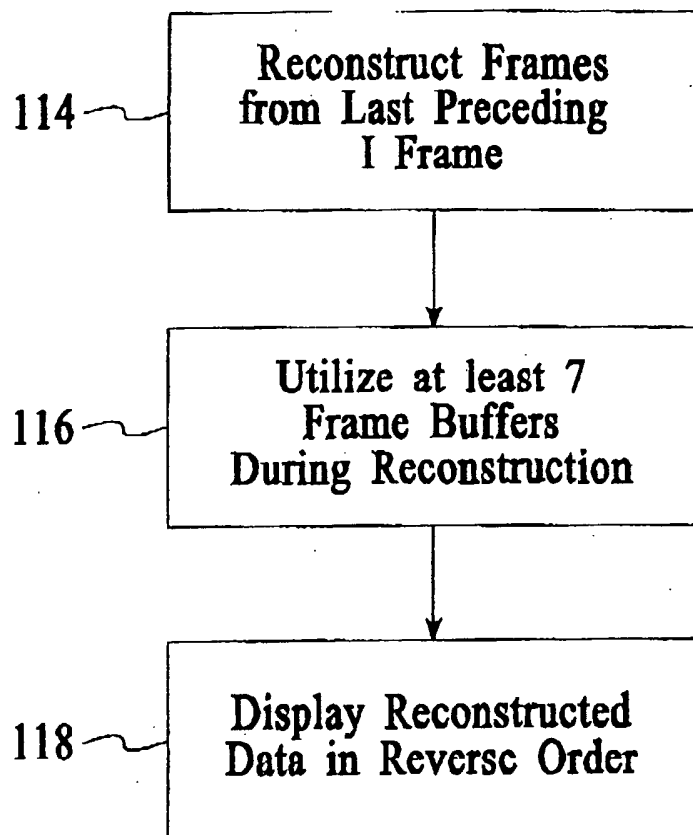


FIG. 3

4/5

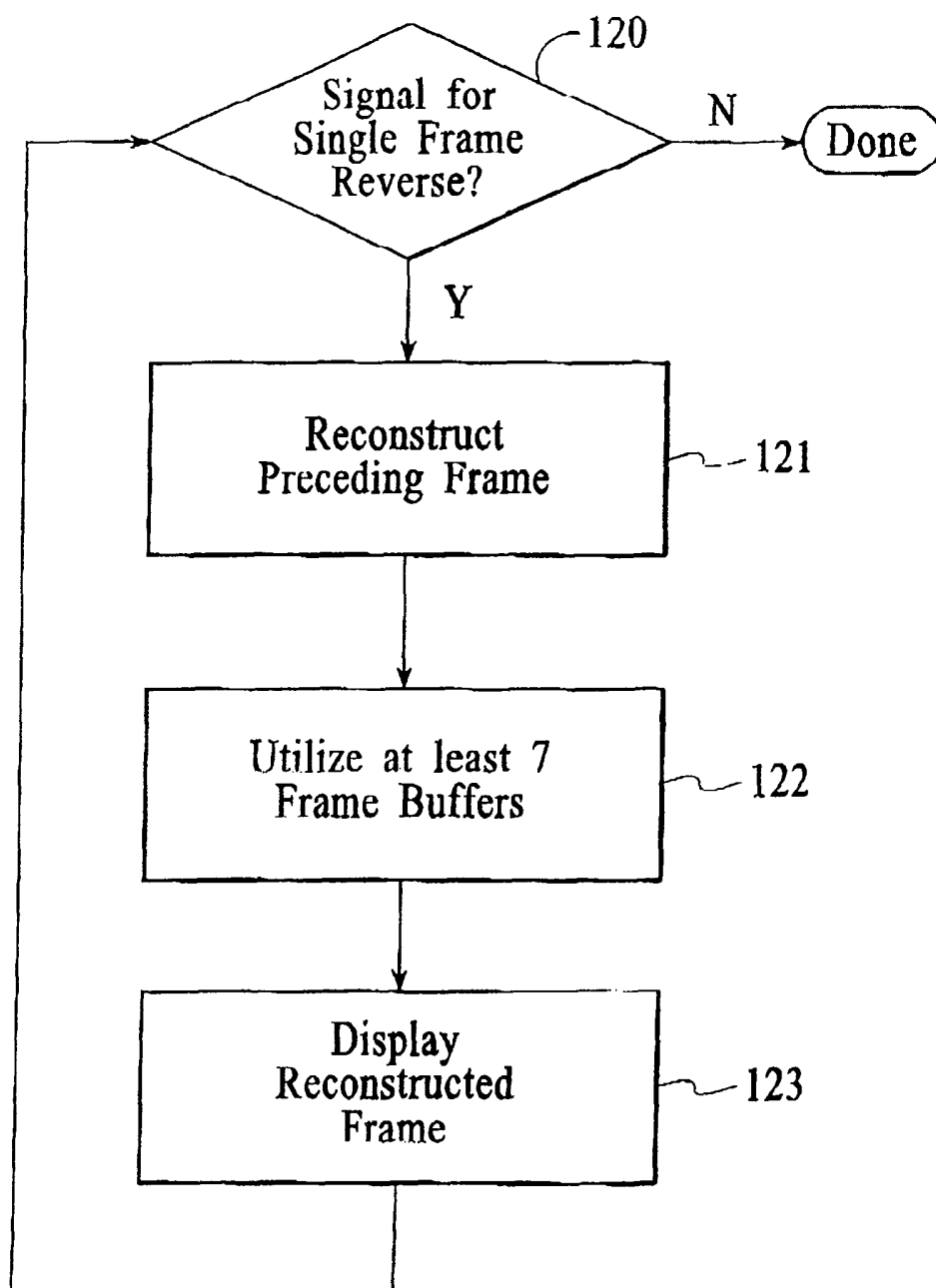


FIG. 5

5/5

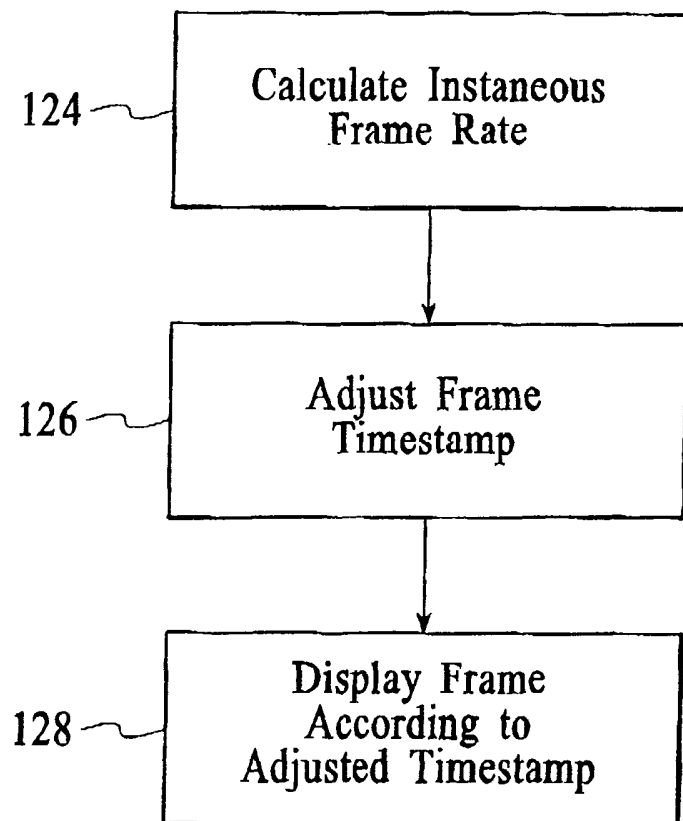


FIG. 6