



US00D657948S

(12) **United States Design Patent**  
**Spring**

(10) **Patent No.:** **US D657,948 S**

(45) **Date of Patent:** **\*\* Apr. 24, 2012**

(54) **FOOTWEAR**

(75) Inventor: **Angie Spring**, Portland, OR (US)

(73) Assignee: **Sorel Corporation**, Portland, OR (US)

(\*\*) Term: **14 Years**

(21) Appl. No.: **29/404,590**

(22) Filed: **Oct. 21, 2011**

(51) **LOC (9) Cl.** ..... **02-99**

(52) **U.S. Cl.** ..... **D2/970; D2/911**

(58) **Field of Classification Search** ..... D2/896-900,  
D2/909-912, 946, 969-971; 36/83, 1.5,  
36/109, 112, 113, 131, 3 A, 7.1 R, 7.4, 45  
See application file for complete search history.

(56) **References Cited**

U.S. PATENT DOCUMENTS

342,806 A \* 6/1886 Moor ..... 36/50.1  
1,154,109 A \* 9/1915 Flannigan ..... 36/50.1  
D67,571 S \* 6/1925 Blair ..... D2/911

D139,007 S \* 10/1944 Crotty ..... D2/911  
D543,339 S \* 5/2007 Choi ..... D2/946  
D625,095 S \* 10/2010 Issler ..... D2/970

\* cited by examiner

*Primary Examiner* — Robert M Spear  
*Assistant Examiner* — Rashida C McCoy  
(74) *Attorney, Agent, or Firm* — Schwabe, Williamson &  
Wyatt, P.C.

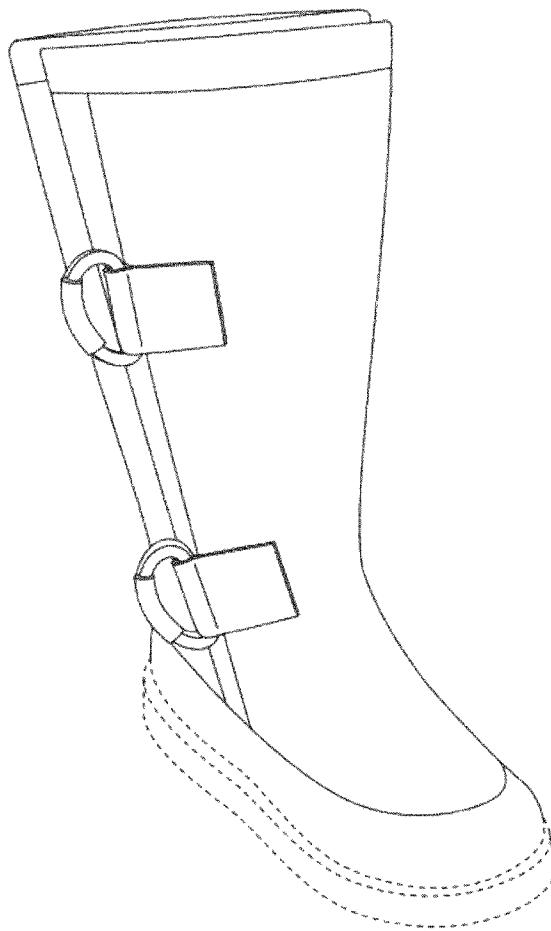
(57) **CLAIM**

I claim the ornamental design for footwear, as shown and described.

**DESCRIPTION**

FIG. 1 is a perspective view of footwear, showing my new design;  
FIG. 2 is a front view thereof;  
FIG. 3 is a back view thereof;  
FIG. 4 is a left side view thereof;  
FIG. 5 is a right side view thereof;  
FIG. 6 is a top view thereof; and,  
FIG. 7 is a bottom view thereof.  
The dashed lines are included for illustrating environmental structure and form no part of the claimed design.

**1 Claim, 5 Drawing Sheets**



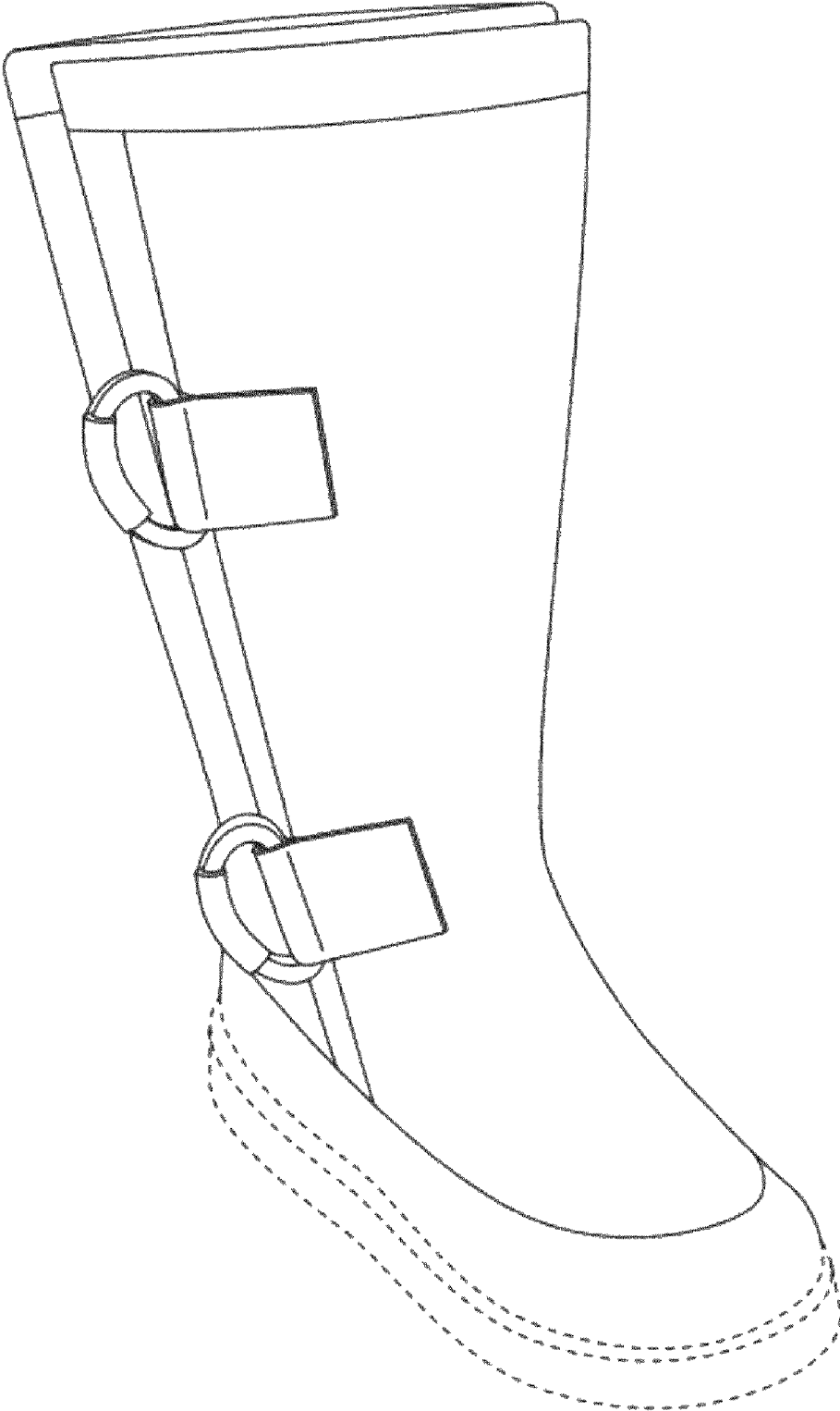


FIG. 1

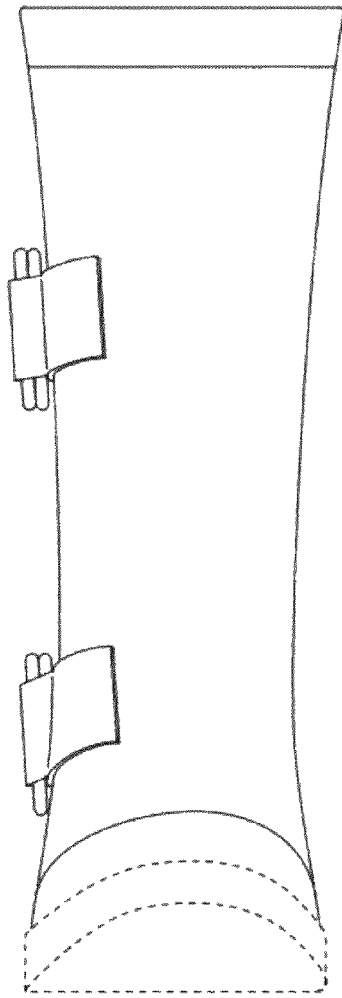


FIG. 2

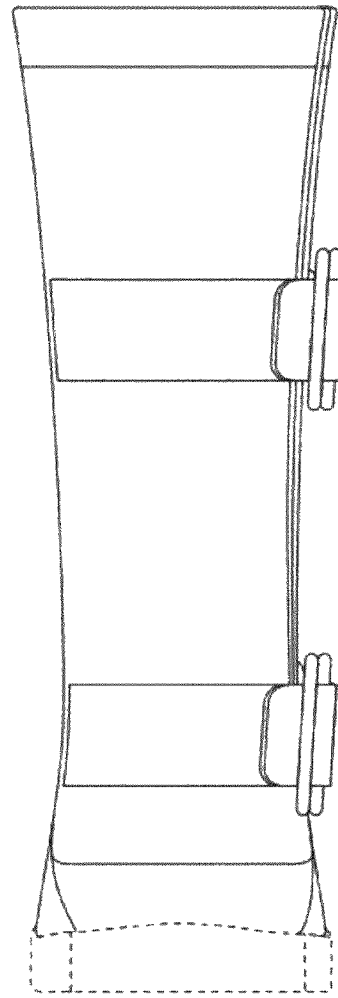


FIG. 3



FIG. 4

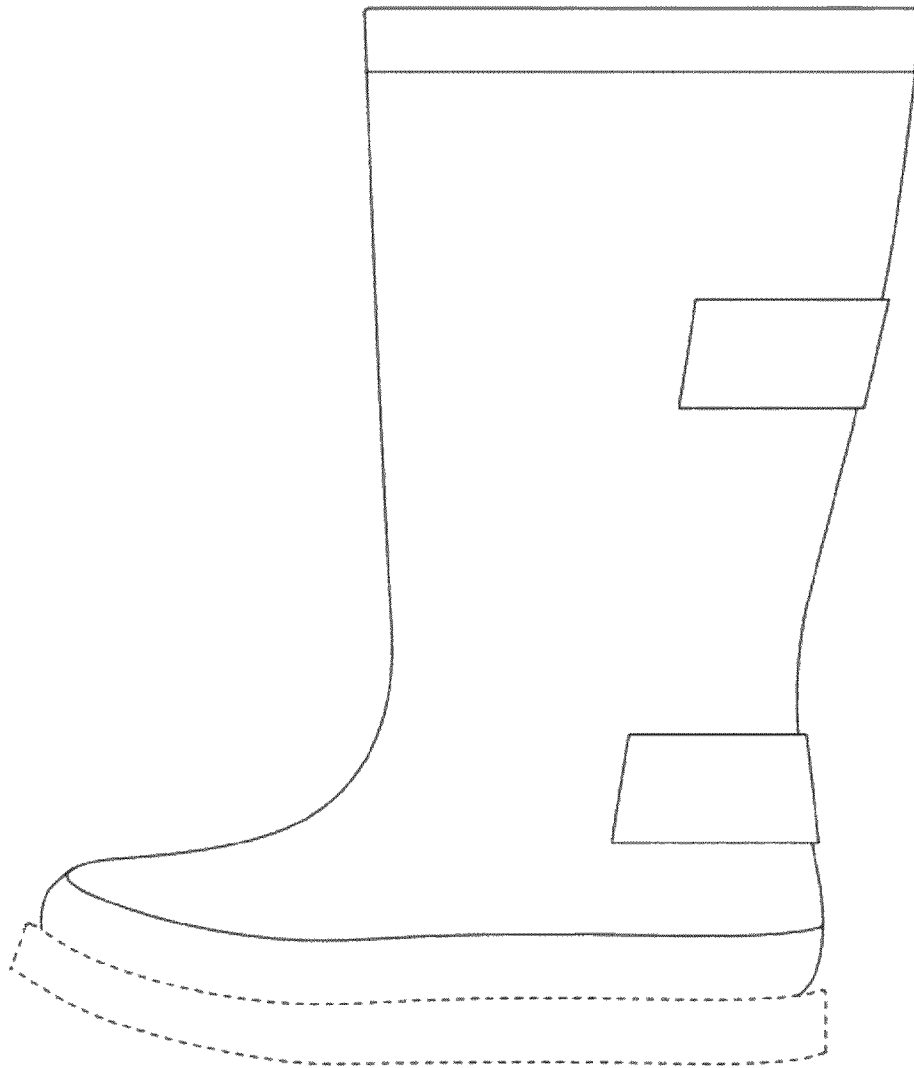


FIG. 5

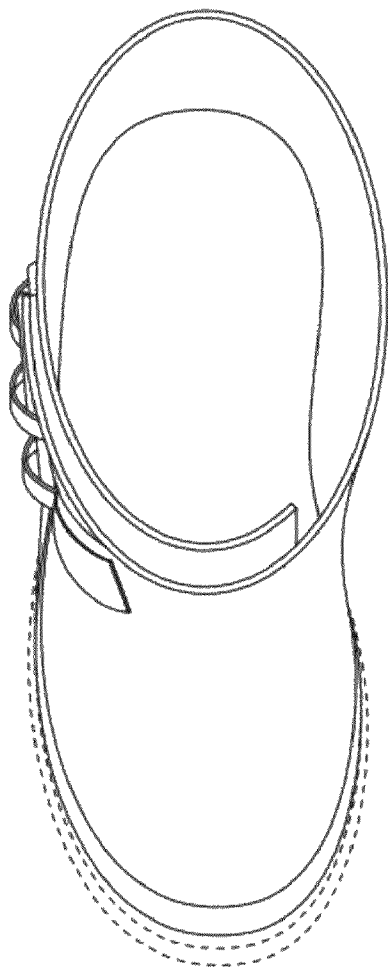


FIG. 6

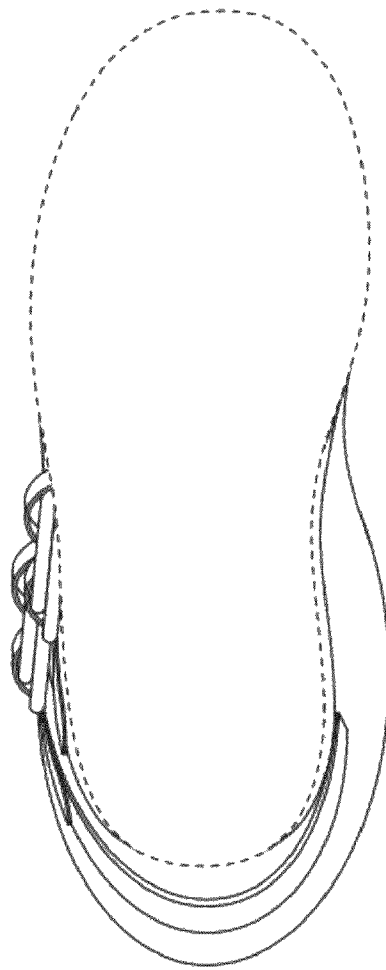


FIG. 7