



US00D447129B1

(12) **United States Design Patent** (10) **Patent No.:** **US D447,129 S**  
**Cuvelier** (45) **Date of Patent:** **\*\* Aug. 28, 2001**

(54) **COMBINED RADIO, CASSETTE TAPE RECORDER AND COMPACT DISC PLAYER**

D. 376,801 \* 12/1996 Hanig et al. .... D14/162 X  
D. 406,843 \* 3/1999 Zeitman ..... D14/168 X

(75) Inventor: **Jean Paul Cuvelier, The Peak (HK)**

\* cited by examiner

(73) Assignee: **Alfa Technology Limited (HK)**

*Primary Examiner*—Nanda Bondade

(\*\*) Term: **14 Years**

(74) *Attorney, Agent, or Firm*—Strasburger & Price L.L.P.; Paul W. Fulbright

(21) Appl. No.: **29/117,915**

(57) **CLAIM**

(22) Filed: **Feb. 1, 2000**

The ornamental design for a combined radio, cassette tape recorder and compact disc player, as shown and described.

(30) **Foreign Application Priority Data**

**DESCRIPTION**

Nov. 12, 1999 (HK) ..... 9911536

(51) **LOC (7) Cl.** ..... **14-01**

(52) **U.S. Cl.** ..... **D14/168**

(58) **Field of Search** ..... D14/156, 160-165,  
D14/167-168, 188, 193-198; D21/516;  
455/344, 347-351

FIG. 1 is a top view of the claimed invention.

FIG. 2 is a front view of the claimed invention; and,

FIG. 3 is a side view of the claimed invention.

The bottom and back views of the claimed invention are unornamented.

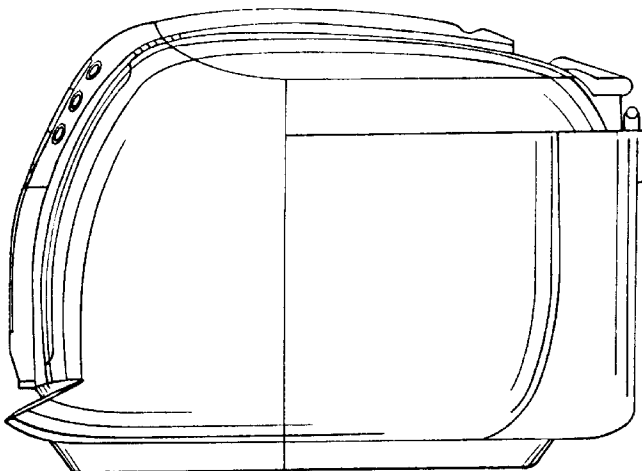
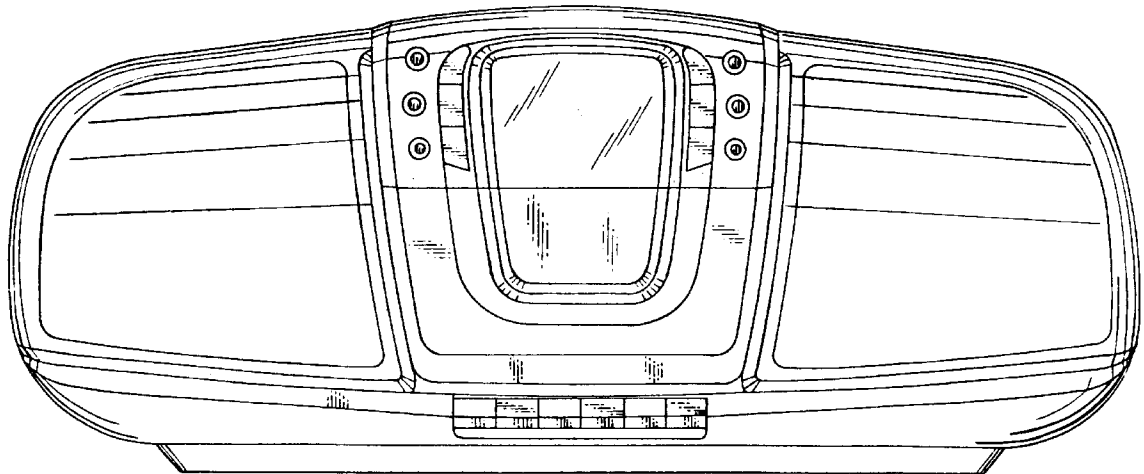
The undisclosed side view opposite to FIG. 3, forms no part of the claimed design.

(56) **References Cited**

**U.S. PATENT DOCUMENTS**

D. 367,053 \* 2/1996 Ogasawara et al. .... D14/163

**1 Claim, 3 Drawing Sheets**



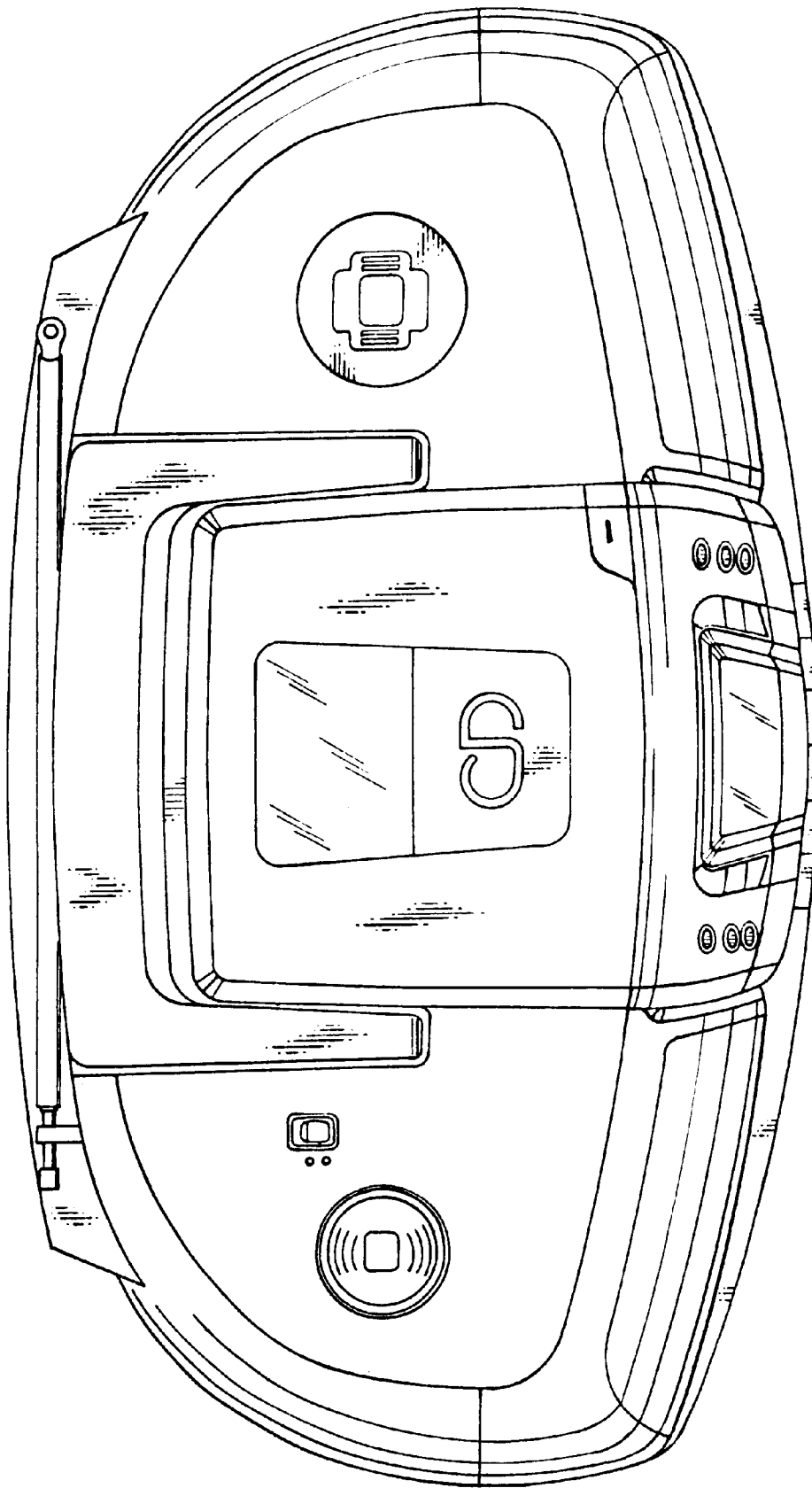


Fig. 1

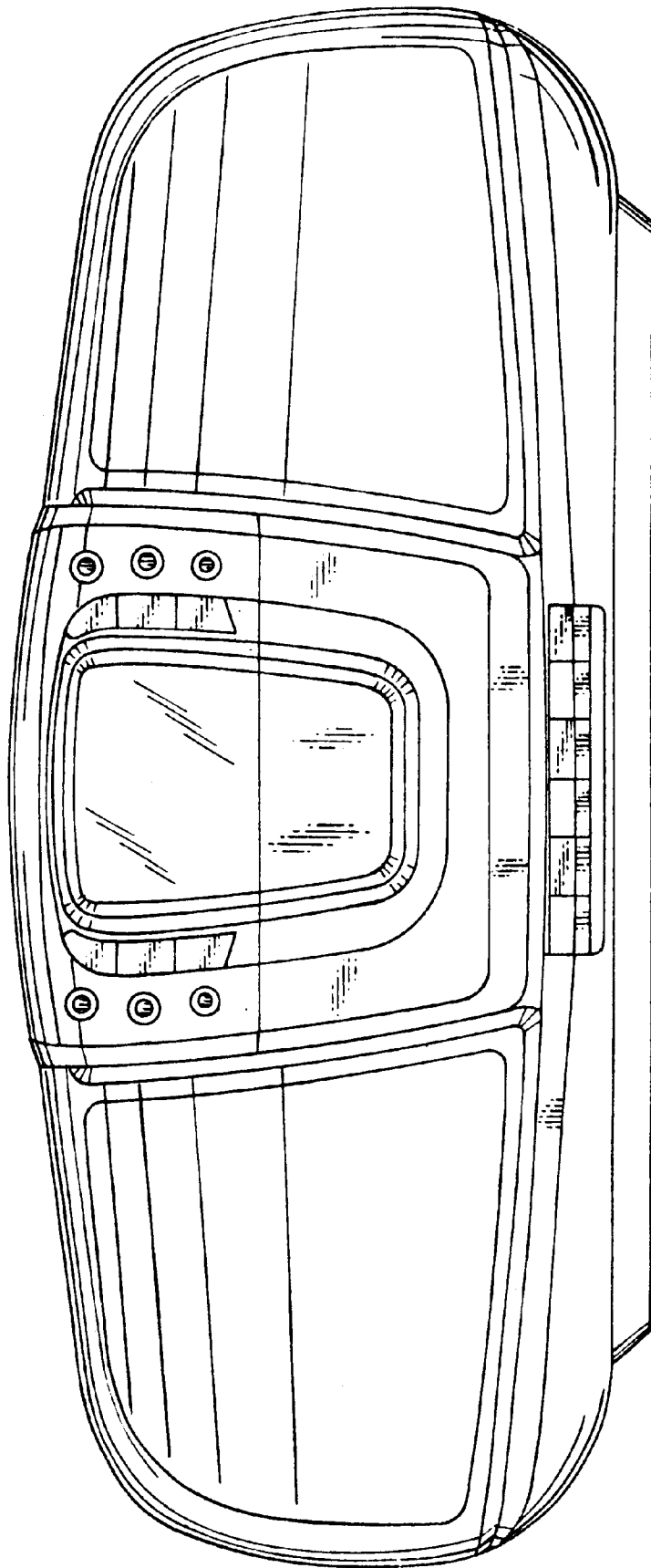
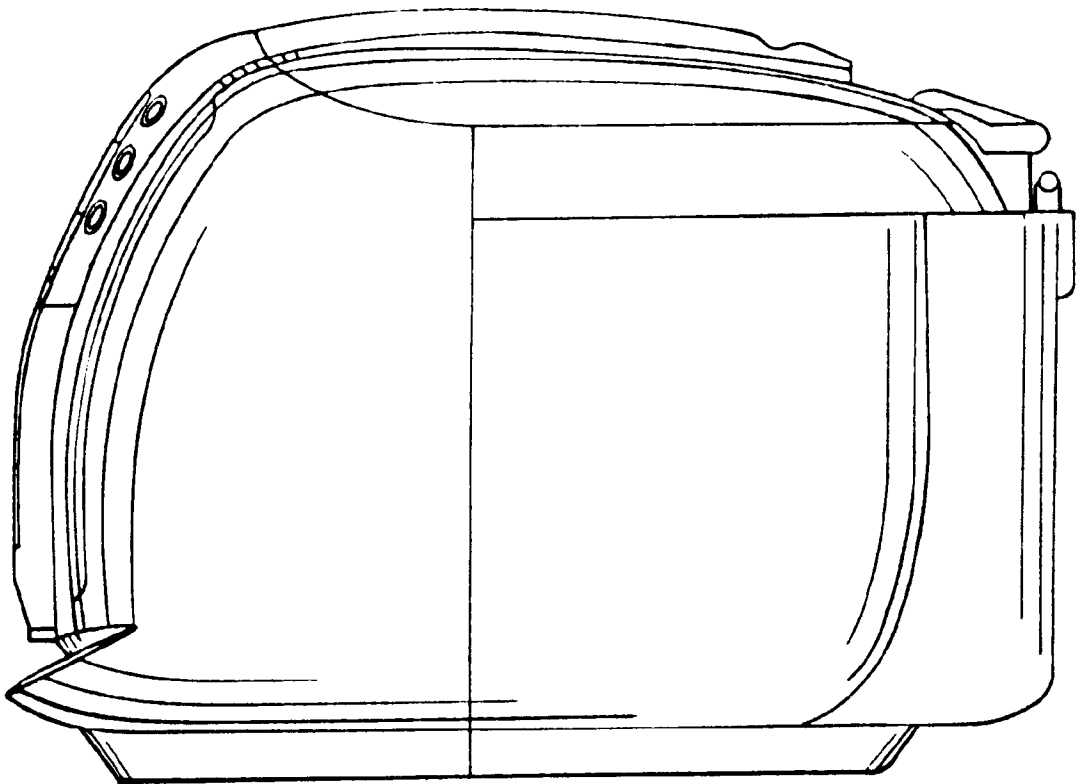


Fig. 2



*Fig. 3*